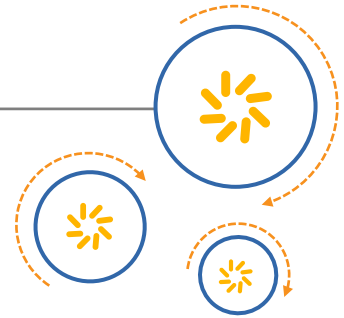




Qualcomm Technologies, Inc.



Qualcomm[®] Hexagon[™] V66

Programmer's Reference Manual

80-N2040-42 A

November 17, 2017

Qualcomm Hexagon is a product of Qualcomm Technologies, Inc. Other Qualcomm products referenced herein are products of Qualcomm Technologies, Inc. or its subsidiaries.

Qualcomm, Hexagon, and HVX are trademarks of Qualcomm Incorporated, registered in the United States and other countries. Other product and brand names may be trademarks or registered trademarks of their respective owners.

This technical data may be subject to U.S. and international export, re-export, or transfer ("export") laws. Diversion contrary to U.S. and international law is strictly prohibited.

Qualcomm Technologies, Inc.
5775 Morehouse Drive
San Diego, CA 92121
U.S.A.

Contents

Figures	14
Tables	15
1 Introduction.....	17
1.1 Features.....	17
1.2 Functional units	19
1.2.1 Memory.....	20
1.2.2 Registers.....	20
1.2.3 Sequencer.....	20
1.2.4 Execution units.....	20
1.2.5 Load/store units.....	20
1.3 Instruction set	21
1.3.1 Addressing modes.....	21
1.3.2 Scalar operations.....	22
1.3.3 Vector operations	22
1.3.4 Floating-point operations.....	23
1.3.5 Program flow	24
1.3.6 Instruction packets	24
1.3.7 Dot-new instructions.....	25
1.3.8 Compound instructions.....	25
1.3.9 Duplex instructions.....	25
1.3.10 Instruction classes.....	25
1.3.11 Instruction intrinsics.....	26
1.4 Notation	27
1.4.1 Instruction syntax.....	27
1.4.2 Register operands.....	28
1.4.3 Numeric operands.....	30
1.5 Terminology	31
1.6 Technical assistance.....	31
2 Registers	32
2.1 General registers.....	33
2.2 Control registers	35
2.2.1 Program counter.....	37
2.2.2 Loop registers.....	38

2.2.3	User status register	38
2.2.4	Modifier registers	41
2.2.5	Predicate registers	42
2.2.6	Circular start registers	43
2.2.7	User general pointer register	43
2.2.8	Global pointer	43
2.2.9	Cycle count registers	44
2.2.10	Frame limit register	44
2.2.11	Frame key register	45
2.2.12	Packet count registers	45
2.2.13	Qtimer registers	46
3	Instructions	47
3.1	Instruction syntax	47
3.2	Instruction classes	49
3.3	Instruction packets	50
3.3.1	Packet execution semantics	51
3.3.2	Sequencing semantics	51
3.3.3	Resource constraints	52
3.3.4	Grouping constraints	53
3.3.5	Dependency constraints	54
3.3.6	Ordering constraints	54
3.3.7	Alignment constraints	55
3.4	Instruction intrinsics	55
3.5	Compound instructions	56
3.6	Duplex instructions	56
4	Data Processing	57
4.1	Data types	58
4.1.1	Fixed-point data	58
4.1.2	Floating-point data	58
4.1.3	Complex data	58
4.1.4	Vector data	58
4.2	Instruction options	60
4.2.1	Fractional scaling	60
4.2.2	Saturation	60
4.2.3	Arithmetic rounding	61
4.2.4	Convergent rounding	61
4.2.5	Scaling for divide and square-root	61
4.3	XTYPE operations	62
4.3.1	ALU	62
4.3.2	Bit manipulation	63

4.3.3	Complex	63
4.3.4	Floating point	64
4.3.5	Multiply	65
4.3.6	Permute	67
4.3.7	Predicate	67
4.3.8	Shift	68
4.4	ALU32 operations	69
4.5	Vector operations	70
4.6	CR operations	72
4.7	Compound operations	72
4.8	Special operations	72
4.8.1	H.264 CABAC processing	73
4.8.1.1	CABAC implementation	74
4.8.1.2	Code example	75
4.8.2	IP internet checksum	76
4.8.2.1	Code example	77
4.8.3	Software-defined radio	78
4.8.3.1	Rake despreading	78
4.8.3.2	Polynomial operations	79
5	Memory	81
5.1	Memory model	82
5.1.1	Address space	82
5.1.2	Byte order	82
5.1.3	Alignment	82
5.2	Memory loads	83
5.3	Memory stores	84
5.4	Dual stores	84
5.5	Slot 1 store with slot 0 load	85
5.6	New-value stores	85
5.7	Mem-ops	86
5.8	Addressing modes	86
5.8.1	Absolute	87
5.8.2	Absolute-set	87
5.8.3	Absolute with register offset	87
5.8.4	Global pointer relative	88
5.8.5	Indirect	89
5.8.6	Indirect with offset	89
5.8.7	Indirect with register offset	89
5.8.8	Indirect with auto-increment immediate	90
5.8.9	Indirect with auto-increment register	90
5.8.10	Circular with auto-increment immediate	91
5.8.11	Circular with auto-increment register	93

5.8.12 Bit-reversed with auto-increment register	94
5.9 Conditional load/stores	95
5.10 Cache memory	96
5.10.1 Uncached memory	97
5.10.2 Tightly coupled memory	97
5.10.3 Cache maintenance operations	97
5.10.4 L2 cache operations	98
5.10.5 Cache line zero	99
5.10.6 Cache prefetch	99
5.11 Memory ordering	102
5.12 Atomic operations	103
6 Conditional Execution.....	105
6.1 Scalar predicates	105
6.1.1 Generating scalar predicates	106
6.1.2 Consuming scalar predicates	108
6.1.3 Auto-AND predicates	109
6.1.4 Dot-new predicates	110
6.1.5 Dependency constraints	111
6.2 Vector predicates	111
6.2.1 Vector compare	111
6.2.2 Vector mux instruction	113
6.2.3 Using vector conditionals	114
6.3 Predicate operations	115
7 Program Flow.....	116
7.1 Conditional instructions	116
7.2 Hardware loops	117
7.2.1 Loop setup	118
7.2.2 Loop end	119
7.2.3 Loop execution	120
7.2.4 Pipelined hardware loops	121
7.2.5 Loop restrictions	124
7.3 Software branches	124
7.3.1 Jumps	125
7.3.2 Calls	125
7.3.3 Returns	126
7.3.4 Extended branches	127
7.3.5 Branches to and from packets	127
7.4 Speculative jumps	128
7.5 Compare jumps	129
7.5.1 New-value compare jumps	130

7.6 Register transfer jumps.....	131
7.7 Dual jumps.....	132
7.8 Hint indirect jump target	133
7.9 Pauses	134
7.10 Exceptions	134
8 Software Stack	137
8.1 Stack structure	137
8.2 Stack frames	139
8.3 Stack protection	139
8.3.1 Stack bounds checking.....	139
8.3.2 Stack smashing protection	140
8.4 Stack registers.....	140
8.5 Stack instructions.....	141
9 PMU Events	142
9.1 V66 processor event symbols.....	143
10 Instruction Encoding.....	153
10.1 Instructions	153
10.2 Sub-instructions.....	154
10.3 Duplexes	157
10.4 Instruction classes.....	159
10.5 Instruction packets.....	160
10.6 Loop packets.....	161
10.7 Immediate values.....	162
10.8 Scaled immediates	162
10.9 Constant extenders.....	163
10.10 New-value operands	166
10.11 Instruction mapping.....	167
11 Instruction Set.....	168
11.1 ALU32	171
11.1.1 ALU32/ALU	171
Logical operations	173
Negate.....	175
Nop	176
Subtract.....	177
Sign extend	179
Transfer immediate.....	180
Transfer register	182
Vector add halfwords	183

	Vector average halfwords.....	184
	Vector subtract halfwords	185
	Zero extend.....	187
11.1.2	ALU32/PERM	188
	Mux	191
	Shift word by 16	193
	Pack high and low halfwords	195
11.1.3	ALU32/PRED	196
	Conditional shift halfword.....	198
	Conditional combine	200
	Conditional logical operations.....	201
	Conditional subtract	203
	Conditional sign extend.....	204
	Conditional transfer.....	206
	Conditional zero extend.....	207
	Compare	209
	Compare to general register	211
11.2	CR.....	212
	Corner detection acceleration	214
	Logical reductions on predicates	215
	Looping instructions.....	216
	Add to PC	218
	Pipelined loop instructions	219
	Logical operations on predicates.....	221
	User control register transfer	223
11.3	JR.....	224
	Hint an indirect jump address.....	226
	Jump to address from register	227
11.4	J.....	228
	Compare and jump	230
	Jump to address	234
	Jump to address conditioned on new predicate	236
	Jump to address condition on register value	237
	Transfer and jump	239
11.5	LD.....	240
	Load doubleword conditionally.....	243
	Load byte	245
	Load byte conditionally.....	247
	Load byte into shifted vector.....	249
	Load half into shifted vector	252
	Load halfword	255
	Load halfword conditionally	257
	Load unsigned byte	259

Load unsigned byte conditionally	261
Load unsigned halfword	263
Load unsigned halfword conditionally	265
Load word	267
Load word conditionally	269
Deallocate stack frame	271
Deallocate frame and return	273
Load and unpack bytes to halfwords	275
11.6 MEMOP	283
Operation on memory halfword	285
Operation on memory word	286
11.7 NV	287
11.7.1 NV/J	287
11.7.2 NV/ST	291
Store new-value byte conditionally	293
Store new-value halfword	296
Store new-value halfword conditionally	298
Store new-value word	301
Store new-value word conditionally	303
11.8 ST	306
Store doubleword conditionally	309
Store byte	311
Store byte conditionally	313
Store halfword	316
Store halfword conditionally	319
Store word	322
Store word conditionally	324
Allocate stack frame	327
11.9 SYSTEM	329
11.9.1 SYSTEM/GUEST	329
11.9.2 SYSTEM/MONITOR	331
Swap SGP control register	332
Cancel pending interrupts	333
Data cache kill	334
Data cache maintenance monitor instructions	335
Read the interrupt mask for a thread	337
Acquire hardware lock	338
Release hardware lock	339
Interrupt to thread assignment read	340
Interrupt to thread assignment write	342
Instruction cache maintenance supervisor operations	344
Instruction cache maintenance operations (single-thread)	345
L2 cache operations by index	346

L2 cache global operations.....	347
L2 cache operations by address.....	349
L2 tag read/write.....	351
Load from physical address.....	353
Raise NMI on threads.....	354
Resume from Wait mode.....	355
Return from exception.....	356
Set the interrupt mask for a thread.....	357
Set the priority for a thread.....	358
Set interrupt auto disable.....	359
Start threads.....	360
Stop threads.....	361
Software interrupt.....	362
TLB read/write/probe operations.....	363
System control register transfer.....	365
Transition threads to Wait mode.....	367
11.9.3 SYSTEM/USER.....	368
Store conditional.....	369
Zero a cache line.....	371
Memory barrier.....	372
Breakpoint.....	373
Data cache prefetch.....	374
Data cache maintenance user operations.....	375
Instruction cache maintenance user operations.....	377
Instruction synchronization.....	378
L2 cache prefetch.....	379
Pause.....	382
Memory thread synchronization.....	383
Send value to ETM trace.....	384
Trap.....	385
11.10 XTYPE.....	387
11.10.1 XTYPE/ALU.....	387
Absolute value word.....	388
Add and accumulate.....	389
Add doublewords.....	391
Add halfword.....	393
Add or subtract doublewords with carry.....	395
Clip to unsigned.....	396
Logical doublewords.....	397
Logical-logical doublewords.....	399
Logical-logical words.....	400
Maximum words.....	402
Maximum doublewords.....	403

Minimum words	404
Minimum doublewords	405
Modulo wrap	406
Negate.....	407
Round	408
Subtract doublewords	411
Subtract and accumulate words	412
Subtract halfword	413
Sign extend word to doubleword.....	415
Vector absolute value halfwords	416
Vector absolute value words	417
Vector absolute difference bytes	418
Vector absolute difference halfwords.....	419
Vector absolute difference words.....	420
Vector add compare and select maximum bytes	421
Vector add compare and select maximum halfwords	422
Vector add halfwords	424
Vector add halfwords with saturate and pack to unsigned bytes	426
Vector reduce add unsigned bytes.....	427
Vector reduce add halfwords.....	429
Vector add bytes.....	431
Vector add words.....	432
Vector average halfwords.....	433
Vector average unsigned bytes.....	435
Vector average words.....	436
Vector clip to unsigned.....	438
Vector conditional negate.....	439
Vector maximum bytes	441
Vector maximum halfwords.....	442
Vector reduce maximum halfwords	443
Vector reduce maximum words	445
Vector maximum words	447
Vector minimum bytes	448
Vector minimum halfwords.....	450
Vector reduce minimum halfwords	451
Vector reduce minimum words	453
Vector minimum words.....	455
Vector sum of absolute differences unsigned bytes	456
Vector subtract halfwords	458
Vector subtract bytes	460
Vector subtract words.....	461
11.10.2 XTYPE/BIT	462
Count population	464

Count trailing.....	465
Extract bitfield.....	466
Insert bitfield.....	469
Interleave/deinterleave.....	471
Linear feedback-shift iteration.....	472
Masked parity.....	473
Bit reverse.....	474
Set/clear/toggle bit.....	475
Split bitfield.....	477
Table index.....	479
11.10.3 XTYPE/COMPLEX.....	482
Complex add/sub words.....	485
Complex multiply.....	487
Complex multiply real or imaginary.....	490
Complex multiply with round and pack.....	492
Complex multiply 32x16.....	494
Complex multiply real or imaginary 32-bit.....	496
Vector complex multiply real or imaginary.....	500
Vector complex conjugate.....	503
Vector complex rotate.....	504
Vector reduce complex multiply real or imaginary.....	506
Vector reduce complex multiply by scalar.....	509
Vector reduce complex multiply by scalar with round and pack.....	512
Vector reduce complex rotate.....	514
11.10.4 XTYPE/FP.....	517
Floating point addition.....	517
Classify floating-point value.....	518
Compare floating-point value.....	519
Convert floating-point value to other format.....	521
Convert integer to floating-point value.....	522
Convert floating-point value to integer.....	524
Floating point extreme value assistance.....	526
Floating point fused multiply-add.....	527
Floating point fused multiply-add with scaling.....	528
Floating point reciprocal square root approximation.....	529
Floating point fused multiply-add for library routines.....	530
Create floating-point constant.....	532
Floating point maximum.....	533
Floating point minimum.....	534
Floating point multiply.....	535
Floating point reciprocal approximation.....	536
Floating point subtraction.....	537
11.10.5 XTYPE/MPY.....	538

Vector multiply word by signed half (32x16)	541
Vector multiply word by unsigned half (32x16)	545
Multiply signed halfwords.....	549
Multiply unsigned halfwords.....	556
Polynomial multiply words	561
Vector reduce multiply word by signed half (32x16)	563
Multiply and use upper result.....	565
Multiply and use full result	568
Vector dual multiply.....	570
Vector dual multiply with round and pack.....	573
Vector reduce multiply bytes	575
Vector dual multiply signed by unsigned bytes	577
Vector multiply even halfwords	579
Vector multiply halfwords.....	581
Vector multiply halfwords with round and pack.....	583
Vector multiply halfwords, signed by unsigned.....	585
Vector reduce multiply halfwords.....	587
Vector multiply bytes	589
Vector polynomial multiply halfwords	591
11.10.6 XTYPE/PERM.....	593
Saturate	595
Swizzle bytes	597
Vector align	598
Vector round and pack	600
Vector saturate and pack	602
Vector saturate without pack.....	605
Vector shuffle	607
Vector splat bytes	609
Vector splat halfwords.....	610
Vector splice.....	611
Vector sign extend.....	612
Vector truncate	614
Vector zero extend.....	616
11.10.7 XTYPE/PRED	618
Compare byte	620
Compare half.....	622
Compare doublewords.....	624
Compare bit mask.....	625
Mask generate from predicate	626
Check for TLB match.....	627
Predicate transfer	628
Test bit.....	629
Vector compare halfwords	630

Vector compare bytes for any match.....	632
Vector compare bytes.....	633
Vector compare words.....	635
Viterbi pack even and odd predicate bits	637
Vector mux	638
11.10.8 XTYPE/SHIFT.....	639
Shift by immediate	640
Shift by immediate and accumulate	642
Shift by immediate and add.....	645
Shift by immediate and logical.....	646
Shift right by immediate with rounding	650
Shift left by immediate with saturation	652
Shift by register	653
Shift by register and accumulate	656
Shift by register and logical.....	659
Shift by register with saturation	662
Vector shift halfwords by immediate	664
Vector arithmetic shift halfwords with round	666
Vector arithmetic shift halfwords with saturate and pack	668
Vector shift halfwords by register	670
Vector shift words by immediate	672
Vector shift words by register	674
Vector shift words with truncate and pack	676
Instruction Index	678
Intrinsics Index	693

Figures

Figure 1-1	Hexagon V66 processor architecture	19
Figure 1-2	Vector instruction example	23
Figure 1-3	Instruction classes and combinations	26
Figure 1-4	Register field symbols	29
Figure 2-1	General registers	33
Figure 2-2	Control registers	35
Figure 3-1	Packet grouping combinations	52
Figure 4-1	Vector byte operation	59
Figure 4-2	Vector halfword operation	59
Figure 4-3	Vector word operation	60
Figure 4-4	64-bit shift and add/sub/logical	68
Figure 4-5	Vector halfword shift right	71
Figure 5-1	Hexagon processor byte order	82
Figure 5-2	L2FETCH instruction	101
Figure 6-1	Vector byte compare	112
Figure 6-2	Vector halfword compare	112
Figure 6-3	Vector mux instruction	113
Figure 8-1	Stack structure	138
Figure 10-1	Instruction packet encoding	160

Tables

Table 1-1	Register symbols	28
Table 1-2	Register bit field symbols	29
Table 1-3	Instruction operands	30
Table 1-4	Data symbols	31
Table 2-1	General register aliases	34
Table 2-2	General register pairs	34
Table 2-3	Aliased control registers	36
Table 2-4	Control register pairs	37
Table 2-5	Loop registers	38
Table 2-6	User status register	39
Table 2-7	Modifier registers (indirect auto-increment addressing)	41
Table 2-8	Modifier registers (circular addressing)	41
Table 2-9	Modifier registers (bit-reversed addressing)	42
Table 2-10	Predicate registers	42
Table 2-11	Circular start registers	43
Table 2-12	User general pointer register	43
Table 2-13	Global pointer register	43
Table 2-14	Cycle count registers	44
Table 2-15	Frame limit register	44
Table 2-16	Frame key register	45
Table 2-17	Packet count registers	45
Table 2-18	Qtimer registers	46
Table 3-1	Instruction symbols	47
Table 3-2	Instruction classes	49
Table 4-1	Single-precision multiply options	66
Table 4-2	Double precision multiply options	66
Table 4-3	Control register transfer instructions	72
Table 5-1	Memory alignment restrictions	83
Table 5-2	Load instructions	83
Table 5-3	Store instructions	84
Table 5-4	Mem-ops	86
Table 5-5	Addressing modes	86
Table 5-6	Offset ranges (global pointer relative)	88
Table 5-7	Offset ranges (Indirect with offset)	89
Table 5-8	Increment ranges (Indirect with auto-inc immediate)	90
Table 5-9	Increment ranges (Circular with auto-inc immediate)	91
Table 5-10	Increment ranges (Circular with auto-inc register)	93
Table 5-11	Addressing modes (Conditional load/store)	95
Table 5-12	Conditional offset ranges (Indirect with offset)	96
Table 5-13	Cache instructions (User-level)	98
Table 5-14	Memory ordering instructions	102

Table 5-15	Atomic instructions	103
Table 6-1	Scalar predicate-generating instructions	106
Table 6-2	Vector mux instruction	113
Table 6-3	Predicate register instructions	115
Table 7-1	Loop instructions	118
Table 7-2	Software pipelined loop	122
Table 7-3	Software pipelined loop (using spNloop0)	123
Table 7-4	Software branch instructions.....	124
Table 7-5	Jump instructions	125
Table 7-6	Call instructions	125
Table 7-7	Return instructions	126
Table 7-8	Speculative jump instructions	128
Table 7-9	Compare jump instructions	130
Table 7-10	New-value compare jump instructions	131
Table 7-11	Register transfer jump instructions	132
Table 7-12	Dual jump instructions	132
Table 7-13	Jump hint instruction.....	133
Table 7-14	Pause instruction	134
Table 7-15	V66 exceptions.....	135
Table 8-1	Stack registers	140
Table 8-2	Stack instructions	141
Table 9-1	V66 processor events symbols.....	143
Table 10-1	Instruction fields	153
Table 10-2	Sub-instructions	155
Table 10-3	Sub-instruction registers	156
Table 10-4	Duplex instruction.....	157
Table 10-5	Duplex ICLASS field.....	157
Table 10-6	Instruction class encoding.....	159
Table 10-7	Loop packet encoding	161
Table 10-8	Scaled immediate encoding (indirect offsets).....	162
Table 10-9	Constant extender encoding	163
Table 10-10	Constant extender instructions.....	164
Table 10-11	Instruction mapping	167
Table 11-1	Instruction syntax symbols	169
Table 11-2	Instruction operand symbols	170
Table 11-3	Instruction behavior symbols.....	170

1 Introduction

The Qualcomm Hexagon™ processor is a general-purpose digital signal processor designed for high performance and low power across a wide variety of multimedia and modem applications. V66 is a member of the sixth generation of the Hexagon processor architecture.

1.1 Features

- **Memory**

Program code and data are stored in a unified 32-bit address space. The load/store architecture supports a complete set of addressing modes for both compiler code generation and DSP application programming.

- **Registers**

Thirty two 32-bit general purpose registers can be accessed as single registers or as 64-bit register pairs. The general registers hold all data including scalar, pointer, and packed vector data.

- **Data types**

Instructions can perform a wide variety of operations on fixed-point or floating-point data. The fixed-point operations support scalar and vector data in a variety of sizes. The floating-point operations support single-precision data.

- **Parallel execution**

Instructions can be grouped into very long instruction word (VLIW) packets for parallel execution, with each packet containing from one to four instructions. Vector instructions operate on single instruction multiple data (SIMD) vectors.

- **Program flow**

Nestable zero-overhead hardware loops are supported. Conditional/unconditional jumps and subroutine calls support both PC-relative and register indirect addressing. Two program flow instructions can be grouped into one packet.

- **Instruction pipeline**

Pipeline hazards are resolved by the hardware: instruction scheduling is not constrained by pipeline restrictions.

- **Code compression**

Compound instructions merge certain common operation sequences (add-accumulate, shift-add, etc.) into a single instruction. *Duplex* encodings express two parallel instructions in a single 32-bit word.

- **Cache memory**

Memory accesses can be cached or uncached. Separate L1 instruction and data caches exist for program code and data. A unified L2 cache can be partly or wholly configured as tightly-coupled memory (TCM).

- **Virtual memory**

Memory is addressed virtually, with virtual-to-physical memory mapping handled by a resident OS. Virtual memory supports the implementation of memory management and memory protection in a hardware-independent manner.

1.2 Functional units

Figure 1-1 shows the major functional units of the Hexagon V66 processor architecture:

- Memory and registers
- Instruction sequencer
- Execution units
- Load/store units

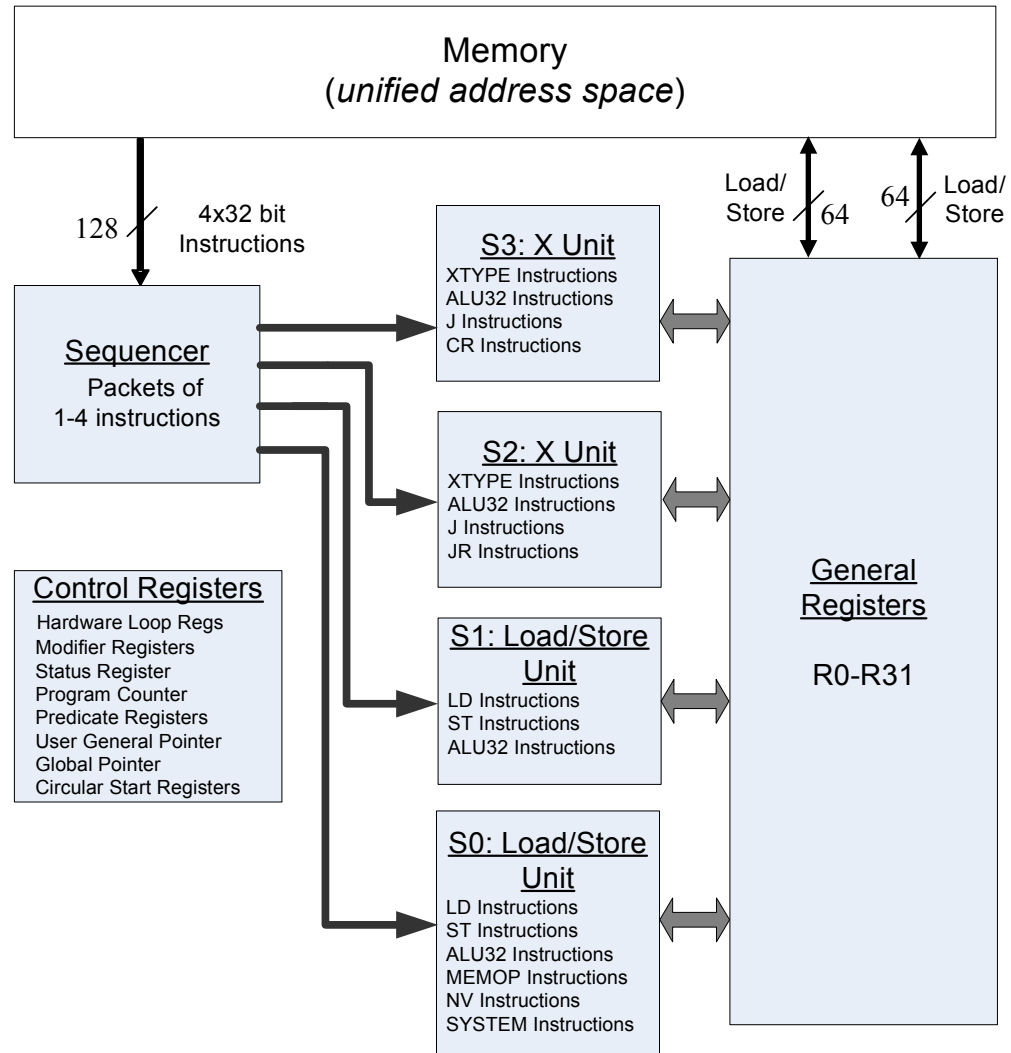


Figure 1-1 Hexagon V66 processor architecture

1.2.1 Memory

The Hexagon processor features a unified byte-addressable memory. This memory has a single 32-bit virtual address space which holds both instructions and data. It operates in little-endian mode.

1.2.2 Registers

The Hexagon processor has two sets of registers: general registers and control registers.

The general registers include thirty-two 32-bit registers (named R_0 through R_{31}) which can be accessed either as single registers or as aligned 64-bit register pairs. The general registers are used to contain all pointer, scalar, vector, and accumulator data.

The control registers include special-purpose registers such as program counter, status register, loop registers, etc.

1.2.3 Sequencer

The instruction sequencer processes packets of one to four instructions in each cycle. If a packet contains more than one instruction, the instructions are executed in parallel.

The instruction combinations allowed in a packet are limited to the instruction types that can be executed in parallel in the four execution units (as shown in [Figure 1-1](#)).

1.2.4 Execution units

The dual execution units are identical: each includes a 64-bit shifter and a vector multiply/accumulate unit with four 16x16 multipliers to support both scalar and vector instructions.

These units also perform 32- and 64-bit ALU instructions, and jump and loop instructions.

NOTE Each execution unit supports floating-point instructions.

1.2.5 Load/store units

The two load/store units can operate on signed or unsigned bytes, halfwords (16-bit), words (32-bit), or double words (64-bit).

To increase the number of instruction combinations allowed in packets, the load units also support 32-bit ALU instructions.

1.3 Instruction set

In order for the Hexagon processor to achieve large amounts of work per cycle, the instruction set was designed with the following properties:

- Static grouping (VLIW) architecture
- Static fusing of simple dependent instructions
- Extensive compound instructions
- A large set of SIMD and application-specific instructions

To support efficient compilation, the instruction set is designed to be orthogonal with respect to registers, addressing modes, and load/store access size.

1.3.1 Addressing modes

The Hexagon processor supports the following memory addressing modes:

- 32-bit absolute
- 32-bit absolute-set
- Absolute with register offset
- Global pointer relative
- Indirect
- Indirect with offset
- Indirect with register offset
- Indirect with auto-increment (immediate or register)
- Circular with auto-increment (immediate or register)
- Bit-reversed with auto-increment register

For example:

```
R2 = memw (##myvariable)
R2 = memw (R3=##myvariable)
R2 = memw (R4<<#3+##myvariable)
R2 = memw (GP+#200)
R2 = memw (R1)
R2 = memw (R3+#100)
R2 = memw (R3+R4<<#2)
R2 = memw (R3++#4)
R2 = memw (R0++M1)
R0 = memw (R2++#8:circ (M0))
R0 = memw (R2++I:circ (M0))
R2 = memw (R0++M1:brev)
```

Auto-increment with register addressing uses one of the two dedicated address-modify registers *M0* and *M1* (which are part of the control registers).

NOTE Atomic memory operations (load locked/store conditional) are supported to implement multi-thread synchronization.

1.3.2 Scalar operations

The Hexagon processor includes the following scalar operations on fixed-point data:

- Multiplication of 16-bit, 32-bit, and complex data
- Addition and subtraction of 16-, 32-, and 64-bit data (with and without saturation)
- Logical operations on 32- and 64-bit data (AND, OR, XOR, NOT)
- Shifts on 32- and 64-bit data (arithmetic and logical)
- Min/max, negation, absolute value, parity, norm, swizzle
- Compares of 8-, 16-, 32-, and 64-bit data
- Sign and zero extension (8- and 16- to 32-bit, 32- to 64-bit)
- Bit manipulation
- Predicate operations

1.3.3 Vector operations

The Hexagon processor includes the following vector operations on fixed-point data:

- Multiplication (halfwords, word by half, vector reduce, dual multiply)
- Addition and subtraction of word and halfword data
- Shifts on word and halfword data (arithmetic and logical)
- Min/max, average, negative average, absolute difference, absolute value
- Compares of word, halfword, and byte data
- Reduce, sum of absolute differences on unsigned bytes
- Special-purpose data arrangement (such as pack, splat, shuffle, align, saturate, splice, truncate, complex conjugate, complex rotate, zero extend)

NOTE Certain vector operations support automatic scaling, saturation, and rounding.

For example, the following instruction performs a vector operation:

```
R1:0 += vrmph (R3:2, R5:4)
```

It is defined to perform the following operations in one cycle:

```
R1:0 += ((R2.L * R4.L) +
         (R2.H * R4.H) +
         (R3.L * R5.L) +
         (R3.H * R5.H)
        )
```

Figure 1-2 shows a schematic of this instruction type.

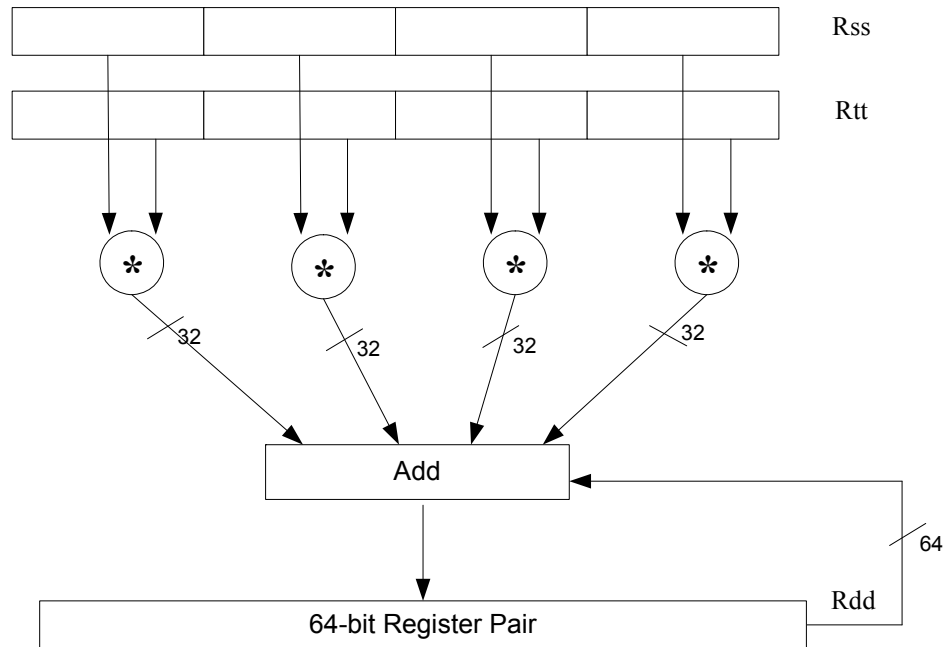


Figure 1-2 Vector instruction example

1.3.4 Floating-point operations

The Hexagon processor includes the following operations on floating-point data:

- Addition and subtraction
- Multiplication (with optional scaling)
- Min/max/compare
- Reciprocal/square root approximation
- Format conversion

1.3.5 Program flow

The Hexagon processor supports zero-overhead hardware loops. For example:

```
loop0(start,#3)      // loop 3 times
start:
  { R0 = mpyi(R0,R0) } :endloop0
```

The loop instructions support nestable loops, with few restrictions on their use.

Software branches use a predicated branch mechanism. Explicit compare instructions generate a predicate bit, which is then tested by conditional branch instructions. For example:

```
P1 = cmp.eq(R2, R3)
if (P1) jump end
```

Jumps and subroutine calls can be conditional or unconditional, and support both PC-relative and register indirect addressing modes. For example:

```
jump end
jumpr R1
call function
callr R2
```

The subroutine call instructions store the return address in register R31. Subroutine returns are performed using a jump indirect instruction through this register. For example:

```
jumpr R31      // subroutine return
```

1.3.6 Instruction packets

Sequences of instructions can be explicitly grouped into packets for parallel execution. For example:

```
{
  R8 = memh(R3++#2)
  R12 = memw(R1++#4)
  R = mpy(R10,R6) :<<1:sat
  R7 = add(R9,#2)
}
```

Brace characters are used to delimit the start and end of an instruction packet.

Packets can be from one to four instructions long. Packets of varying length can be freely mixed in a program.

Packets have various restrictions on the allowable instruction combinations. The primary restriction is determined by the instruction class of the instructions in a packet.

1.3.7 Dot-new instructions

In many cases, a predicate or general register can be both generated and used in the same instruction packet. This feature is expressed in assembly language by appending the suffix “.new” to the specified register. For example:

```
{
P0 = cmp.eq(R2,#4)
if (P0.new) R3 = memw(R4)
if (!P0.new) R5 = #5
}

{
R2 = memh(R4+#8)
memw(R5) = R2.new
}
```

1.3.8 Compound instructions

Certain common operation pairs (add-accumulate, shift-add, deallocframe-return, etc.) can be performed by compound instructions. Using compound instructions reduces code size and improves code performance.

1.3.9 Duplex instructions

A subset of the most common instructions (load, store, branch, ALU) can be packed together in pairs into single 32-bit instructions known as *duplex* instructions. Duplex instructions reduce code size.

1.3.10 Instruction classes

The instructions are assigned to specific instruction classes. Classes are important for two reasons:

- Only certain combinations of instructions can be written in parallel (as shown in [Figure 1-1](#)), and the allowable combinations are specified by instruction class.
- Instruction classes logically correspond with instruction types, so they serve as mnemonics for looking up specific instructions.

Figure 1-3 presents an overview of the instruction classes and how they can be grouped together.

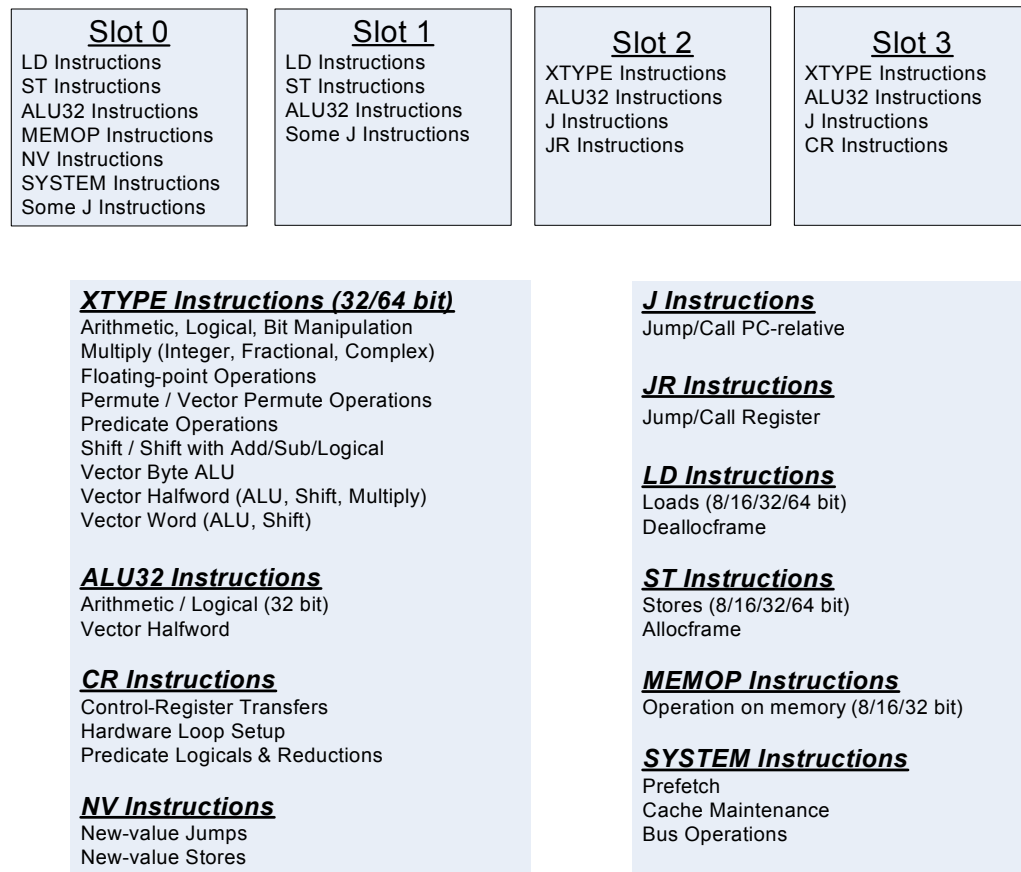


Figure 1-3 Instruction classes and combinations

1.3.11 Instruction intrinsics

To support efficient coding of the time-critical sections of a program (without resorting to assembly language), the C compilers support intrinsics which are used to directly express Hexagon processor instructions from within C code. For example:

```
int main()
{
    long long v1 = 0xFFFF0000FFFF0000;
    long long v2 = 0x0000FFFF0000FFFF;
    long long result;

    // find the minimum for each half-word in 64-bit vector
    result = Q6_P_vminh_PP(v1,v2);
}
```

Intrinsics are defined for most of the Hexagon processor instructions.

1.4 Notation

This section presents the notational conventions used in this document to describe Hexagon processor instructions:

- Instruction syntax
- Register operands
- Numeric operands

NOTE The notation described here does not appear in actual assembly language instructions. It is used only to specify the instruction syntax and behavior.

1.4.1 Instruction syntax

The following notation is used to describe the syntax of instructions:

- Monospaced font is used for instructions
- Square brackets enclose optional items (e.g., `[:sat]`, means that saturation is optional)
- Braces indicate a choice of items (e.g., `{Rs, #s16}`, means that either Rs or a signed 16-bit immediate can be used)

1.4.2 Register operands

The following notation describes register operands in the syntax and behavior of instructions:

$$Rds[.elst]$$

The *ds* field indicates the register operand type and bit size (as defined in [Table 1-1](#)).

Table 1-1 Register symbols

Symbol	Operand Type	Size (in Bits)
d	Destination	32
dd		64
s	First source	32
ss		64
t	Second source	32
tt		64
u	Third source	32
uu		64
x	Source <i>and</i> destination	32
xx		64

Examples of *ds* field (describing instruction syntax):

```
Rd = neg(Rs)           // Rd -> 32-bit dest, Rs 32-bit source
Rd = xor(Rs,Rt)        // Rt -> 32-bit second source
Rx = insert(Rs,Rtt)    // Rx -> both source and dest
```

Examples of *ds* field (describing instruction behavior):

```
Rdd = Rss + Rtt       // Rdd, Rss, Rtt -> 64-bit registers
```


The optional *elst* field (short for “element size and type”) specifies parts of a register when the register is used as a vector. It can specify the following values:

- A signed or unsigned byte, halfword, or word within the register (as defined in Figure 1-4)
- A bit-field within the register (as defined in Table 1-2)

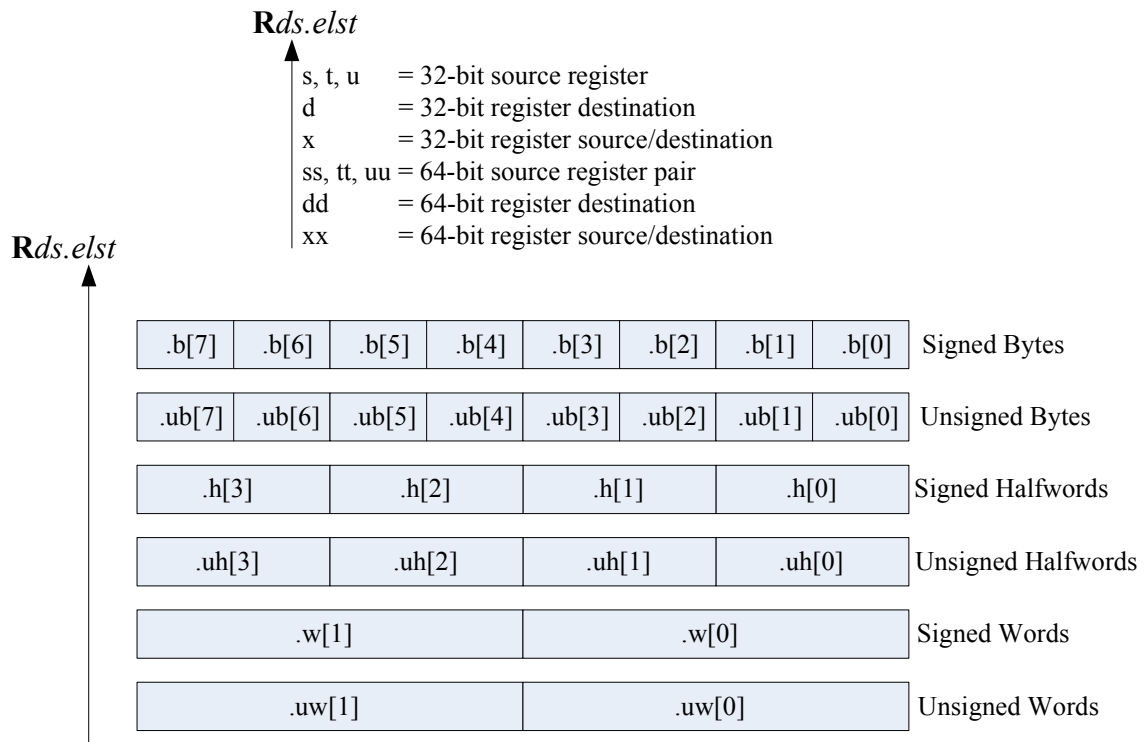


Figure 1-4 Register field symbols

Table 1-2 Register bit field symbols

Symbol	Meaning
.sN	Bits [N-1:0] are treated as a N-bit signed number. For example, R0.s16 means that the least significant 16-bits of R0 are treated as a 16-bit signed number.
.uN	Bits [N-1:0] are treated as a N-bit unsigned number.
.H	The most-significant 16 bits of a 32-bit register.
.L	The least-significant 16 bits of a 32-bit register.

Examples of *elst* field:

```
EA = Rt.h[1]           // .h[1] -> bit field 31:16 in Rt
Pd = (Rss.u64 > Rtt.u64) // .u64 -> unsigned 64-bit value
Rd = mpyu(Rs.L, Rt.H) // .L/.H -> low/high 16-bit fields
```

NOTE The control and predicate registers use the same notation as the general registers, but are written as *Cx* and *Px* (respectively) instead of *Rx*.

1.4.3 Numeric operands

Table 1-3 lists the notation used to describe numeric operands in the syntax and behavior of instructions:

Table 1-3 Instruction operands

Symbol	Meaning	Min	Max
#uN	Unsigned N-bit immediate value	0	2^N-1
#sN	Signed N-bit immediate value	-2^{N-1}	$2^{N-1}-1$
#mN	Signed N-bit immediate value	$-(2^{N-1}-1)$	$2^{N-1}-1$
#uN:S	Unsigned N-bit immediate value representing integral multiples of 2^S in specified range	0	$(2^N-1) \times 2^S$
#sN:S	Signed N-bit immediate value representing integral multiples of 2^S in specified range	$(-2^{N-1}) \times 2^S$	$(2^{N-1}-1) \times 2^S$
#rN:S	Same as #sN:S, but value is offset from PC of current packet	$(-2^{N-1}) \times 2^S$	$(2^{N-1}-1) \times 2^S$
##	Same as #, but associated value (u,s,m,r) is 32 bits	–	–
usat _N	Saturate value to unsigned N-bit number	0	2^N-1
sat _N	Saturate value to signed N-bit number	-2^{N-1}	$2^{N-1}-1$

#uN, #sN, and #mN specify immediate operands in instructions. The # symbol appears in the actual instruction to indicate the immediate operand.

#rN specifies loop and branch destinations in instructions. In this case the # symbol does *not* appear in the actual instruction; instead, the entire #rN symbol (including its :s suffix) is expressed as a loop or branch symbol whose numeric value is determined by the assembler and linker. For example:

```
call my_proc           // instruction example
```

The :s suffix indicates that the s least-significant bits in a value are implied zero bits and therefore not encoded in the instruction. The implied zero bits are called *scale bits*.

For example, #s4:2 denotes a signed immediate operand represented by four bits encoded in the instruction, and two scale bits. The possible values for this operand are -32, -28, -24, -20, -16, -12, -8, -4, 0, 4, 8, 12, 16, 20, 24, and 28.

specifies a 32-bit immediate operand in an instruction (including a loop or branch destination). The ## symbol appears in the actual instruction to indicate the operand.

Examples of operand symbols:

```
Rd = add(Rs, #s16)      // #s16  -> signed 16-bit imm value
Rd = memw(Rs++, #s4:2) // #s4:2  -> scaled signed 4-bit imm value
call #r22:2            // #r22:2 -> scaled 22-bit PC-rel addr value
Rd = ##u32            // ##u32  -> unsigned 32-bit imm value
```

NOTE When an instruction contains more than one immediate operand, the operand symbols are specified in upper and lower case (e.g., #uN and #UN) to indicate where they appear in the instruction encodings

1.5 Terminology

Table 1-4 lists the symbols used in Hexagon processor instruction names to specify the supported data types.

Table 1-4 Data symbols

Size	Symbol	Type
8-bit	B	Byte
8-bit	UB	Unsigned Byte
16-bit	H	Half word
16-bit	UH	Unsigned Half word
32-bit	W	Word
32-bit	UW	Unsigned Word
64-bit	D	Double word

1.6 Technical assistance

For assistance or clarification on information in this document, submit a case to Qualcomm Technologies at <https://support.cdmatech.com>.

If you do not have access to the CDMATech Support website, register for access or send email to support.cdmatech@qti.qualcomm.com.

2 Registers

This chapter describes the Hexagon processor registers:

- General registers
- Control registers

General registers are used for all general-purpose computation including address generation and scalar and vector arithmetic.

Control registers support special-purpose processor features such as hardware loops and predicates.

2.1 General registers

The Hexagon processor has thirty-two 32-bit general-purpose registers (named R0 through R31). These registers are used to store operands in virtually all the instructions:

- Memory addresses for load/store instructions
- Data operands for arithmetic/logic instructions
- Vector operands for vector instructions

For example:

```
R1 = memh(R0)           // Load from address R0
R4 = add(R2,R3)         // Add
R28 = vaddh(R11,R10)    // Vector add halfword
```

Figure 2-1 shows the general registers.

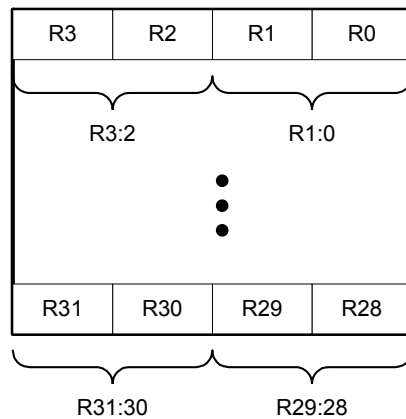


Figure 2-1 General registers

Aliased registers

Three of the general registers – R29 through R31 – are used to support subroutines (Section 7.3.2) and the software stack (Chapter 8). These registers are modified implicitly by the subroutine and stack instructions. They have symbol aliases which are used to indicate when these registers are being accessed as subroutine and stack registers.

For example:

```
SP = add(SP, #-8)      // SP is alias of R29
allocframe             // Modifies SP (R29) and FP (R30)
call init              // Modifies LR (R31)
```

Table 2-1 defines the aliased general registers.

Table 2-1 General register aliases

Register	Alias	Name	Description
R29	SP	Stack pointer	Points to topmost element of stack in memory.
R30	FP	Frame pointer	Points to current procedure frame on stack. Used by external debuggers to examine the stack and determine call sequence, parameters, local variables, etc.
R31	LR	Link register	Stores return address of a subroutine call.

Register pairs

The general registers can be specified as register pairs which represent a single 64-bit register. For example:

```
R1:0 = memd(R3)           // Load doubleword
R7:6 = valignb(R9:8,R7:6, #2) // Vector align
```

NOTE The first register in a register pair must always be odd-numbered, and the second must be the next lower register.

Table 2-2 lists the general register pairs.

Table 2-2 General register pairs

Register	Register Pair
R0	R1:0
R1	
R2	R3:2
R3	
R4	R5:4
R5	
R6	R7:6
R7	
...	
R24	R25:24
R25	
R26	R27:26
R27	
R28	R29:28
R29 (SP)	
R30 (FP)	R31:30 (LR:FP)
R31 (LR)	

2.2 Control registers

The Hexagon processor includes a set of 32-bit control registers which provide access to processor features such as the program counter, hardware loops, and vector predicates.

Unlike general registers, control registers can be used as instruction operands only in the following cases:

- Instructions that require a specific control register as an operand
- Register transfer instructions

For example:

```
R2 = memw(R0++M1) // Auto-increment addressing mode (M1)
R9 = PC           // Get program counter (PC)
LC1 = R3         // Set hardware loop count (LC1)
```

NOTE When a control register is used in a register transfer, the other operand must be a general register.

Figure 2-2 shows the control registers.

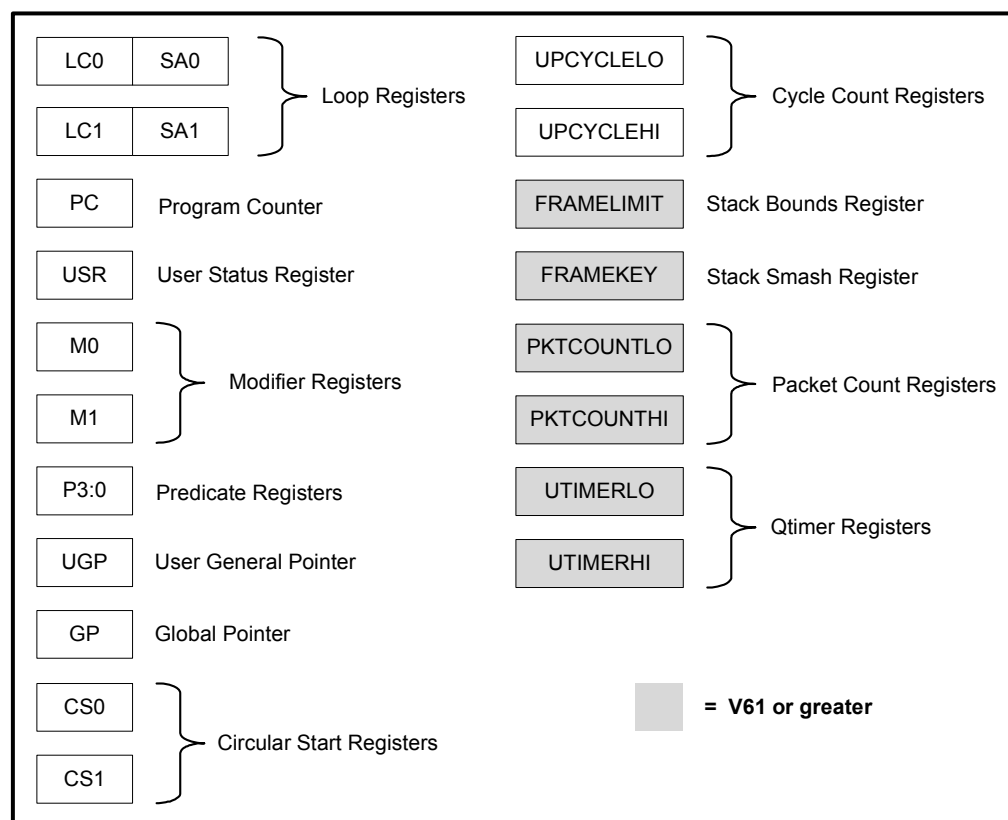


Figure 2-2 Control registers

Aliased registers

The control registers have numeric aliases (C0 through C31).

Table 2-3 lists the aliased control registers.

Table 2-3 Aliased control registers

Register	Alias	Name
SA0	C0	Loop start address register 0
LC0	C1	Loop count register 0
SA1	C2	Loop start address register 1
LC1	C3	Loop count register 1
P3:0	C4	Predicate registers 3:0
reserved	C5	–
M0	C6	Modifier register 0
M1	C7	Modifier register 1
USR	C8	User status register
PC	C9	Program counter
UGP	C10	User general pointer
GP	C11	Global pointer
CS0	C12	Circular start register 0
CS1	C13	Circular start register 1
UPCYCLELO	C14	Cycle count register (low)
UPCYCLEHI	C15	Cycle count register (high)
UPCYCLE	C15:14	Cycle count register
FRAMELIMIT	C16	Frame limit register
FRAMEKEY	C17	Frame key register
PKTCOUNTLO	C18	Packet count register (low)
PKTCOUNTHI	C19	Packet count register (high)
PKTCOUNT	C19:18	Packet count register
reserved	C20-29	–
UTIMERLO	C30	Qtimer register (low)
UTIMERHI	C31	Qtimer register (high)
UTIMER	C31:30	Qtimer register

NOTE The control register numbers (0-31) are used to specify the control registers in instruction encodings (Chapter 10).

Register pairs

The control registers can be specified as register pairs which represent a single 64-bit register. Control registers specified as pairs must use their numeric aliases. For example:

```
C1:0 = R5:4    // C1:0 specifies the LC0/SA0 register pair
```

NOTE The first register in a control register pair must always be odd-numbered, and the second must be the next lower register.

Table 2-4 lists the control register pairs.

Table 2-4 Control register pairs

Register	Register Pair
C0	C1:0
C1	
C2	C3:2
C3	
C4	C5:4
C5	
C6	C7:6
C7	
...	
C30	C31:30
C31	

2.2.1 Program counter

The Program Counter (PC) register points to the next instruction packet to execute (Section 3.3). It is modified implicitly by instruction execution, but can be read directly. For example:

```
R7 = PC    // Get program counter
```

NOTE The PC register is read-only: writing to it has no effect.

2.2.2 Loop registers

The Hexagon processor includes two sets of loop registers to support nested hardware loops (Section 7.2). Each hardware loop is implemented with a pair of registers containing the loop count and loop start address. The loop registers are modified implicitly by the `loop` instruction, but can also be accessed directly. For example:

```
loop0(start, R4) // Modifies LC0 and SA0 (LC0=R4, SA0=&start)
LC1 = R22       // Set loop1 count
R9 = SA1        // Get loop1 start address
```

Table 2-5 defines the loop registers.

Table 2-5 Loop registers

Register	Name	Description
LC0, LC1	Loop count	Number of loop iterations to execute.
SA0, SA1	Loop start address	Address of first instruction in loop.

2.2.3 User status register

The user status register (USR) stores processor status and control bits that are accessible by user programs. The status bits contain the status results of certain instructions, while the control bits contain user-settable processor modes for hardware prefetching. For example:

```
R9:8 = vaddw(R9:8, R3:2):sat // Vector add words
R6 = USR                     // Get saturation status
```

USR stores the following status and control values:

- Cache prefetch enable (Section 5.10.6)
- Cache prefetch status (Section 5.10.6)
- Floating point modes (Section 4.3.4)
- Floating point status (Section 4.3.4)
- Hardware loop configuration (Section 7.2)
- Sticky saturation overflow (Section 4.2.2)

NOTE A user control register transfer to USR cannot be grouped in an instruction packet with a floating point instruction (Section 4.3.4).

Whenever a transfer to USR changes the Enable trap bits [29:25], an `isync` instruction (Section 5.11) must be executed before the new exception programming can take effect.

Table 2-6 defines the user status register.

Table 2-6 User status register

Name	R/W	Bits	Field	Description
USR		32		User Status Register
	R	31	PFA	L2 Prefetch Active. 1: I2fetch instruction in progress 0: I2fetch finished (or inactive) Set when non-blocking I2fetch instruction is prefetching requested data. Remains set until I2fetch prefetch operation is completed (or not active).
	R	30	reserved	Return 0 if read. Reserved for future expansion. To remain compatible with future processor versions, software should always write this field with the same value read from the field.
	R/W	29	FPINEE	Enable trap on IEEE Inexact.
	R/W	28	FPUNFE	Enable trap on IEEE Underflow.
	R/W	27	FPOVFE	Enable trap on IEEE Overflow.
	R/W	26	FPDBZE	Enable trap on IEEE Divide-By-Zero.
	R/W	25	FPINVE	Enable trap on IEEE Invalid.
	R	24	reserved	Reserved
	R/W	23:22	FPRND	Rounding Mode for Floating-Point Instructions. 00: Round to nearest, ties to even (default) 01: Toward zero 10: Downward (toward negative infinity) 11: Upward (toward positive infinity)
	R	21:20	reserved	Return 0 if read. Reserved for future expansion. To remain compatible with future processor versions, software should always write this field with the same value read from the field.
	R	19:18	reserved	Reserved
	R	17	reserved	Return 0 if read. Reserved for future expansion. To remain compatible with future processor versions, software should always write this field with the same value read from the field.
	R/W	16:15	HFI	L1 Instruction Prefetch. 00: Disable 01: Enable (1 line) 10: Enable (2 lines)

Table 2-6 User status register (Continued)

Name	R/W	Bits	Field	Description
	R/W	14:13	HFD	L1 Data Cache Prefetch. Four levels are defined from disabled to Aggressive. It is implementation-defined how these levels should be interpreted. 00: Disable 01: Conservative 10: Moderate 11: Aggressive
	R/W	12	PCMME	Enable packet counting in Monitor mode.
	R/W	11	PCGME	Enable packet counting in Guest mode.
	R/W	10	PCUME	Enable packet counting in User mode.
	R/W	9:8	LPCFGE	Hardware Loop Configuration. Number of loop iterations (0-3) remaining before pipeline predicate should be set.
	R	7:6	reserved	Return 0 if read. Reserved for future expansion. To remain compatible with future processor versions, software should always write this field with the same value read from the field.
	R/W	5	FPINPF	Floating-point IEEE Inexact Sticky Flag.
	R/W	4	FPUNFF	Floating-point IEEE Underflow Sticky Flag.
	R/W	3	FPOVFF	Floating-point IEEE Overflow Sticky Flag.
	R/W	2	FPDBZF	Floating-point IEEE Divide-By-Zero Sticky Flag.
	R/W	1	FPINVF	Floating-point IEEE Invalid Sticky Flag.
	R/W	0	OVF	Sticky Saturation Overflow. 1: Saturation occurred 0: No saturation Set when saturation occurs while executing instruction that specifies optional saturation. Remains set until explicitly cleared by a <code>USR = Rs</code> instruction.

2.2.4 Modifier registers

The modifier registers (M0-M1) are used in the following addressing modes:

- Indirect auto-increment register addressing
- Circular addressing
- Bit-reversed addressing

Indirect auto-increment

In indirect auto-increment register addressing ([Section 5.8.9](#)) the modifier registers store a signed 32-bit value which specifies the increment (or decrement) value. For example:

```
M1 = R0           // Set modifier register
R3 = memw(R2++M1) // Load word
```

[Table 2-7](#) defines the modifier registers as used in auto-increment register addressing.

Table 2-7 Modifier registers (indirect auto-increment addressing)

Register	Name	Description
M0, M1	Increment	Signed auto-increment value.

Circular

In circular addressing ([Section 5.8.10](#)) the modifier registers store the circular buffer length and related “K” and “I” values. For example:

```
M0 = R7           // Set modifier register
R0 = memb(R2++#4:circ(M0)) // Load from circ buffer pointed
                             // to by R2 with size/K vals in M0

R0 = memb(R7++I:circ(M1)) // Load from circ buffer pointed
                             // to by R7 with size/K/I vals in M1
```

[Table 2-8](#) defines the modifier registers as used in circular addressing.

Table 2-8 Modifier registers (circular addressing)

Name	R/W	Bits	Field	Description
M0, M1		32		Circular buffer specifier.
	R/W	31:28	I[10:7]	I value (MSB - see Section 5.8.11)
	R/W	27:24	K	K value (Section 5.8.10)
	R/W	23:17	I[6:0]	I value (LSB)
	R/W	16:0	Length	Circular buffer length

Bit-reversed

In bit-reversed addressing ([Section 5.8.12](#)) the modifier registers store a signed 32-bit value which specifies the increment (or decrement) value. For example:

```
M1 = R7           // Set modifier register
R2 = memub(R0++M1:brev) // The address is (R0.H | bitrev(R0.L))
                        // The original R0 (not reversed) is added
                        // to M1 and written back to R0
```

[Table 2-9](#) defines the modifier registers as used in bit-reversed addressing.

Table 2-9 Modifier registers (bit-reversed addressing)

Register	Name	Description
M0, M1	Increment	Signed auto-increment value.

2.2.5 Predicate registers

The predicate registers (P0-P3) store the status results of the scalar and vector compare instructions ([Chapter 6](#)). For example:

```
P1 = cmp.eq(R2, R3) // Scalar compare
if (P1) jump end   // Jump to address (conditional)
R8 = P1            // Get compare status (P1 only)
P3:0 = R4         // Set compare status (P0-P3)
```

The four predicate registers can be specified as a register quadruple (P3 : 0) which represents a single 32-bit register.

NOTE Unlike the other control registers, the predicate registers are only 8 bits wide because vector compares return a maximum of 8 status results.

[Table 2-10](#) defines the predicate registers.

Table 2-10 Predicate registers

Register	Bits	Description
P0, P1, P2, P3	8	Compare status results.
P3 : 0	32	Compare status results.
	31:24	P3 register
	23:16	P2 register
	15:8	P1 register
	7:0	P0 register

2.2.6 Circular start registers

The circular start registers (CS0 - CS1) store the start address of a circular buffer in circular addressing ([Section 5.8.10](#)). For example:

```
CS0 = R5           // Set circ start register
M0 = R7           // Set modifier register
R0 = memb(R2++#4:circ(M0)) // Load from circ buffer pointed
                        // to by CS0 with size/K vals in M0
```

[Table 2-11](#) defines the circular start registers.

Table 2-11 Circular start registers

Register	Name	Description
CS0, CS1	Circular Start	Circular buffer start address.

2.2.7 User general pointer register

The user general pointer (UGP) register is a general-purpose control register. For example:

```
R9 = UGP          // Get UGP
UGP = R3          // Set UGP
```

NOTE UGP is typically used to store the address of thread local storage.

[Table 2-12](#) defines the user general pointer register.

Table 2-12 User general pointer register

Register	Name	Description
UGP	User General Pointer	General-purpose control register.

2.2.8 Global pointer

The Global Pointer (GP) is used in GP-relative addressing. For example:

```
GP = R7           // Set GP
R2 = memw(GP+#200) // GP-relative load
```

[Table 2-13](#) defines the global pointer register.

Table 2-13 Global pointer register

Name	R/W	Bits	Field	Description
GP		32		Global Pointer Register
	R/W	31:7	GDP	Global Data Pointer (Section 5.8.4).
	R	6:0	reserved	Return 0 if read. Reserved for future expansion. To remain forward-compatible with future processor versions, software should always write this field with the same value read from the field.

2.2.9 Cycle count registers

The cycle count registers (UPCYCLELO - UPCYCLEHI) store a 64-bit value containing the current number of processor cycles executed since the Hexagon processor was last reset. For example:

```
R5 = UPCYCLEHI    // Get cycle count (high)
R4 = UPCYCLELO    // Get cycle count (low)
R5:4 = UPCYCLE    // Get cycle count
```

NOTE The RTOS must grant permission to access these registers. Without this permission, reading these registers from user code always returns zero.

Table 2-14 defines the cycle count registers.

Table 2-14 Cycle count registers

Register	Name	Description
UPCYCLELO	Cycle count (low)	Processor cycle count (low 32 bits)
UPCYCLEHI	Cycle count (high)	Processor cycle count (high 32 bits)
UPCYCLE	Cycle count	Processor cycle count (64 bits)

2.2.10 Frame limit register

The frame limit register (FRAMELIMIT) stores the low address of the memory area reserved for the software stack (Section 8.3.1). For example:

```
R9 = FRAMELIMIT    // Get frame limit register
FRAMELIMIT = R3    // Set frame limit register
```

Table 2-15 defines the frame limit register.

Table 2-15 Frame limit register

Register	Name	Description
FRAMELIMIT	Frame Limit	Low address of software stack area.

2.2.11 Frame key register

The frame key register (FRAMEKEY) stores the key value that is used to XOR-scramble return addresses when they are stored on the software stack (Section 8.3.2). For example:

```
R2 = FRAMEKEY      // Get frame key register
FRAMEKEY = R1      // Set frame key register
```

Table 2-16 defines the frame key register.

Table 2-16 Frame key register

Register	Name	Description
FRAMEKEY	Frame Key	Key used to scramble return addresses stored on software stack.

2.2.12 Packet count registers

The packet count registers (PKTCOUNTLO - PKTCOUNTHI) store a 64-bit value containing the current number of instruction packets executed since a PKTCOUNT register was last written to. For example:

```
R9 = PKTCOUNTHI    // Get packet count (high)
R8 = PKTCOUNTLO    // Get packet count (low)
R9:8 = PKTCOUNT    // Get packet count
```

Packet counting can be configured to operate only in specific sets of processor modes (e.g., User mode only, or Guest and Monitor modes only). The configuration for each mode is controlled by bits [12:10] in the user status register (Section 2.2.3).

Packets with exceptions are not counted as committed packets.

NOTE Each hardware thread has its own set of packet count registers.

The RTOS must grant permission to access these registers. Without this permission, reading these registers from user code always returns zero.

When a value is written to a PKTCOUNT register, the 64-bit packet count value is incremented before the value is stored in the register.

Table 2-17 defines the packet count registers.

Table 2-17 Packet count registers

Register	Name	Description
PKTCOUNTLO	Packet count (low)	Processor packet count (low 32 bits)
PKTCOUNTHI	Packet count (high)	Processor packet count (high 32 bits)
PKTCOUNT	Cycle count	Processor packet count (64 bits)

2.2.13 Qtimer registers

The Qtimer registers (UTIMERLO - UTIMERHI) provide access to the Qtimer global reference count value. They enable Hexagon software to read the 64-bit time value without having to perform an expensive AHB load. For example:

```
R5 = UTIMERHI    // Get Qtimer reference count (high)
R4 = UTIMERLO    // Get Qtimer reference count (low)
R5:4 = UTIMER    // Get Qtimer reference count
```

These registers are read-only – they are automatically updated by hardware to always contain the current Qtimer value.

NOTE The RTOS must grant permission to access these registers. Without this permission, reading these registers from user code always returns zero.

[Table 2-18](#) defines the packet count registers.

Table 2-18 Qtimer registers

Register	Name	Description
UTIMERLO	Qtimer (low)	Qtimer global reference count (low 32 bits)
UTIMERHI	Qtimer (high)	Qtimer global reference count (high 32 bits)
UTIMER	Qtimer	Qtimer global reference count (64 bits)

3 Instructions

This chapter covers the following topics:

- Instruction syntax
- Instruction classes
- Instruction packets
- Instruction intrinsics
- Compound instructions
- Duplex instructions

The instruction encoding is described in [Chapter 10](#).

For detailed descriptions of the Hexagon processor instructions see [Chapter 11](#).

3.1 Instruction syntax

Most Hexagon processor instructions have the following syntax:

```
dest = instr_name(source1, source2, ...) [:option1] [:option2] ...
```

The item specified on the left-hand side (LHS) of the equation is assigned the value specified by the right-hand side (RHS). For example:

```
R2 = add(R3,R1) // Add R3 and R1, assign result to R2
```

[Table 3-1](#) lists symbols commonly used in Hexagon processor instructions.

Table 3-1 Instruction symbols

Symbol	Example	Meaning
=	R2 = R3	Assignment of RHS to LHS
#	R1 = #1	Immediate value
0x	0xBABE	Hexadecimal number prefix
memXX	R2 = memub(R3)	Memory access XX specifies access size and type

Table 3-1 Instruction symbols (Continued)

Symbol	Example	Meaning
;	R2 = R3; R4 = R5;	Instruction delimiter, or end of instruction
{ ... }	{R2 = R3; R5 = R6}	Instruction packet delimiter
(...)	R2 = memw(R0 + #100)	Source list delimiter
:endloopX	:endloop0	Loop end X specifies loop instruction (0 or 1)
:t	if (P0.new) jump:t target	Direction hint (jump taken)
:nt	if (!P1.new) jump:nt target	Direction hint (jump not taken)
:sat	R2 = add(R1,R2):sat	Saturate result
:rnd	R2 = mpy(R1.H,R2.H):rnd	Round result
:carry	R5:4=add(R1:0,R3:2,P1):carry	Predicate used as carry input and output
:<<16	R2 = add(R1.L,R2.L):<<16	Shift result left by halfword
:mem_noshuf	{memw(R5) = R2; R3 = memh(R6)}:mem_noshuf	Inhibit load/store reordering (Section 5.5)

3.2 Instruction classes

The Hexagon processor instructions are assigned to specific *instruction classes*. Classes determine what combinations of instructions can be written in parallel ([Section 3.3](#)).

Instruction classes logically correspond with instruction types. For instance, the ALU32 class contains ALU instructions which operate on 32-bit operands.

[Table 3-2](#) lists the instruction classes and subclasses.

Table 3-2 Instruction classes

Class	Subclass	Description	Section
XTYPE	–	Various operations	Section 11.10
	ALU	64-bit ALU operations	Section 11.10.1
	Bit	Bit operations	Section 11.10.2
	Complex	Complex math (using real and imaginary numbers)	Section 11.10.3
	Floating point	Floating point operations	Section 11.10.4
	Multiply	Multiply operations	Section 11.10.5
	Permute	Vector permute and format conversion (pack, splat, swizzle)	Section 11.10.6
	Predicate	Predicate operations	Section 11.10.7
	Shift	Shift operations (with optional ALU operations)	Section 11.10.8
ALU32	–	32-bit ALU operations	Section 11.1
	ALU	Arithmetic and logical	Section 11.1.1
	Permute	Permute	Section 11.1.2
	Predicate	Predicate operations	Section 11.1.3
CR	–	Control register access, loops	Section 11.2
JR	–	Jumps (register indirect addressing mode)	Section 11.3
J	–	Jumps (PC-relative addressing mode)	Section 11.4
LD	–	Memory load operations	Section 11.5
MEMOP	–	Memory operations	Section 11.6
NV	–	New-value operations	Section 11.7
	Jump	New-value jumps	Section 11.7.1
	Store	New-value stores	Section 11.7.2
ST	–	Memory store operations; alloc stack frame	Section 11.8
SYSTEM	–	Operating system access	Section 11.9
	USER	Application-level access	Section 11.9.3

3.3 Instruction packets

Instructions can be grouped together to form packets of independent instructions which are executed together in parallel. The packets can contain 1, 2, 3, or 4 instructions.

Instruction packets must be explicitly specified in software. They are expressed in assembly language by enclosing groups of instructions in curly braces. For example:

```
{ R0 = R1; R2 = R3 }
```

Various rules and restrictions exist on what types of instructions can be grouped together, and in what order they can appear in the packet. In particular, packet formation is subject to the following constraints:

- *Resource constraints* determine how many instructions of a specific type can appear in a packet. The Hexagon processor has a fixed number of execution units: each instruction is executed on a particular type of unit, and each unit can process at most one instruction at a time. Thus, for example, because the Hexagon processor contains only two load units, an instruction packet with three load instructions is invalid. The resource constraints are described in [Section 3.3.3](#)
- *Grouping constraints* are a small set of rules that apply above and beyond the resource constraints. These rules are described in [Section 3.3.4](#).
- *Dependency constraints* ensure that no write-after-write hazards exist in a packet. These rules are described in [Section 3.3.5](#).
- *Ordering constraints* dictate the ordering of instructions within a packet. These rules are described in [Section 3.3.6](#).
- *Alignment constraints* dictate the placement of packets in memory. These rules are described in [Section 3.3.7](#).

NOTE Individual instructions (which are not explicitly grouped in packets) are executed by the Hexagon processor as packets containing a single instruction.

3.3.1 Packet execution semantics

Packets are defined to have *parallel execution semantics*. Specifically, the execution behavior of a packet is defined as follows:

- First, all instructions in the packet read their source registers in parallel.
- Next, all instructions in the packet execute.
- Finally, all instructions in the packet write their destination registers in parallel.

For example, consider the following packet:

```
{ R2 = R3; R3 = R2; }
```

In the first phase, registers R3 and R2 are read from the register file. Then, after execution, R2 is written with the old value of R3 and R3 is written with the old value of R2. In effect, the result of this packet is that the values of R2 and R3 are swapped.

NOTE Dual stores ([Section 5.4](#)), dual jumps ([Section 7.7](#)), new-value stores ([Section 5.6](#)), new-value compare jumps ([Section 7.5.1](#)), and dot-new predicates ([Section 6.1.4](#)) have non-parallel execution semantics.

3.3.2 Sequencing semantics

Packets of any length can be freely mixed in code. A packet is considered an atomic unit: in essence, a single large “instruction”. From the program perspective a packet either executes to completion or not at all; it never executes only partially. For example, if a packet causes a memory exception, the exception point is established before the packet.

A packet containing multiple load/store instructions may require service from the external system. For instance, consider the case of a packet which performs two load operations that both miss in the cache. The packet requires the data to be supplied by the memory system:

- From the memory system perspective the two resulting load requests are processed serially.
- From the program perspective, however, both load operations must complete before the packet can complete.

Thus, the packet is atomic from the program perspective.

Packets have a single PC address which is the address of the start of the packet. Branches cannot be performed into the middle of a packet.

Architecturally, packets execute to completion – including updating all registers and memory – before the next packet begins. As a result, application programs are not exposed to any pipeline artifacts.

3.3.3 Resource constraints

A packet cannot use more hardware resources than are physically available on the processor. For instance, because the Hexagon processor has only two load units, a packet with three load instructions is invalid. The behavior of such a packet is undefined. The assembler automatically rejects packets that oversubscribe the hardware resources.

The processor supports up to four parallel instructions. The instructions are executed in four parallel pipelines which are referred to as *slots*. The four slots are named Slot 0, Slot 1, Slot 2, and Slot 3. (For more information see [Section 1.2.](#))

NOTE `endloopN` instructions ([Section 7.2.2](#)) do not use any slots.

Each instruction belongs to a specific *instruction class* ([Section 3.2](#)). For example, jumps belong to instruction class J, while loads belong to instruction class LD. An instruction's class determines which slot it can execute in.

[Figure 3-1](#) shows which instruction classes can be assigned to each of the four slots.

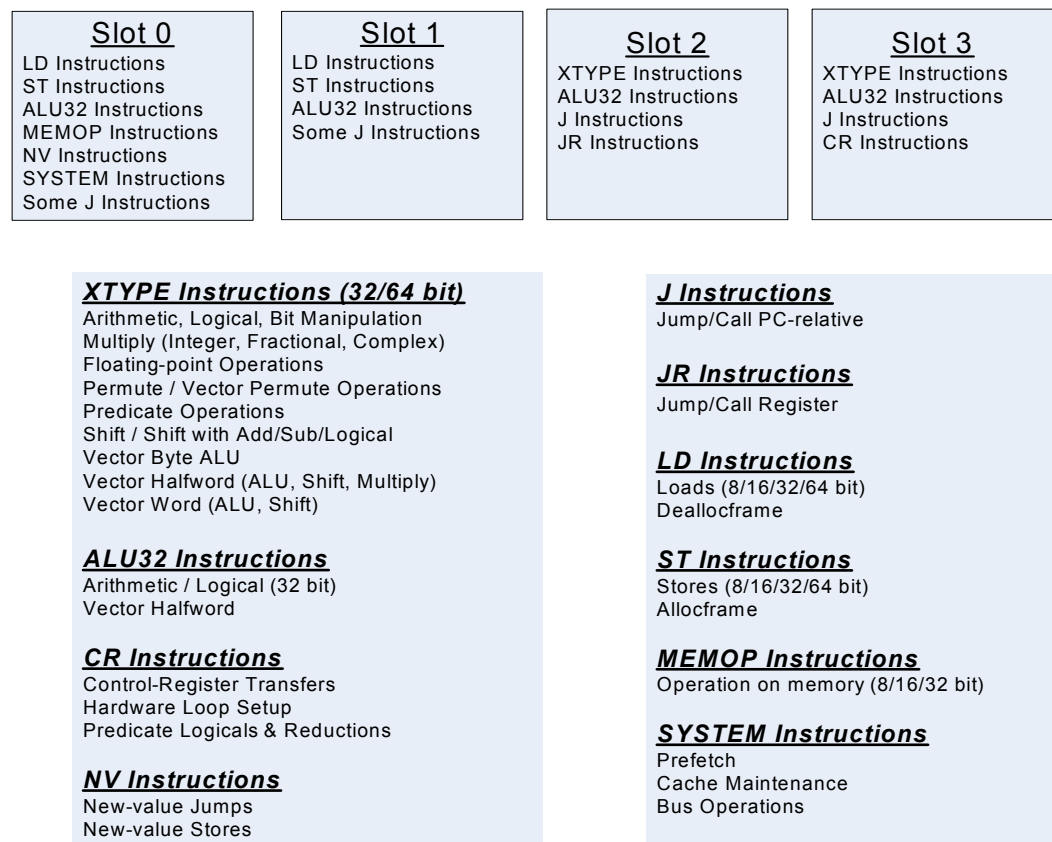


Figure 3-1 Packet grouping combinations

3.3.4 Grouping constraints

A small number of restrictions determines what constitutes a valid packet. The assembler ensures that all packets follow valid grouping rules. If a packet is executed which violates a grouping rule, the behavior is undefined. The following rules must be followed:

- Dot-new conditional instructions ([Section 6.1.4](#)) must be grouped in a packet with an instruction that generates dot-new predicates.
- ST-class instructions can be placed in Slot 1. In this case Slot 0 normally must contain a second ST-class instruction ([Section 5.4](#)).
- J-class instructions can be placed in Slots 2 or 3. However, only certain combinations of program flow instructions (J or JR) can be grouped together in a packet ([Section 7.7](#)). Otherwise, at most one program flow instruction is allowed in a packet. Some Jump and Compare-Jump instructions can execute on slots 0 or 1, excluding calls, such as the following:
 - Instructions of the form “Pd=cmp.xx(); if(Pd.new)jump:hint <target>”
 - Instructions of the form “If(Pd[.new]) jump[:hint] <target>”
 - The “jump<target>” instruction
- JR-class instructions can be placed in Slot 2. However, when encoded in a duplex `jumpr R31` can be placed in Slot 0 ([Section 10.3](#)).
- Restrictions exist which limit the instructions that can appear in a packet at the setup or end of a hardware loop ([Section 7.2.4](#)).
- A user control register transfer to the control register `USR` cannot be grouped with a floating point instruction ([Section 2.2.3](#)).
- The SYSTEM-class instructions include prefetch, cache operations, bus operations, load locked, and store conditional instructions ([Section 5.10](#)). These instructions have the following grouping rules:
 - `brkpt`, `trap`, `pause`, `icinva`, `isync`, and `syncht` are *solo instructions*. They must not be grouped with other instructions in a packet.
 - `memw_locked`, `memd_locked`, `l2fetch`, and `trace` must execute on Slot 0. They must be grouped only with ALU32 or (non-FP) XTYPE instructions.
 - `dccleana`, `dcinva`, `dccleaninva`, and `dczeroa` must execute on Slot 0. Slot 1 must be empty or an ALU32 instruction.

3.3.5 Dependency constraints

Instructions in a packet cannot write to the same destination register. The assembler automatically flags such packets as invalid. If the processor executes a packet with two writes to the same general register, an error exception is raised.

If the processor executes a packet which performs multiple writes to the same predicate or control register, the behavior is undefined. Three special cases exist for this rule:

- Conditional writes are allowed to target the same destination register only if at most one of the writes is actually performed ([Section 6.1.5](#)).
- The overflow flag in the status register has defined behavior when multiple instructions write to it ([Section 2.2.3](#)). Note that instructions that write to the entire user status register (for example, `USR=R2`) are not allowed to be grouped in a packet with any instruction that writes to a bit in the user status register.
- Multiple compare instructions are allowed to target the same predicate register in order to perform a logical AND of the results ([Section 6.1.3](#)).

3.3.6 Ordering constraints

In assembly code, instructions can appear in a packet in any order (with the exception of dual jumps – [Section 7.7](#)). The assembler automatically encodes instructions in the packet in the proper order.

In the binary encoding of a packet, the instructions must be ordered from Slot 3 down to Slot 0. If the packet contains less than four instructions, any unused slot is skipped – a NOP is unnecessary as the hardware handles the proper spacing of the instructions.

In memory, instructions in a packet must appear in strictly decreasing slot order. Additionally, if an instruction can go in a higher-numbered slot, and that slot is empty, then it must be moved into the higher-numbered slot.

For example, if a packet contains three instructions and Slot 1 is not used, the instructions should be encoded in the packet as follows:

- Slot 3 instruction at lowest address
- Slot 2 instruction follows Slot 3 instruction
- Slot 0 instructions at the last (highest) address

If a packet contains a single load or store instruction, that instruction must go in Slot 0, which is the highest address. As an example, a packet containing both LD and ALU32 instructions must be ordered so the LD is in Slot 0 and the ALU32 in another slot.

3.3.7 Alignment constraints

Packets have the following constraints on their placement or alignment in memory:

- Packets must be word-aligned (32-bit). If the processor executes an improperly aligned packet, it will raise an error exception ([Section 7.10](#)).
- Packets should not wrap the 4GB address space. If address wraparound occurs, the processor behavior is undefined.

No other core-based restrictions exist for code placement or alignment.

If the processor branches to a packet which crosses a 16-byte address boundary, the resulting instruction fetch will stall for one cycle. Packets that are jump targets or loop body entries can be explicitly aligned to ensure this does not occur ([Section 9.5.2](#)).

3.4 Instruction intrinsics

To support efficient coding of the time-critical sections of a program (without resorting to assembly language), the C compilers support intrinsics which are used to directly express Hexagon processor instructions from within C code.

The following example shows how an instruction intrinsic is used to express the XTYPE instruction “`Rdd = vminh(Rtt,Rss)`”:

```
#include <hexagon_protos.h>

int main()
{
    long long v1 = 0xFFFF0000FFFF0000LL;
    long long v2 = 0x0000FFFF0000FFFFLL;
    long long result;

    // find the minimum for each half-word in 64-bit vector
    result = Q6_P_vminh_PP(v1,v2);
}
```

Intrinsics are provided for instructions in the following classes:

- ALU32
- XTYPE
- CR (predicate operations only)
- SYSTEM (`dcfetch` only)

For more information on intrinsics see [Chapter 11](#).

3.5 Compound instructions

The Hexagon processor supports *compound instructions*, which encode pairs of commonly-used operations in a single instruction. For example, each of the following is a single compound instruction:

```

dealloc_return           // deallocate frame and return
R2 &= and(R1, R0)        // and and and
R7 = add(R4, sub(#15, R3)) // subtract and add
R3 = sub(#20, asl(R3, #16)) // shift and subtract
R5 = add(R2, mpyi(#8, R4)) // multiply and add
{
    P0 = cmp.eq (R2, R5) // compare and jump
    if (P0.new) jump:nt target
}
{
    R2 = #15 // register transfer and jump
    jump target
}

```

Using compound instructions reduces code size and improves code performance.

NOTE Compound instructions (with the exception of X-and-jump, as shown above) have distinct assembly syntax from the instructions they are composed of.

3.6 Duplex instructions

To reduce code size the Hexagon processor supports *duplex instructions*, which encode pairs of commonly-used instructions in a 32-bit instruction container.

Unlike compound instructions ([Section 3.5](#)), duplex instructions do not have distinctive syntax – in assembly code they appear identical to the instructions they are composed of. The assembler is responsible for recognizing when a pair of instructions can be encoded as a single duplex rather than a pair of regular instruction words.

In order to fit two instructions into a single 32-bit word, duplexes are limited to a subset of the most common instructions (load, store, branch, ALU), and the most common register operands.

For more information on duplexes, see [Section 10.2](#) and [Section 10.3](#).

4 Data Processing

The Hexagon processor provides a rich set of operations for processing scalar and vector data.

This chapter presents an overview of the operations provided by the following Hexagon processor instruction classes:

- XTYPE – General-purpose data operations
- ALU32 – Arithmetic/logical operations on 32-bit data

NOTE For detailed descriptions of these instruction classes see [Chapter 11](#).

4.1 Data types

The Hexagon processor provides operations for processing the following data types:

- Fixed-point data
- Floating-point data
- Complex data
- Vector data

4.1.1 Fixed-point data

The Hexagon processor provides operations to process 8-, 16-, 32-, or 64-bit fixed-point data. The data can be either integer or fractional, and in signed or unsigned format.

4.1.2 Floating-point data

The Hexagon processor provides operations to process 32-bit floating-point numbers. The numbers are stored in IEEE single-precision floating-point format.

Per the IEEE standard, certain floating-point values are defined to represent positive or negative infinity, as well as Not-a-Number (NaN), which represents values that have no mathematical meaning.

Floating-point numbers can be held in a general register.

4.1.3 Complex data

The Hexagon processor provides operations to process 32- or 64-bit complex data.

Complex numbers include a signed real portion and a signed imaginary portion. Given two complex numbers $(a+bi)$ and $(c+di)$, the complex multiply operations computes both the real portion $(ac-bd)$ and the imaginary portion $(ad+bc)$ in a single instruction.

Complex numbers can be packed in a general register or register pair. When packed, the imaginary portion occupies the most-significant portion of the register or register pair.

4.1.4 Vector data

The Hexagon processor provides operations to process 64-bit vector data.

Vector data types pack multiple data items – bytes, halfwords, or words – into 64-bit registers. Vector data operations are common in video and image processing.

Eight 8-bit bytes can be packed into a 64-bit register.

Figure 4-1 shows an example of a vector byte operation.

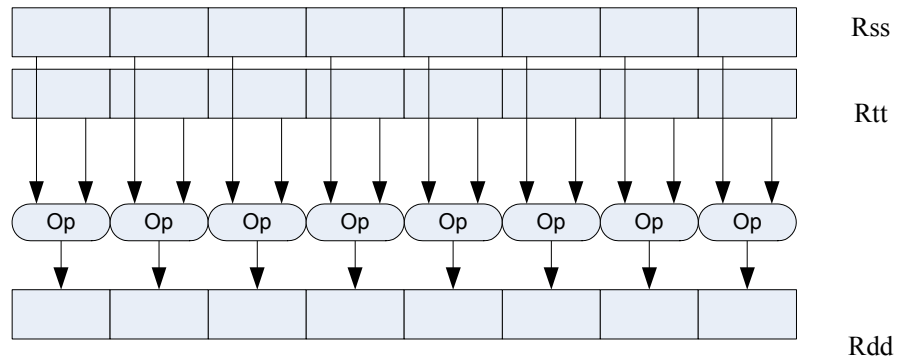


Figure 4-1 Vector byte operation

Four 16-bit halfword values can be packed in a single 64-bit register pair.

Figure 4-2 shows an example of a vector halfword operation.

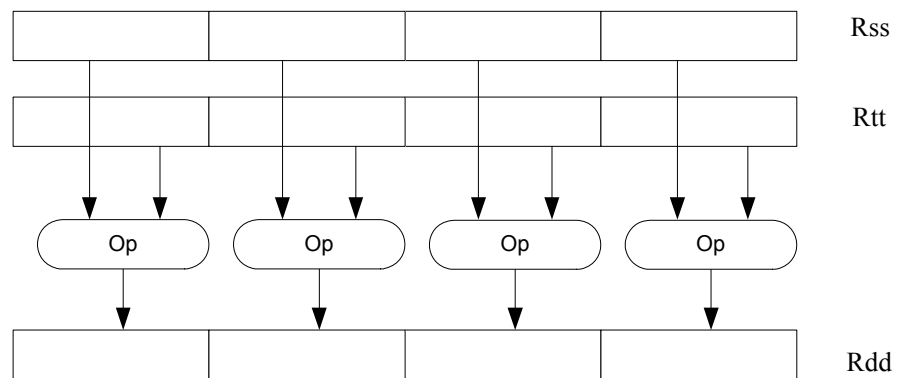


Figure 4-2 Vector halfword operation

Two 32-bit word values can be packed in a single 64-bit register pair.

Figure 4-3 shows an example of a vector word operation.

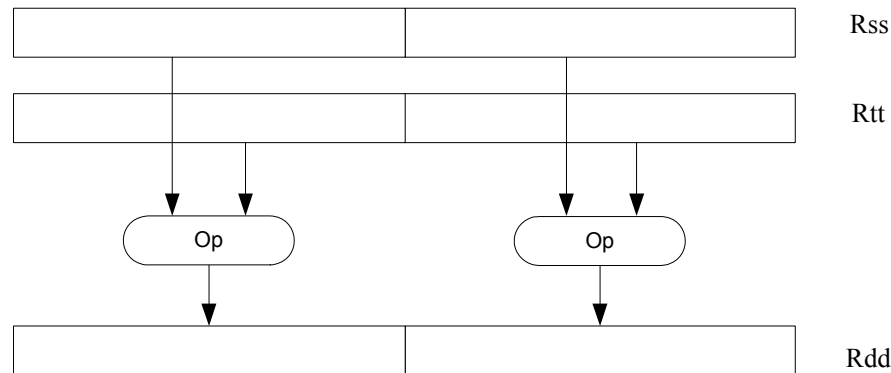


Figure 4-3 Vector word operation

4.2 Instruction options

Some instructions support optional scaling, saturation, and rounding. There are no mode bits controlling these options – instead, they are explicitly specified as part of the instruction name. The options are described in this section.

4.2.1 Fractional scaling

In fractional data format, data is treated as fixed-point fractional values whose range is determined by the word length and radix point position.

Fractional scaling is specified in an instruction by adding the `:<<1` specifier. For example:

```
R3:2 = cmpy(R0,R1):<<1:sat
```

When two fractional numbers are multiplied, the product must be scaled to restore the original fractional data format. The Hexagon processor allows fractional scaling of the product to be specified in the instruction for shifts of 0 and 1. A shift of 1 should be done for Q1.15 numbers, while a shift of 0 should be done for integer multiplication.

4.2.2 Saturation

Certain instructions are available in saturating form. If a saturating arithmetic instruction has a result which is smaller than the minimum value, then the result is set to the minimum value. Similarly, if the operation has a result which is greater than the maximum value, then the result is set to the maximum value.

Saturation is specified in an instruction by adding the `:sat` specifier. For example:

```
R2 = abs(R1):sat
```


The OVF bit in the user status register ([Section 2.2.3](#)) is set whenever a saturating operation saturates to the maximum or minimum value. It remains set until explicitly cleared by a control register transfer to USR. For vector-type saturating operations, if any of the individual elements of the vector saturate, then OVF is set.

4.2.3 Arithmetic rounding

Certain signed multiply instructions support optional arithmetic rounding (also known as biased rounding). The arithmetic rounding operation takes a double precision fractional value and adds 0x8000 to the low 16-bits (least significant 16-bit halfword).

Rounding is specified in an instruction by adding the `:rnd` specifier. For example:

```
R2 = mpy (R1.h, R2.h) :rnd
```

NOTE Arithmetic rounding can accumulate numerical errors, especially when the number to be rounded is exactly 0.5. This happens most frequently when dividing by 2 or averaging.

4.2.4 Convergent rounding

To address the problem of error accumulation in arithmetic rounding ([Section 4.2.3](#)), the Hexagon processor includes four instructions that support positive and negative averaging with a convergent rounding option.

These instructions work as follows:

1. Compute (A+B) or (A-B) for AVG and NAVG respectively.
2. Based on the two least-significant bits of the result, add a rounding constant as follows:
 - If the two LSBs are 00, add 0
 - If the two LSBs are 01, add 0
 - If the two LSBs are 10, add 0
 - If the two LSBs are 11, add 1
3. Shift the result right by one bit.

4.2.5 Scaling for divide and square-root

On the Hexagon processor, floating point divide and square-root operations are implemented in software using library functions. To enable the efficient implementation of these operations, the processor supports special variants of the multiply-accumulate instruction. These are named *scale FMA*.

Scale FMA supports optional scaling of the product generated by the floating-point fused multiply-add instruction.

Scaling is specified in the instruction by adding the `:scale` specifier and a predicate register operand. For example:

```
R3 += sfmtpy(R0, R1, P2) :scale
```

For single precision, the scaling factor is two raised to the power specified by the contents of the predicate register (which is treated as an 8-bit two's complement value). For double precision, the predicate register value is doubled before being used as a power of two.

NOTE Scale FMA instructions should not be used outside of divide and square-root library routines. No guarantee is provided that future versions of the Hexagon processor will implement these instructions using the same semantics. Future versions assume only that compatibility for scale FMA is limited to the needs of divide and square-root library routines.

4.3 XTYPE operations

The XTYPE instruction class includes most of the data-processing operations performed by the Hexagon processor. These operations are categorized by their operation type:

- ALU
- Bit manipulation
- Complex
- Floating point
- Multiply
- Permute
- Predicate
- Shift

4.3.1 ALU

ALU operations modify 8-, 16-, 32-, and 64-bit data. These operations include:

- Add and subtract with and without saturation
- Add and subtract with accumulate
- Absolute value
- Logical operations
- Min, max, negate instructions
- Register transfers of 64-bit data
- Word to doubleword sign extension
- Comparisons

For more information see [Section 11.1.1](#) and [Section 11.10.1](#).

4.3.2 Bit manipulation

Bit manipulation operations modify bit fields in a register or register pair. These operations include:

- Bit field insert
- Bit field signed and unsigned extract
- Count leading and trailing bits
- Compare bit masks
- Set / Clear / Toggle bit
- Test bit operation
- Interleave/deinterleave bits
- Bit reverse
- Split bitfield
- Masked parity and Linear Feedback shift
- Table index formation

For more information see [Section 11.10.2](#).

4.3.3 Complex

Complex operations manipulate complex numbers. These operations include:

- Complex add and subtract
- Complex multiply with optional round and pack
- Vector complex multiply
- Vector complex conjugate
- Vector complex rotate
- Vector reduce complex multiply real or imaginary

For more information see [Section 11.10.3](#).

4.3.4 Floating point

Floating-point operations manipulate single-precision floating point numbers. These operations include:

- Addition and subtraction
- Multiplication (with optional scaling)
- Min/max/compare
- Format conversion

The Hexagon floating-point operations are defined to support the IEEE floating-point standard. However, certain IEEE-required operations – such as divide and square root – are not supported directly. Instead, special instructions are defined to support the implementation of the required operations as library routines. These instructions include:

- A special version of the fused multiply-add instruction (designed specifically for use in library routines)
- Reciprocal/square root approximations (which compute the approximate initial values used in reciprocal and reciprocal-square-root routines)
- Extreme value assistance (which adjusts input values if they cannot produce correct results using convergence algorithms)

For more information see [Section 11.10.4](#).

NOTE The special floating-point instructions are not intended for use directly in user code – they should be used only in the floating point library.

Format conversion

The floating-point conversion instructions `sfmake` and `dfmake` convert an unsigned 10-bit immediate value into the corresponding floating-point value.

The immediate value must be encoded so bits [5:0] contain the significand, and bits [9:6] the exponent. The exponent value is added to the initial exponent value (`bias - 6`).

For example, to generate the single-precision floating point value 2.0, bits [5:0] must be set to 0, and bits [9:6] set to 7. Performing `sfmake` on this immediate value yields the floating point value `0x40000000`, which is 2.0.

NOTE The conversion instructions are designed to handle common floating point values, including most integers and many basic fractions (1/2, 3/4, etc.).

Rounding

The Hexagon user status register ([Section 2.2.3](#)) includes the FPRND field, which is used to specify the IEEE-defined floating-point rounding mode.

Exceptions

The Hexagon user status register (Section 2.2.3) includes five status fields, which work as sticky flags for the five IEEE-defined exception conditions: inexact, overflow, underflow, divide by zero, and invalid. A sticky flag is set when the corresponding exception occurs, and remains set until explicitly cleared.

The user status register also includes five mode fields which are used to specify whether an operating-system trap should be performed if one of the floating-point exceptions occur. For every instruction packet containing a floating-point operation, if a floating-point sticky flag and the corresponding trap-enable bit are both set, then a floating-point trap is generated. After the packet commits, the Hexagon processor then automatically traps to the operating system.

NOTE Non-floating-point instructions never generate a floating-point trap, regardless of the state of the sticky flag and trap-enable bits.

4.3.5 Multiply

Multiply operations support fixed-point multiplication, including both single- and double-precision multiplication, and polynomial multiplication.

Single precision

In single-precision arithmetic a 16-bit value is multiplied by another 16-bit value. These operands can come from the high portion or low portion of any register. Depending on the instruction, the result of the 16×16 operation can optionally be accumulated, saturated, rounded, or shifted left by 0-1 bits.

The instruction set supports operations on signed \times signed, unsigned \times unsigned, and signed \times unsigned data.

[Table 4-1](#) summarizes the options available for 16×16 single precision multiplications. The symbols used in the table are as follows:

- SS – Perform signed \times signed multiply
- UU – Perform unsigned \times unsigned multiply
- SU – Perform signed \times unsigned multiply
- A+ – Result added to accumulator
- A- – Result subtracted from accumulator
- 0 – Result not added to accumulator

Table 4-1 Single-precision multiply options

Multiply	Result	Sign	Accumulate	Sat	Rnd	Scale
16×16	32	SS	A+, A-	Yes	No	0-1
16×16	32	SS	0	Yes	Yes	0-1
16×16	64	SS	A+, A-	No	No	0-1
16×16	64	SS	0	No	Yes	0-1
16×16	32	UU	A+, A-, 0	No	No	0-1
16×16	64	UU	A+, A-, 0	No	No	0-1
16×16	32	SU	A+, 0	Yes	No	0-1

Double precision

Double precision instructions are available for both 32×32 and 32×16 multiplication:

- For 32×32 multiplication the result can be either 64 or 32 bits. The 32-bit result can be either the high or low portion of the 64-bit product.
- For 32×16 multiplication the result is always taken as the upper 32 bits.

The operands can be either signed or unsigned.

[Table 4-2](#) summarizes the options available in double precision multiply.

Table 4-2 Double precision multiply options

Multiply	Result	Sign	Accumulate	Sat	Rnd	Scale
32×32	64	SS, UU	A+, A-, 0	No	No	0
32×32	32 (upper)	SS, UU	0	No	Yes	0
32×32	32 (low)	SS, UU	A+, 0	No	No	0
32×16	32 (upper)	SS, UU	A+, 0	Yes	Yes	0-1
32×32	32 (upper)	SU	0	No	No	0

Polynomial

Polynomial multiply instructions are available for both words and vector halfwords.

These instructions are useful for many algorithms including scramble code generation, cryptographic algorithms, convolutional, and Reed Solomon code.

For more information on multiply operations, see [Section 11.10.5](#).

4.3.6 Permute

Permute operations perform various operations on vector data, including arithmetic, format conversion, and rearrangement of vector elements. Many types of conversions are supported:

- Swizzle bytes
- Vector shuffle
- Vector align
- Vector saturate and pack
- Vector splat bytes
- Vector splice
- Vector sign extend halfwords
- Vector zero extend bytes
- Vector zero extend halfwords
- Scalar saturate to byte, halfword, word
- Vector pack high and low halfwords
- Vector round and pack
- Vector splat halfwords

For more information, see [Section 11.1.2](#) and [Section 11.10.6](#).

4.3.7 Predicate

Predicate operations modify predicate source data. The categories of instructions available include:

- Vector mask generation
- Predicate transfers
- Viterbi packing

For more information, see [Section 11.1.3](#) and [Section 11.10.7](#).

4.3.8 Shift

Scalar shift operations perform a variety of 32 and 64-bit shifts followed by an optional add/sub or logical operation. [Figure 4-4](#) shows the general operation.

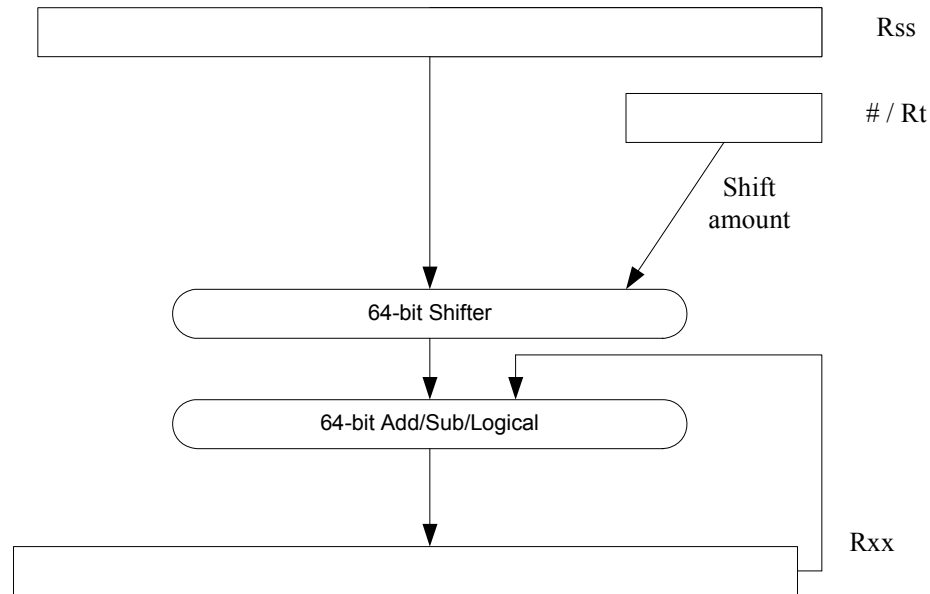


Figure 4-4 64-bit shift and add/sub/logical

Four shift types are supported:

- ASR – Arithmetic shift right
- ASL – Arithmetic shift left
- LSR – Logical shift right
- LSL – Logical shift left

In register-based shifts, the Rt register is a signed two's-complement number. If this value is positive, then the instruction opcode tells the direction of shift (right or left). If this value is negative, then the shift direction indicated by the opcode is reversed.

When arithmetic right shifts are performed, the sign bit is shifted in, whereas logical right shifts shift in zeros. Left shifts always shift in zeros.

Some shifts are available with saturation and rounding options.

For more information see [Section 11.10.8](#).

4.4 ALU32 operations

The ALU32 instruction class includes general arithmetic/logical operations on 32-bit data:

- Add, subtract, negate without saturation on 32-bit data
- Logical operations such as AND, OR, XOR, AND with immediate, and OR with immediate
- Scalar 32-bit compares
- Combine halfwords, combine words, combine with immediates, shift halfwords, and Mux
- Conditional add, combine, logical, subtract, and transfer.
- NOP
- Sign and zero-extend bytes and halfwords
- Transfer immediates and registers
- Vector add, subtract, and average halfwords

For more information see [Section 11.1](#).

NOTE ALU32 instructions can be executed on any slot ([Section 3.3.3](#)).

[Chapter 6](#) describes the conditional execution and compare instructions.

4.5 Vector operations

Vector operations support arithmetic operations on vectors of bytes, halfwords, and words.

The vector operations belong to the XTYPE instruction class (except for vector add, subtract, and average halfwords, which are ALU32).

Vector byte operations

The vector byte operations process packed vectors of signed or unsigned bytes. They include the following operations:

- Vector add and subtract signed or unsigned bytes
- Vector min and max signed or unsigned bytes
- Vector compare signed or unsigned bytes
- Vector average unsigned bytes
- Vector reduce add unsigned bytes
- Vector sum of absolute differences unsigned bytes

Vector halfword operations

The vector halfword operations process packed 16-bit halfwords. They include the following operations:

- Vector add and subtract halfwords
- Vector average halfwords
- Vector compare halfwords
- Vector min and max halfwords
- Vector shift halfwords
- Vector dual multiply
- Vector dual multiply with round and pack
- Vector multiply even halfwords with optional round and pack
- Vector multiply halfwords
- Vector reduce multiply halfwords

For example, [Figure 4-5](#) shows the operation of the vector arithmetic shift right halfword (`vasrh`) instruction. In this instruction, each 16-bit half-word is shifted right by the same amount which is specified in a register or with an immediate value. Because the shift is arithmetic, the bits shifted in are copies of the sign bit.

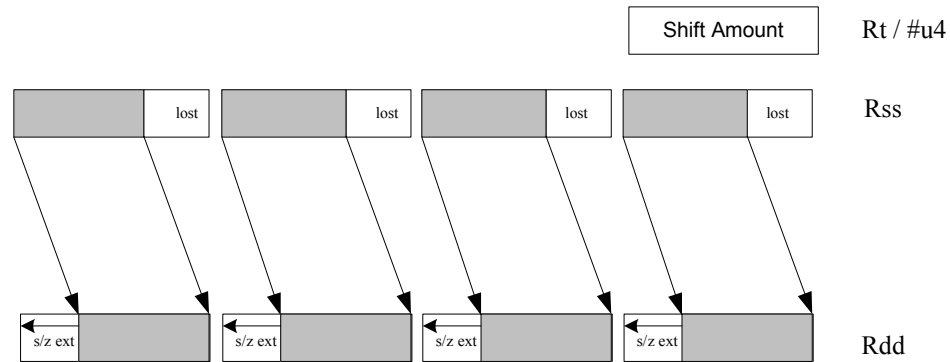


Figure 4-5 Vector halfword shift right

Vector word operations

The vector word operations process packed vectors of two words. They include the following operations:

- Vector add and subtract words
- Vector average words
- Vector compare words
- Vector min and max words
- Vector shift words with optional truncate and pack

For more information on vector operations see [Section 11.1.1](#) and [Section 11.10.1](#).

4.6 CR operations

The CR instruction class includes operations that access the control registers ([Section 2.2](#)).

[Table 4-3](#) lists the instructions that access the control registers.

Table 4-3 Control register transfer instructions

Syntax	Operation
Rd = Cs Cd = Rs	Move control register to / from a general register. NOTE - PC is not a valid destination register.
Rdd = Css Cdd = Rss	Move control register pair to / from a general register pair. NOTE - PC is not a valid destination register.

NOTE In register-pair transfers, control registers must be specified using their numeric alias names – see [Section 2.2](#) for details.

For more information see [Section 11.2](#).

4.7 Compound operations

The instruction set includes a number of instructions which perform multiple logical or arithmetic operations in a single instruction. They include the following operations:

- And/Or with inverted input
- Compound logical register
- Compound logical predicate
- Compound add-subtract with immediates
- Compound shift-operation with immediates (arithmetic or logical)
- Multiply-add with immediates

For more information see [Section 11.10.1](#).

4.8 Special operations

The instruction set includes a number of special-purpose instructions to support specific applications:

- H.264 CABAC processing
- IP internet checksum
- Software-defined radio

4.8.1 H.264 CABAC processing

H.264/AVC is adopted in a diverse range of multimedia applications:

- HD-DVDs
- HDTV broadcasting
- Internet video streaming

Context Adaptive Binary Arithmetic Coding (CABAC) is one of the two alternative entropy coding methods specified in the H.264 main profile. CABAC offers superior coding efficiency at the expense of greater computational complexity. The Hexagon processor includes a dedicated instruction (`decbin`) to support CABAC decoding.

Binary arithmetic coding is based on the principle of recursive interval subdivision, and its state is characterized by two quantities:

- The current interval range
- The current offset in the current code interval

The offset is read from the encoded bit stream. When decoding a bin, the interval range is subdivided in two intervals based on the estimation of the probability p_{LPS} of LPS: one interval with width of $rLPS = range \times p_{LPS}$, and another with width of $rMPS = range \times p_{MPS} = range - rLPS$, where LPS stands for Least Probable Symbol, and MPS for Most Probable Symbol.

Depending on which subinterval the offset falls into, the decoder decides whether the bin is decoded as MPS or LPS, after which the two quantities are iteratively updated, as shown in [Figure 4-1](#).

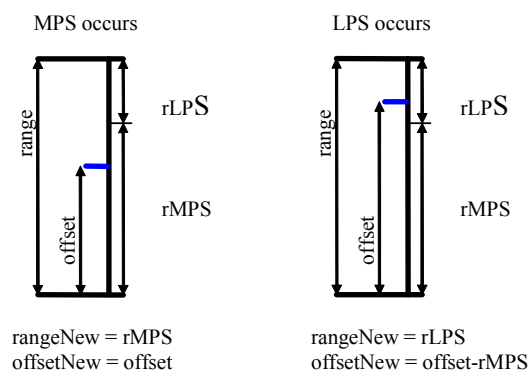


Figure 4-1 **Arithmetic decoding for one bin**

4.8.1.1 CABAC implementation

In H.264 *range* is a 9-bit quantity, and *offset* is 9-bits in regular mode and 10-bits in bypass mode during the whole decoding process. The calculation of rLPS is approximated by a 64×4 table of 256 bytes, where the range and the context state (selected for the bin to be decoded) are used to address the lookup table. To maintain the precision of the whole decoding process, the new range must be renormalized to ensure that the most significant bit is always 1, and that the offset is synchronously refilled from the bit stream.

To simplify the renormalization/refilling process, the decoding scheme shown in Figure 4-2 was created to significantly reduce the frequency of renormalization and refilling bits from the bit-stream, while also being suitable for DSP implementation.

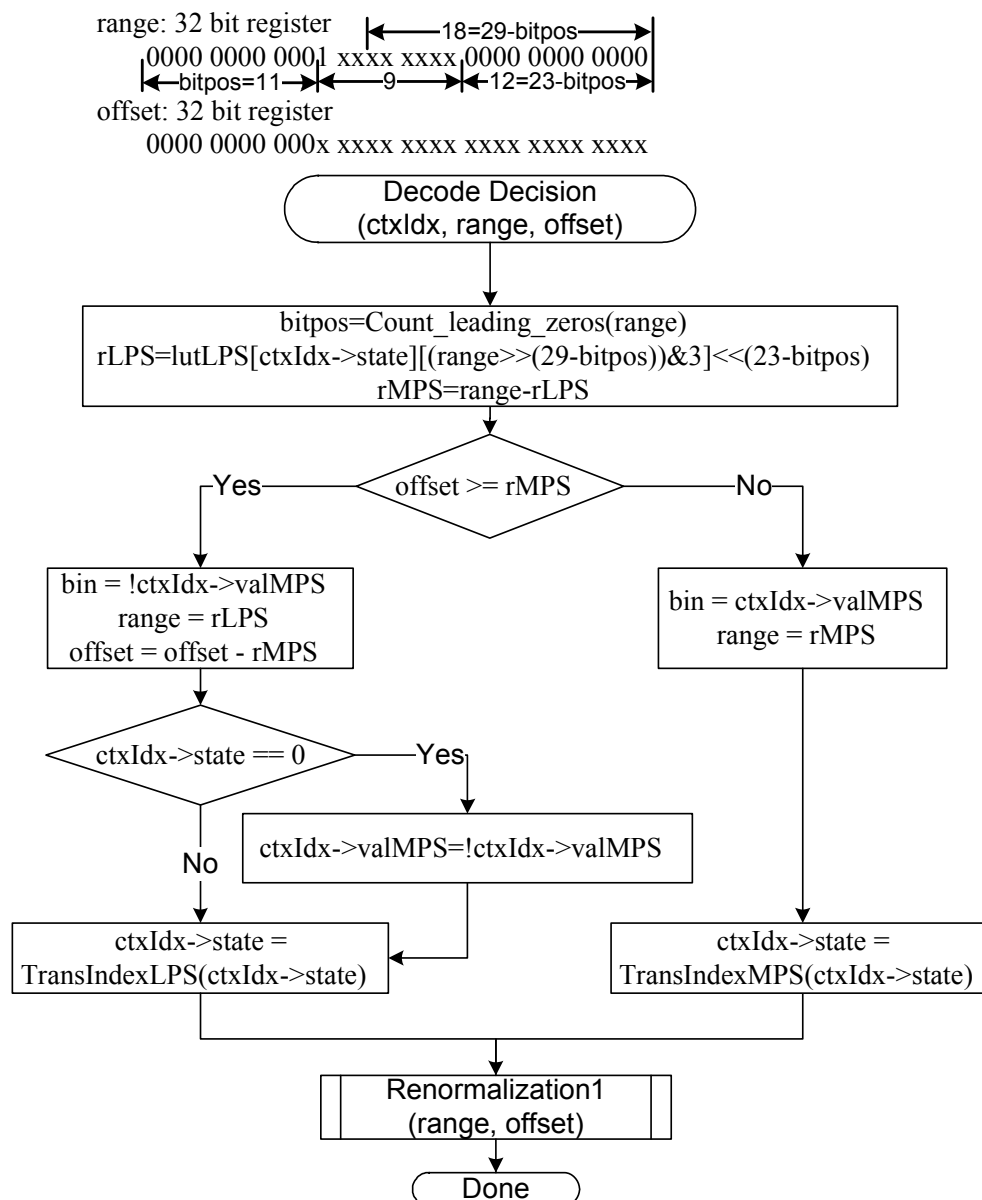


Figure 4-2 CABAC decoding engine for regular bin

By using the `decbin` instruction, the Hexagon processor is able to decode one regular bin in 2 cycles (not counting the bin refilling process).

For more information on the `decbin` instruction see [Section 11.10.6](#).

For example:

```
Rdd = decbin(Rss,Rtt)

INPUT: Rss and Rtt register pairs as:
Rtt.w1[5:0] = state
Rtt.w1[8] = valMPS
Rtt.w0[4:0] = bitpos
Rss.w0 = range
Rss.w1 = offset

OUTPUT: Rdd register pair is packed as
Rdd.w0[5:0] = state
Rdd.w0[8] = valMPS
Rdd.w0[31:23] = range
Rdd.w0[22:16] = '0'
Rdd.w1 = offset (normalized)

OUTPUT: P0
P0 = (bin)
```

4.8.1.2 Code example

```
H264CabacGetBinNC:
/*****
* Non-conventional call:
* Input: R1:0 = offset : range , R2 = dep, R3 = ctxIdx,
* R4 = (*ctxIdx), R5 = bitpos
*
* Return:
* R1: 0 - offset : range
* P0 - (bin)
*****/

// Cycle #1
{ R1:0= decbin(R1:0,R5:4) // decoding one bin
  R6 = asl(R22,R5) // where R22 = 0x100
}

// Cycle #2
{ memb(R3) = R0 // save context to *ctxIdx
  R1:0 = vlsrw(R1:0,R5) // re-align range and offset
  P1 = cmp.gtu(R6,R1) // need refill? i.e., P1= (range<0x100)
  IF (!P1.new) jumpr:t LR // return
}
RENORM_REFILL:
...
```

4.8.2 IP internet checksum

The key features of the internet checksum¹ include:

- The checksum can be summed in any order
- Carries may be accumulated using an accumulator larger than size being added, and added back in at any time

Using standard data-processing instructions, the internet checksum can be computed at 8 bytes per cycle in the main loop, by loading words and accumulating into doublewords. After the loop, the upper word is added to the lower word; then the upper halfword is added to the lower halfword, and any carries are added back in.

The Hexagon processor supports a dedicated instruction (`vradduh`) which enables the internet checksum to be computed at a rate of 16 bytes per cycle.

The `vradduh` instruction accepts the halfwords of the two input vectors, adds them all together, and places the result in a 32-bit destination register. This operation can be used for both computing the sum of 16 bytes of input while preserving the carries, and also accumulating carries at the end of computation.

For more information on the `vradduh` instruction see [Section 11.10.1](#).

NOTE This operation utilizes the maximum load bandwidth available in the Hexagon processor.

¹ See RFC 1071 (<http://www.faqs.org/rfcs/rfc1071.html>)

4.8.2.1 Code example

```

.text
.global fast_ip_check
// Assumes data is 8-byte aligned
// Assumes data is padded at least 16 bytes afterwords with 0's.
// input R0 points to data
// input R1 is length of data
// returns IP checksum in R0

fast_ip_check:
{
    R1 = lsr(R1,#4)           // 16-byte chunks, rounded down, +1
    R9:8 = combine(#0,#0)
    R3:2 = combine(#0,#0)
}
{
    loop0(1f,R1)
    R7:6 = memd(R0+#8)
    R5:4 = memd(R0++#16)
}
.falign
1:
{
    R7:6 = memd(R0+#8)
    R5:4 = memd(R0++#16)
    R2 = vradduh(R5:4,R7:6)    // accumulate 8 halfwords
    R8 = vradduh(R3:2,R9:8)   // accumulate carries
}:endloop0
// drain pipeline
{
    R2 = vradduh(R5:4,R7:6)
    R8 = vradduh(R3:2,R9:8)
    R5:4 = combine(#0,#0)
}
{
    R8 = vradduh(R3:2,R9:8)
    R1 = #0
}
// may have some carries to add back in
{
    R0 = vradduh(R5:4,R9:8)
}
// possible for one more to pop out
{
    R0 = vradduh(R5:4,R1:0)
}
{
    R0 = not(R0)
    jumpr LR
}

```

4.8.3 Software-defined radio

The Hexagon processor includes six special-purpose instructions which support the implementation of software-defined radio. The instructions greatly accelerate the following algorithms:

- Rake despreading
- Scramble code generation
- Polynomial field processing

4.8.3.1 Rake despreading

A fundamental operation in despreading is the PN multiply operation. In this operation the received complex chips are compared against a pseudo-random sequence of QAM constellation points and accumulated.

Figure 4-3 shows the `vrcrotate` instruction, which is used to perform this operation. The products are summed to form a soft 32-bit complex symbol. The instruction has both accumulating and non-accumulating versions.

```
xx += vrcrotate(Rss,Rt,#0)
```

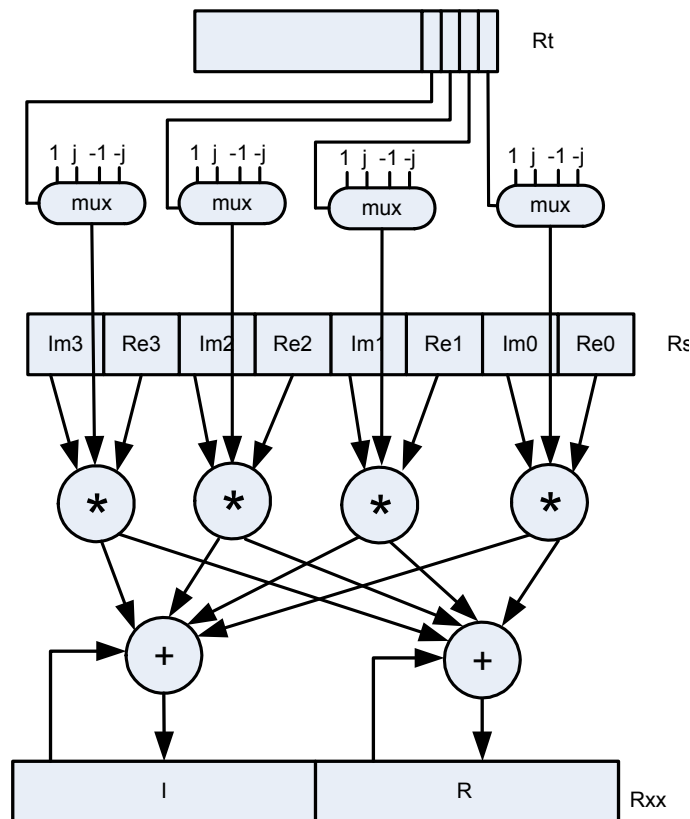


Figure 4-3 Vector reduce complex rotate

For more information on the `vrrotate` instruction, see [Section 11.10.3](#).

NOTE Using this instruction the Hexagon processor can process 5.3 chips per cycle, and a 12-finger WCDMA user requires only 15 MHz.

4.8.3.2 Polynomial operations

The polynomial multiply instructions support the following operations:

- Scramble code generation (at a rate of 8 symbols per cycle for WCDMA)
- Cryptographic algorithms (such as Elliptic Curve)
- CRC checks (at a rate of 21bits per cycle)
- Convolutional encoding
- Reed Solomon codes

The four versions of this instruction support 32 x 32 and vector 16 x 16 multiplication both with and without accumulation, as shown in [Figure 4-4](#).

For more information on the `mpy` instructions, see [Section 11.10.5](#).

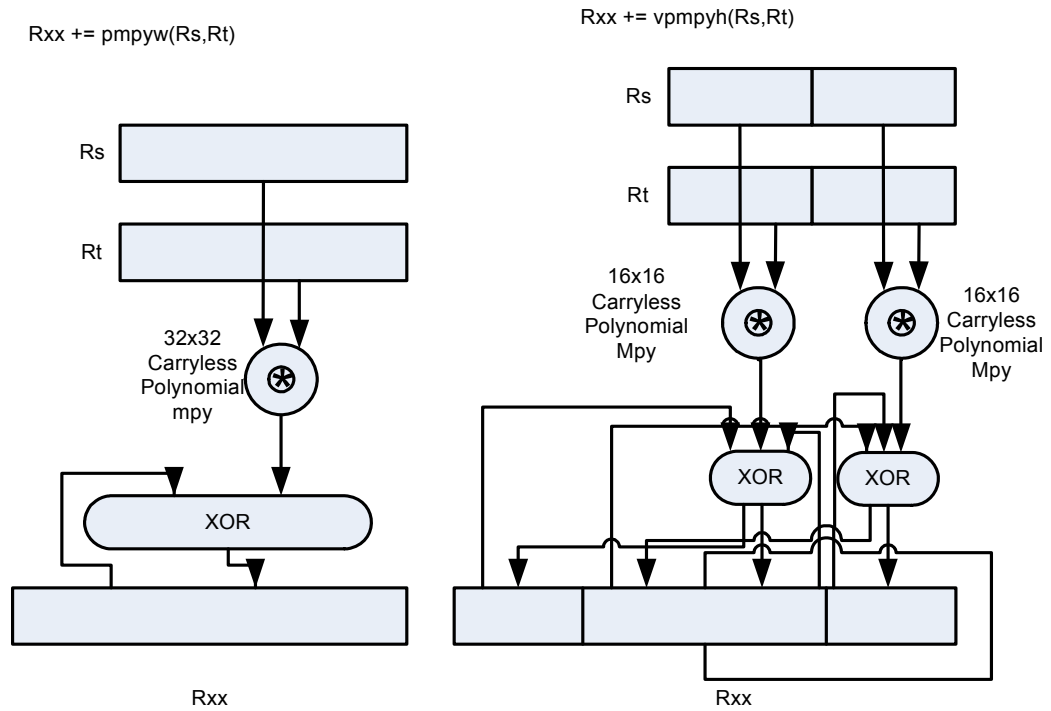


Figure 4-4 Polynomial multiply

5 Memory

The Hexagon processor features a load/store architecture, where numeric and logical instructions operate on registers. Explicit load instructions move operands from memory to registers, while store instructions move operands from registers to memory. A small number of instructions (known as *mem-ops*) perform numeric and logical operations directly on memory.

The address space is unified: all accesses target the same linear address space, which contains both instructions and data.

5.1 Memory model

This section describes the memory model for the Hexagon processor.

5.1.1 Address space

The Hexagon processor has a 32-bit byte-addressable memory address space. The entire 4G linear address space is addressable by the user application. A virtual-to-physical address translation mechanism is provided.

5.1.2 Byte order

The Hexagon processor is a little-endian machine: the lowest address byte in memory is held in the least significant byte of a register, as shown in [Figure 5-1](#).

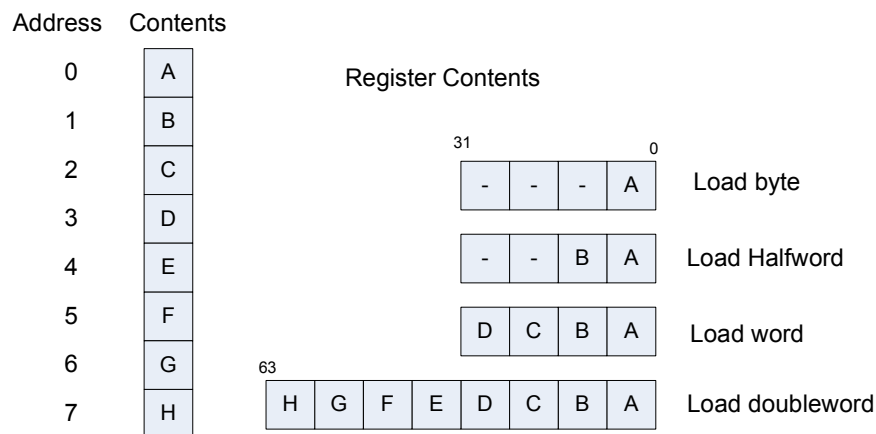


Figure 5-1 Hexagon processor byte order

5.1.3 Alignment

Even though the Hexagon processor memory is byte-addressable, instructions and data must be aligned in memory on specific address boundaries:

- Instructions and instruction packets must be 32-bit aligned
- Data must be aligned to its native access size.

Any unaligned memory access will cause a memory-alignment exception.

The permute instructions ([Section 4.3.6](#)) can be used in applications that need to reference unaligned vector data. The loads and stores still must be memory-aligned; however, the permute instructions enable the data to be easily rearranged in registers.

Table 5-1 summarizes the alignment restrictions.

Table 5-1 Memory alignment restrictions

Data Type	Size (bits)	Exception When
Byte Unsigned byte	8	Never
Halfword Unsigned halfword	16	LSB[0] != 0 ¹
Word Unsigned word	32	LSB[1:0] != 00
Doubleword	64	LSB[2:0] != 000
Instruction Instruction packet	32	LSB[1:0] != 00

¹ LSB = Least significant bits of address

5.2 Memory loads

Memory can be loaded in byte, halfword, word, or doubleword sizes. The data types supported are signed or unsigned. The syntax used is `memXX`, where `XX` denotes the data type.

Table 5-2 summarizes the supported load instructions.

Table 5-2 Load instructions

Syntax	Source Size (bits)	Destination Size (bits)	Data Placement	Comment
<code>Rd = memub (Rs)</code>	8	32	Low 8 bits	Zero-extend 8 to 32 bits
<code>Rd = memb (Rs)</code>	8	32	Low 8 bits	Sign-extend 8 to 32 bits
<code>Rd = memuh (Rs)</code>	16	32	Low 16 bits	Zero-extend 16 to 32 bits
<code>Rd = memh (Rs)</code>	16	32	Low 16 bits	Sign-extend 16 to 32 bits
<code>Rd = memubh (Rs)</code>	16	32	Bytes 0 and 2	Bytes 1 and 3 zeroed ¹
<code>Rd = membh (Rs)</code>	16	32	Bytes 0 and 2	Bytes 1 and 3 sign-extended
<code>Rd = memw (Rs)</code>	32	32	All 32 bits	Load word
<code>Rdd = memubh (Rs)</code>	32	64	Bytes 0,2,4,6	Bytes 1,3,5,7 zeroed
<code>Rdd = membh (Rs)</code>	32	64	Bytes 0,2,4,6	Bytes 1,3,5,7 sign-extended
<code>Rdd = memd (Rs)</code>	64	64	All 64 bits	Load doubleword
<code>Ryy = memh_fifo (Rs)</code>	16	64	High 16 bits	Shift vector and load halfword
<code>deallocframe</code>	64	64	All 64 bits	See Chapter 8
<code>dealloc_return</code>	64	64	All 64 bits	See Chapter 8

¹ The `memubh` and `membh` instructions load contiguous bytes from memory (either 2 or 4 bytes) and unpack these bytes into a vector of halfwords. The instructions are useful when bytes are used as input into halfword vector operations, which is common in video and image processing..

NOTE The memory load instructions belong to instruction class LD, and can execute only in Slots 0 or 1.

5.3 Memory stores

Memory can be stored in byte, halfword, word, or doubleword sizes. The syntax used is `memX`, where `x` denotes the data type.

Table 5-3 summarizes the supported store instructions.

Table 5-3 Store instructions

Syntax	Source Size (bits)	Destination Size (bits)	Comment
<code>memb (Rs) = Rt</code>	32	8	Store byte (bits 7:0)
<code>memb (Rs) = #s8</code>	8	8	Store byte
<code>memh (Rs) = Rt</code>	32	16	Store lower half (bits 15:0)
<code>memh (Rs) = Rt.H</code>	32	16	Store upper half (bits 31:16)
<code>memh (Rs) = #s8</code>	8	16	Sign-extend 8 to 16 bits
<code>memw (Rs) = Rt</code>	32	32	Store word
<code>memw (Rs) = #s8</code>	8	32	Sign-extend 8 to 32 bits
<code>memd (Rs) = Rtt</code>	64	64	Store doubleword
<code>allocframe (#u11)</code>	64	64	See Chapter 8

NOTE The memory store instructions belong to instruction class ST, and can execute only in slot 0 or – when part of a dual store ([Section 5.4](#)) – slot 1.

5.4 Dual stores

Two memory store instructions can appear in the same instruction packet. The resulting operation is considered a *dual store*. For example:

```
{
  memw (R5) = R2      // dual store
  memh (R6) = R3
}
```

Unlike most packetized operations, dual stores are not executed in parallel ([Section 3.3.1](#)). Instead, the store instruction in Slot 1 effectively executes first, followed by the store instruction in Slot 0.

NOTE The store instructions in a dual store must belong to instruction class ST (Section 5.3), and can execute only in Slots 0 and 1.

5.5 Slot 1 store with slot 0 load

A slot 1 store operation with a slot 0 load operation can appear in a packet. The packet attribute `:mem_noshuf` inhibits the instruction reordering that would otherwise be done by the assembler. For example:

```
{
    memw(R5) = R2    // slot 1 store
    R3 = memh(R6)   // slot 0 load
}:mem_noshuf
```

Unlike most packetized operations, these memory operations are not executed in parallel (Section 3.3.1). Instead, the store instruction in Slot 1 effectively executes first, followed by the load instruction in Slot 0. If the addresses of the two operations are overlapping, the load will receive the newly stored data. This feature is supported in processor versions V65 or greater.

5.6 New-value stores

A memory store instruction can store a register that is assigned a new value in the same instruction packet (Section 3.3). This feature is expressed in assembly language by appending the suffix `.new` to the source register. For example:

```
{
    R2 = memh(R4+#8)    // load halfword
    memw(R5) = R2.new  // store newly-loaded value
}
```

New-value store instructions have the following restrictions:

- If an instruction uses auto-increment or absolute-set addressing mode (Section 5.8), its address register cannot be used as the new-value register.
- If an instruction produces a 64-bit result, its result registers cannot be used as the new-value register.
- If the instruction that sets a new-value register is conditional (Section 6.1.2), it must always be executed.

NOTE The new-value store instructions belong to instruction class NV, and can execute only in Slot 0.

5.7 Mem-ops

Mem-ops perform basic arithmetic, logical, and bit operations directly on memory operands, without the need for a separate load or store. Mem-ops can be performed on byte, halfword, or word sizes. [Table 5-4](#) lists the mem-ops.

Table 5-4 Mem-ops

Syntax	Operation
<code>memXX (Rs+#u6) [+ - &] = Rt</code>	Arithmetic/logical on memory
<code>memXX (Rs+#u6) [+ -] = #u5</code>	Arithmetic on memory
<code>memXX (Rs+#u6) = clrbit (#u5)</code>	Clear bit in memory
<code>memXX (Rs+#u6) = setbit (#u5)</code>	Set bit in memory

NOTE The mem-op instructions belong to instruction class MEMOP, and can execute only in Slot 0.

5.8 Addressing modes

[Table 5-5](#) summarizes the supported addressing modes.

Table 5-5 Addressing modes

Mode	Syntax	Operation ¹
Absolute	<code>memXX (##address)</code>	EA = address
Absolute-set	<code>memXX (Re=##address)</code>	EA = address Re = address
Absolute with register offset	<code>memXX (Ru<<#u2+##U32)</code>	EA = imm + (Ru << #u2)
Global-pointer-relative	<code>memXX (GP+#immediate)</code> <code>memXX (#immediate)</code>	EA = GP + immediate
Indirect	<code>memXX (Rs)</code>	EA = Rs
Indirect with offset	<code>memXX (Rs+#s11)</code>	EA = Rs + imm
Indirect with register offset	<code>memXX (Rs+Ru<<#u2)</code>	EA = Rs + (Ru << #u2)
Indirect with auto-increment immediate	<code>memXX (Rx++#s4)</code>	EA = Rx; Rx += (imm)
Indirect with auto-increment register	<code>memXX (Rx++Mu)</code>	EA = Rx; Rx += Mu
Circular with auto-increment immediate	<code>memXX (Rx++#s4:circ (Mu))</code>	EA = Rx; Rx = circ_add (Rx, imm, Mu)

Table 5-5 Addressing modes

Mode	Syntax	Operation ¹
Circular with auto-increment register	memXX (Rx++I:circ (Mu))	EA = Rx; Rx = circ_add (Rx, I, Mu)
Bit-reversed with auto-increment register	memXX (Rx++Mu:brev)	EA = Rx.H + bit_reverse (Rx.L) Rx += Mu

¹ EA (Effective Address) is equivalent to VA (Virtual Address).

5.8.1 Absolute

The absolute addressing mode uses a 32-bit constant value as the effective memory address. For example:

```
R2 = memw(##100000) // load R2 with word from addr 100000
memw(##200000) = R4 // store R4 to word at addr 200000
```

5.8.2 Absolute-set

The absolute-set addressing mode assigns a 32-bit constant value to the specified general register, then uses the assigned value as the effective memory address. For example:

```
R2 = memw(R1=##400000) // load R2 with word from addr 400000
// and load R1 with value 400000
memw(R3=##600000) = R4 // store R4 to word at addr 600000
// and load R3 with value 600000
```

5.8.3 Absolute with register offset

The absolute with register offset addressing mode performs an arithmetic left shift of a 32-bit general register value by the amount specified in a 2-bit unsigned immediate value, and then adds the shifted result to an unsigned 32-bit constant value to create the 32-bit effective memory address. For example:

```
R2 = memh(R3 << #3 + ##100000) // load R2 with signed halfword
// from addr [100000 + (R3 << 3)]
```

The 32-bit constant value is the base address, and the shifted result is the byte offset.

NOTE This addressing mode is useful for loading an element from a global table, where the immediate value is the name of the table, and the register holds the index of the element.

5.8.4 Global pointer relative

The global pointer relative addressing mode adds an unsigned offset value to the Hexagon processor global data pointer `GP` to create the 32-bit effective memory address. This addressing mode is used to access global and static data in C.

Global pointer relative addresses can be expressed two ways in assembly language:

- By explicitly adding an unsigned offset value to register `GP`
- By specifying only an immediate value as the instruction operand

For example:

```
R2 = memh(GP+#100)    // load R2 with signed halfword
                        // from [GP + 100 bytes]

R3 = memh(#2000)      // load R3 with signed halfword
                        // from [GP + #2000 - _SDA_BASE]
```

Specifying only an immediate value causes the assembler and linker to automatically subtract the value of the special symbol `_SDA_BASE_` from the immediate value, and use the result as the effective offset from `GP`.

The global data pointer is programmed in the GDP field of register `GP` (Section 2.2.8). This field contains an unsigned 26-bit value which specifies the most significant 26 bits of the 32-bit global data pointer. (The least significant 6 bits of the pointer are defined to always be zero.)

The memory area referenced by the global data pointer is known as the *global data area*. It can be up to 512 KB in length, and – because of the way the global data pointer is defined – must be aligned to a 64-byte boundary in virtual memory.

When expressed in assembly language, the offset values used in global pointer relative addressing always specify byte offsets from the global data pointer. Note that the offsets must be integral multiples of the size of the instruction data type.

Table 5-6 lists the offset ranges for global pointer relative addressing.

Table 5-6 Offset ranges (global pointer relative)

Data Type	Offset Range	Offset Must Be Multiple Of
doubleword	0 ... 524280	8
word	0 ... 262140	4
halfword	0 ... 131070	2
byte	0 ... 65535	1

NOTE When using global pointer relative addressing, the immediate operand should be a symbol in the `.sdata` or `.sbss` section to ensure that the offset is valid.

5.8.5 Indirect

The indirect addressing mode uses a 32-bit value stored in a general register as the effective memory address. For example:

```
R2 = memub(R1) // load R2 with unsigned byte from addr R1
```

5.8.6 Indirect with offset

The indirect with offset addressing mode adds a signed offset value to a general register value to create the 32-bit effective memory address. For example:

```
R2 = memh(R3 + #100) // load R2 with signed halfword
                       // from [R3 + 100 bytes]
```

When expressed in assembly language, the offset values always specify byte offsets from the general register value. Note that the offsets must be integral multiples of the size of the instruction data type.

[Table 5-7](#) lists the offset ranges for indirect with offset addressing.

Table 5-7 Offset ranges (Indirect with offset)

Data Type	Offset Range	Offset Must Be Multiple Of
doubleword	-8192 ... 8184	8
word	-4096 ... 4092	4
halfword	-2048 ... 2046	2
byte	-1024 ... 1023	1

NOTE The offset range is smaller for conditional instructions ([Section 5.9](#)).

5.8.7 Indirect with register offset

The indirect with register offset addressing mode adds a 32-bit general register value to the result created by performing an arithmetic left shift of a second 32-bit general register value by the amount specified in a 2-bit unsigned immediate value, forming the 32-bit effective memory address. For example:

```
R2 = memh(R3+R4<<#1) // load R2 with signed halfword
                       // from [R3 + (R4 << 1)]
```

The register values always specify byte addresses.

5.8.8 Indirect with auto-increment immediate

The indirect with auto-increment immediate addressing mode uses a 32-bit value stored in a general register to specify the effective memory address. However, after the address is accessed, a signed value (known as the *increment*) is added to the register so it specifies a different memory address (which will be accessed in a subsequent instruction). For example:

```
R2 = memw(R3++#4)    // R3 contains the effective address
                      // R3 is then incremented by 4
```

When expressed in assembly language, the increment values always specify byte offsets from the general register value. Note that the offsets must be integral multiples of the size of the instruction data type.

[Table 5-8](#) lists the increment ranges for indirect with auto-increment immediate addressing.

Table 5-8 Increment ranges (Indirect with auto-inc immediate)

Data Type	Increment Range	Increment Must Be Multiple Of
doubleword	-64 ... 56	8
word	-32 ... 28	4
halfword	-16 ... 14	2
byte	-8 ... 7	1

5.8.9 Indirect with auto-increment register

The indirect with auto-increment register addressing mode is functionally equivalent to indirect with auto-increment immediate, but uses a modifier register M_x ([Section 2.2.4](#)) instead of an immediate value to hold the increment. For example:

```
R2 = memw(R0++M1)    // The effective addr is the value of R0.
                      // Next, M1 is added to R0 and the result
                      // is stored in R0.
```

When auto-incrementing with a modifier register, the increment is a signed 32-bit value which is added to the general register. This offers two advantages over auto-increment immediate:

- A larger increment range
- Variable increments (since the modifier register can be programmed at runtime)

The increment value always specifies a byte offset from the general register value.

NOTE The signed 32-bit increment range is identical for all instruction data types (doubleword, word, halfword, byte).

5.8.10 Circular with auto-increment immediate

The circular with auto-increment immediate addressing mode is a variant of indirect with auto-increment addressing – it accesses data buffers in a modulo wrap-around fashion. Circular addressing is commonly used in data stream processing.

Circular addressing is expressed in assembly language with the address modifier “:circ(Mx)”, where Mx specifies a modifier register which is programmed to specify the circular buffer (Section 2.2.4). For example:

```
R0 = memb(R2++#4:circ(M0))    // load from R2 in circ buf specified
                               // by M0
memw(R2++#8:circ(M1)) = R0    // store to R2 in circ buf specified
                               // by M1
```

Circular addressing is set up by programming the following elements:

- The Length field of the Mx register is set to the length (in bytes) of the circular buffer to be accessed. A circular buffer can be from 4 to (128K-1) bytes long.
- The K field of the Mx register is always set to 0.
- The circular start register CSx that corresponds to Mx (CS0 for M0, CS1 for M1) is set to the start address of the circular buffer.

In circular addressing, after memory is accessed at the address specified in the general register, the general register is incremented by the immediate increment value and then modulo'd by the circular buffer length to implement wrap-around access of the buffer.

When expressed in assembly language, the increment values always specify byte offsets from the general register value. Note that the offsets must be integral multiples of the size of the instruction data type.

Table 5-9 lists the increment ranges for circular with auto-increment immediate addressing.

Table 5-9 Increment ranges (Circular with auto-inc immediate)

Data Type	Increment Range	Increment Must Be Multiple Of
doubleword	-64 ... 56	8
word	-32 ... 28	4
halfword	-16 ... 14	2
byte	-8 ... 7	1

When programming a circular buffer the following rules apply:

- The start address must be aligned to the native access size of the buffer elements.
- $ABS(\text{Increment}) < \text{Length}$. The absolute value of the increment must be less than the buffer length.
- $\text{Access size} < (\text{Length}-1)$. The memory access size (1 for byte, 2 for halfword, 4 for word, 8 for doubleword) must be less than $(\text{Length}-1)$.
- Buffers must not wrap around in the 32-bit address space.

NOTE If any of these rules are not followed the execution result is undefined.

For example, a 150-byte circular buffer can be set up and accessed as follows:

```
R4.H = #0           // K = 0
R4.L = #150        // length = 150
M0 = R4
R2 = ##cbuf       // start addr = cbuf
CS0 = R2
R0 = memb(R2++#4:circ(M0)) // Load byte from circ buf
                        // specified by M0/CS0
                        // inc R2 by 4 after load
                        // wrap R2 around if >= 150
```

The following C function precisely describes the behavior of the circular add function:

```
unsigned int
fcircadd(unsigned int pointer, int offset,
         unsigned int M_reg, unsigned int CS_reg)
{
    unsigned int length;
    int new_pointer, start_addr, end_addr;

    length = (M_reg&0x01ffff); // lower 17-bits gives buffer size
    new_pointer = pointer+offset;
    start_addr = CS_reg;
    end_addr = CS_reg + length;
    if (new_pointer >= end_addr) {
        new_pointer -= length;
    } else if (new_pointer < start_addr) {
        new_pointer += length;
    }
    return (new_pointer);
}
```


5.8.11 Circular with auto-increment register

The circular with auto-increment register addressing mode is functionally equivalent to circular with auto-increment immediate, but uses a register instead of an immediate value to hold the increment.

Register increments are specified in circular addressing instructions by using the symbol \mathbb{I} as the increment (instead of an immediate value). For example:

```
R0 = memw(R2++I:circ(M1))    // load byte with incr of I*4 from
                               // circ buf specified by M1/CS1
```

When auto-incrementing with a register, the increment is a signed 11-bit value which is added to the general register. This offers two advantages over circular addressing with immediate increments:

- Larger increment ranges
- Variable increments (since the increment register can be programmed at runtime)

The circular register increment value is programmed in the \mathbb{I} field of the modifier register M_x (Section 2.2.4) as part of setting up the circular data access. This register field holds the signed 11-bit increment value.

Increment values are expressed in units of the buffer element data type, and are automatically scaled at runtime to the proper data access size.

Table 5-10 lists the increment ranges for circular with auto-increment register addressing.

Table 5-10 Increment ranges (Circular with auto-inc register)

Data Type	Increment Range	Increment Must Be Multiple Of
doubleword	-8192 ... 8184	8
word	-4096 ... 4092	4
halfword	-2048 ... 2046	2
byte	-1024 ... 1023	1

When programming a circular buffer (with either a register or immediate increment), all the rules that apply to circular addressing must be followed – for details see Section 5.8.10.

NOTE If any of these rules are not followed the execution result is undefined.

5.8.12 Bit-reversed with auto-increment register

The bit-reversed with auto-increment register addressing mode is a variant of indirect with auto-increment addressing – it accesses data buffers using an address value which is the bit-wise reversal of the value stored in the general register. Bit-reversed addressing is used in fast Fourier transforms (FFT) and Viterbi encoding.

The bit-wise reversal of a 32-bit address value is defined as follows:

- The lower 16 bits are transformed by exchanging bit 0 with bit 15, bit 1 with bit 14, and so on.
- The upper 16 bits remain unchanged.

Bit-reversed addressing is expressed in assembly language with the address modifier “:brev”. For example:

```
R2 = memub(R0++M1:brev) // The address is (R0.H | bitrev(R0.L))
                        // The original R0 (not reversed) is added
                        // to M1 and written back to R0
```

The initial values for the address and increment must be set in bit-reversed form, with the hardware bit-reversing the bit-reversed address value to form the effective address.

The buffer length for a bit-reversed buffer must be an integral power of 2, with a maximum length of 64K bytes.

To support bit-reversed addressing, buffers must be properly aligned in memory. A bit-reversed buffer is properly aligned when its starting byte address is aligned to a power of 2 greater than or equal to the buffer size (in bytes). For example:

```
int bitrev_buf[256] __attribute__((aligned(1024)));
```

The bit-reversed buffer declared above is aligned to 1024 bytes because the buffer size is 1024 bytes (256 integer words × 4 bytes), and 1024 is an integral power of 2.

The buffer location pointer for a bit-reversed buffer must be initialized so the least-significant 16 bits of the address value are bit-reversed.

The increment value must be initialized to the following value:

```
bitreverse(buffer_size_in_bytes / 2)
```

...where `bitreverse` is defined as bit-reversing the least-significant 16 bits while leaving the remaining bits unchanged.

NOTE To simplify the initialization of the bit-reversed pointer, bit-reversed buffers can be aligned to a 64K byte boundary. This has the advantage of allowing the bit-reversed pointer to be initialized to the base address of the bit-reversed buffer, with no bit-reversing required for the least-significant 16 bits of the pointer value (which are all set to 0 by the 64K alignment).

Since buffers allocated on the stack only have an alignment of 8 bytes or less, in most cases bit-reversed buffers should not be declared on the stack.

After a bit-reversed memory access is completed, the general register is incremented by the register increment value. Note that the value in the general register is never affected by the bit-reversal that is performed as part of the memory access.

NOTE The Hexagon processor supports only register increments for bit-reversed addressing – it does not support immediate increments.

5.9 Conditional load/stores

Some load and store instructions can be executed conditionally based on predicate values which were set in a previous instruction. The compiler generates conditional loads and stores to increase instruction-level parallelism.

Conditional loads and stores are expressed in assembly language with the instruction prefix “if (*pred_expr*)”, where *pred_expr* specifies a predicate register expression (Section 6.1). For example:

```
if (P0) R0 = memw(R2)           // conditional load
if (!P2) memh(R3 + #100) = R1   // conditional store
if (P1.new) R3 = memw(R3++#4)   // conditional load
```

Not all addressing modes are supported in conditional loads and stores. Table 5-11 shows which modes are supported.

Table 5-11 Addressing modes (Conditional load/store)

Addressing Mode	Conditional
Absolute	Yes
Absolute-set	No
Absolute with register offset	No
Global pointer relative	No
Indirect	Yes
Indirect with offset	Yes
Indirect with register offset	Yes
Indirect with auto-increment immediate	Yes
Indirect with auto-increment register	No
Circular with auto-increment immediate	No
Circular with auto-increment register	No
Bit-reversed with auto-increment register	No

When a conditional load or store instruction uses indirect-with-offset addressing mode, note that the offset range is smaller than the range normally defined for indirect-with-offset addressing (Section 5.8.6).

Table 5-12 lists the conditional and normal offset ranges for indirect-with-offset addressing.

Table 5-12 Conditional offset ranges (Indirect with offset)

Data Type	Offset Range (Conditional)	Offset Range (Normal)	Offset Must Be Multiple Of
doubleword	0 ... 504	-8192 ... 8184	8
word	0 ... 252	-4096 ... 4092	4
halfword	0 ... 126	-2048 ... 2046	2
byte	0 ... 63	-1024 ... 1023	1

NOTE For more information on conditional execution see [Chapter 6](#).

5.10 Cache memory

The Hexagon processor has a cache-based memory architecture:

- A level 1 *instruction cache* holds recently-fetched instructions.
- A level 1 *data cache* holds recently-accessed data memory.

Load/store operations that access memory through the level 1 caches are referred to as *cached accesses*.

Load/stores that bypass the level 1 caches are referred to as *uncached accesses*.

Specific memory areas can be configured so they perform cached or uncached accesses. This configuration is performed by the Hexagon processor's memory management unit (MMU). The operating system is responsible for programming the MMU.

Two types of caching are supported (as cache modes):

- *Write-through caching* keep the cache data consistent with external memory by always writing to the memory any data that is stored in the cache.
- *Write-back caching* allows data to be stored in the cache without being immediately written to external memory. Cached data that is inconsistent with external memory is referred to as *dirty*.

The Hexagon processor includes dedicated cache maintenance instructions which can be used to push dirty data out to external memory.

5.10.1 Uncached memory

In some cases load/store operations need to bypass the cache memories and be serviced externally (for example, when accessing memory-mapped I/O, registers, and peripheral devices, or other system defined entities). The operating system is responsible for configuring the MMU to generate uncached memory accesses.

Uncached memory is categorized into two distinct types:

- *Device-type* is for accessing memory that has side-effects (such as a memory-mapped FIFO peripheral). The hardware ensures that interrupts do not cancel a pending device access. The hardware does not re-order device accesses. Peripheral control registers should be marked as device-type.
- *Uncached-type* is for memory-like memory. No side effects are associated with an access. The hardware can load from uncached memory multiple times. The hardware can re-order uncached accesses.

For instruction accesses, device-type memory is functionally identical to uncached-type memory. For data accesses, they are different.

Code can be executed directly from the L2 cache, bypassing the L1 cache.

5.10.2 Tightly coupled memory

The Hexagon processor supports tightly-coupled instruction memory at Level 1, which is defined as memory with similar access properties to the instruction cache.

Tightly-coupled memory is also supported at level 2, which is defined as backing store to the primary caches.

For more information see [Chapter 9](#).

5.10.3 Cache maintenance operations

The Hexagon processor includes dedicated cache maintenance instructions which can be used to invalidate cache data or push dirty data out to external memory.

The cache maintenance instructions operate on specific memory addresses. If the instruction causes an address error (due to a privilege violation), the processor raises an exception.

NOTE The exception to this rule is `dcfetch`, which never causes a processor exception.

Whenever maintenance operations are performed on the instruction cache, the `isync` instruction ([Section 5.11](#)) must be executed immediately afterwards. This instruction ensures that the maintenance operations will be observed by subsequent instructions.

Table 5-13 lists the cache maintenance instructions.

Table 5-13 Cache instructions (User-level)

Syntax	Permitted In Packet	Operation
<code>icinva (Rs)</code>	Solo ¹	Instruction cache invalidate. Look up instruction cache at address Rs. If address is in cache, invalidate it.
<code>dccleaninva (Rs)</code>	Slot 1 empty or ALU32 only	Data cache clean and invalidate. Look up data cache at address Rs. If address is in cache and has dirty data, flush that data out to memory. The cache line is then invalidated, whether or not dirty data was written.
<code>dccleana (Rs)</code>	Slot 1 empty or ALU32 only	Data cache clean. Look up data cache at address Rs. If address is in cache and has dirty data, flush that data out to memory.
<code>dcinva (Rs)</code>	Slot 1 empty or ALU32 only	Equivalent to <code>dccleaninva (Rs)</code> .
<code>dcfetch (Rs)</code>	Normal ²	Data cache prefetch. Prefetch data at address Rs into data cache. NOTE - This instruction will not cause an exception.
<code>l2fetch (Rs, Rt)</code>	ALU32 or XTYPE only	L2 cache prefetch. Prefetch data from memory specified by Rs and Rt into L2 cache.

¹ *Solo* means that the instruction must not be grouped with other instructions in a packet.

² *Normal* means that the normal instruction-grouping constraints apply.

5.10.4 L2 cache operations

The cache maintenance operations ([Section 5.10.3](#)) operate on both the L1 and L2 caches.

The data cache coherency operations (including clean, invalidate, and clean and invalidate) affect both the L1 and L2 caches, and ensure that the memory hierarchy remains coherent.

However, the instruction cache invalidate operation affects only the L1 cache. Therefore, invalidating instructions that may be in the L1 or L2 caches requires a two-step procedure:

1. Use `icinva` to invalidate instructions from the L1 cache.
2. Use `dcinva` separately to invalidate instructions from the L2 cache.

5.10.5 Cache line zero

The Hexagon processor includes the instruction `dczeroa`. This instruction allocates a line in the L1 data cache and clears it (by storing all zeros). The behavior is as follows:

- The Rs register value must be 32-byte aligned. If it is unaligned, the processor will raise an unaligned error exception.
- In the case of a cache hit, the specified cache line is cleared (i.e., written with all zeros) and made dirty.
- In the case of a cache miss, the specified cache line is *not* fetched from external memory. Instead, the line is allocated in the data cache, cleared, and made dirty.

This instruction is useful in optimizing write-only data. It allows for the use of write-back pages – which are the most power and performance efficient – without the need to initially fetch the line to be written. This removes unnecessary read bandwidth and latency.

NOTE `dczeroa` has the same exception behavior as write-back stores.

A packet with `dczeroa` must have Slot 1 either empty or containing an ALU32 instruction.

5.10.6 Cache prefetch

The Hexagon processor supports the following types of cache prefetching:

- Hardware-based instruction cache prefetching
- Software-based data cache prefetching
- Software-based L2FETCH
- Hardware-based data cache prefetching

Hardware-based instruction cache prefetching

L1 and L2 instruction cache prefetching can be enabled or disabled on a per-thread basis – this is done by setting the HFI field in the user status register ([Section 2.2.3](#)).

Software-based data cache prefetching

The Hexagon processor includes the instruction `dcfetch`. This instruction queries the L1 data cache based on the address specified in the instruction:

- If the address is present in the cache, no action is taken.
- If the cache line for the address is missing, the processor attempts to fill the cache line from the next level of memory. Note that the thread does not stall, but rather continues executing while the cache line fill occurs in the background.
- If the address is invalid, no exception is generated and the `dcfetch` instruction is treated as a NOP.

Software-based L2FETCH

More powerful L2 prefetching – of data or instructions – is provided by the `l2fetch` instruction, which specifies an area of memory that is prefetched by the Hexagon processor's hardware prefetch engine. `l2fetch` specifies two registers (Rs and Rt) as operands. Rs contains the 32-bit virtual start address of the memory area to be prefetched. Rt contains three bit fields which further specify the memory area:

- `Rt[15:8]` – `width`, which specifies the width (in bytes) of a block of memory to fetch.
- `Rt[7:0]` – `Height`, which specifies the number of `width`-sized blocks to fetch.
- `Rt[31:16]` – `stride`, which specifies an unsigned byte offset that is used to increment the pointer after each `width`-sized block is fetched.

The `l2fetch` instruction is non-blocking: it initiates a prefetch operation which is performed in the background by the prefetch engine while the thread continues to execute Hexagon processor instructions.

The prefetch engine requests all lines in the specified memory area. If the line(s) of interest are already resident in the L2 cache, the prefetch engine performs no action. If the lines are not in the L2 cache, the prefetch engine attempts to fetch them.

The prefetch engine makes a best effort to prefetch the requested data, and attempts to perform prefetching at a lower priority than demand fetches. This prevents the prefetch engine from adding bus traffic when the system is under a heavy load.

If a program executes an `l2fetch` instruction while the prefetch operation from a previous `l2fetch` is still active, the prefetch engine halts the current prefetch operation.

NOTE Executing `l2fetch` with any bit field operand programmed to zero will cancel all prefetch activity.

The status of the current prefetch operation is maintained in the PFA field of the user status register (Section 2.2.3). This field can be used to determine whether or not a prefetch operation has completed.

With respect to MMU permissions and error checking, the `l2fetch` instruction behaves similarly to a load instruction. If the virtual address causes a processor exception, the exception will be taken. (Note that this differs from the `dcfetch` instruction, which is treated as a NOP in the presence of a translation/protection error.)

NOTE Prefetches are dropped when the generated prefetch address resides on a different page than the start address. The programmer must use sufficiently large pages to ensure this does not occur.

Figure 5-2 shows two examples of using the `l2fetch` instruction. The first shows a 'box' prefetch, where a 2-D range of memory is defined within a larger frame. The second example shows a prefetch for a large linear memory area of size (`Lines * 128`).

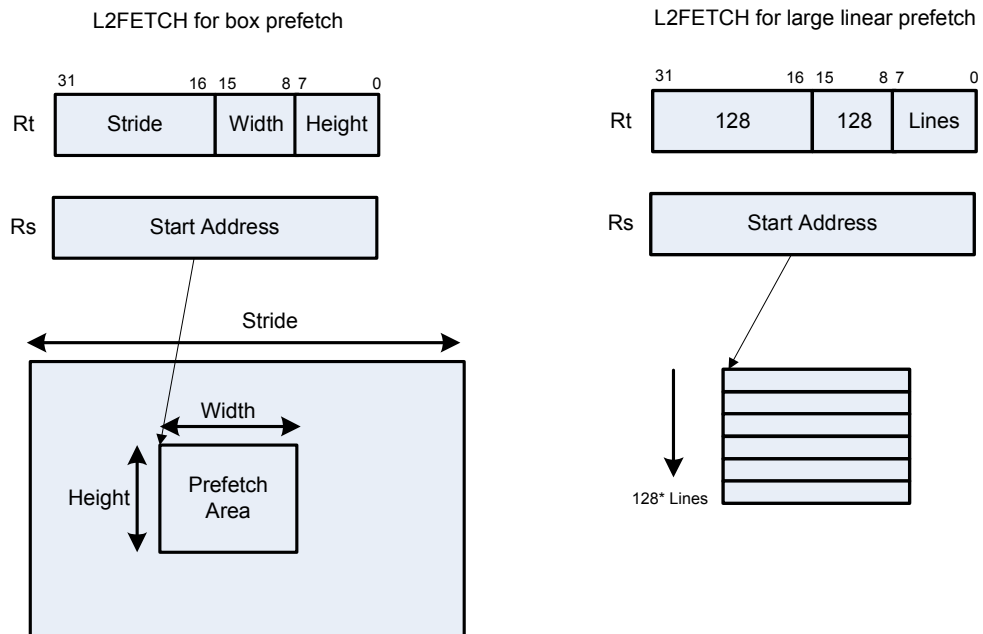


Figure 5-2 L2FETCH instruction

Hardware-based data cache prefetching

L1 data cache prefetching can be enabled or disabled on a per-thread basis – this is done by setting the HFD field in the user status register ([Section 2.2.3](#)).

When data cache prefetching is enabled, the Hexagon processor observes patterns of data cache misses, and attempts to predict future misses based on any recurring patterns of misses where the addresses are separated by a constant stride. If such patterns are found, the processor attempts to automatically prefetch future cache lines.

Data cache prefetching can be user-enabled at four levels of aggressiveness:

- HFD = 00: No prefetching
- HFD = 01: Prefetch up to 4 lines for misses originating from a load, with a post-update addressing mode that occurs within a hardware loop
- HFD = 10: Prefetch up to 4 lines for misses originating from loads that occur within a hardware loop
- HFD = 11: Prefetch up to 8 lines for misses originating from loads

5.11 Memory ordering

Some devices may require synchronization of stores and loads when they are accessed. In this case a set of processor instructions enable programmer control of the synchronization and ordering of memory accesses.

Table 5-14 lists the memory-ordering instructions.

Table 5-14 Memory ordering instructions

Syntax	Operation
<code>isync</code>	Instruction synchronize. This instruction should be executed after any instruction cache maintenance operation.
<code>syncht</code>	Synchronize transactions. Perform "heavyweight" synchronization. Ensure that all previous program transactions (e.g., <code>memw_locked</code> , cached and uncached load/store) have completed before execution resumes past this instruction. <code>syncht</code> ensures that outstanding memory operations from all threads are complete before the <code>syncht</code> instruction is committed.
<code>barrier</code>	Set memory barrier. Ensure proper ordering between the program accesses performed before the instruction and those performed after the instruction. All accesses before the barrier will be globally observable before any access occurring after the barrier can be observed. <code>barrier</code> ensures that all outstanding memory operations from the thread executing the barrier are complete before the instruction is committed.

Data memory accesses and program memory accesses are treated separately and held in separate caches. Software should ensure coherency between data and program code if necessary.

For example, with generated or self-modified code, the modified code will be placed in the data cache and may be inconsistent with program cache. The software must explicitly force modified data cache lines to memory (either by using a write-through policy, or through explicit cache clean instructions). A `barrier` instruction should then be used to ensure completion of the stores. Finally, relevant instruction cache contents should be invalidated so the new instructions can be re-fetched.

Here is the recommended code sequence to change and then execute an instruction:

```

ICINVA(R1)      // clear code from instruction cache
ISYNC          // ensure that ICINVA is finished
MEMW(R1)=R0    // write the new instruction
DCCLEANINVA(R1) // force data out of data cache
SYNCHT        // ensure that it's in memory
JUMPR R1       // can now execute code at R1

```

NOTE The memory-ordering instructions must not be grouped with other instructions in a packet, otherwise the behavior is undefined.

This code sequence differs from the one used in previous processor versions.

5.12 Atomic operations

The Hexagon processor includes an LL/SC (Load Locked / Store Conditional) mechanism to provide the atomic read-modify-write operation that is necessary to implement synchronization primitives such as semaphores and mutexes.

These primitives are used to synchronize the execution of different software programs running concurrently on the Hexagon processor. They can also be used to provide atomic memory support between the Hexagon processor and external blocks.

[Table 5-15](#) describes the atomic instructions.

Table 5-15 Atomic instructions

Syntax	Description
$Rd = \text{memw_locked}(Rs)$	Load locked word. Reserve lock on word at address Rs .
$\text{memw_locked}(Rs, Pd) = Rt$	Store conditional word. If no other atomic operation has been performed at the address (i.e., atomicity is ensured), perform the store to the word at address Rs and return TRUE in Pd ; otherwise return FALSE. TRUE indicates that the LL and SC operations have been performed atomically.
$Rdd = \text{memd_locked}(Rs)$	Load locked doubleword. Reserve lock on doubleword at address Rs .
$\text{memd_locked}(Rs, Pd) = Rtt$	Store conditional doubleword. If no other atomic operation has been performed at the address (i.e., atomicity is ensured), perform the store to the doubleword at address Rs and return TRUE in Pd ; otherwise return FALSE. TRUE indicates that the LL and SC operations have been performed atomically.

Here is the recommended code sequence to acquire a mutex:

```
// assume mutex address is held in R0
// assume R1,R3,P0,P1 are scratch

lockMutex:
R3 = #1
lock_test_spin:
R1 = memw_locked(R0)           // do normal test to wait
P1 = cmp.eq(R1,#0)            // for lock to be available
if (!P1) jump lock_test_spin
memw_locked(R0,P0) = r3       // do store conditional (SC)
if (!P0) jump lock_test_spin // was LL and SC done atomically?
```

Here is the recommended code sequence to release a mutex:

```
// assume mutex address is held in R0
// assume R1 is scratch

R1 = #0
memw(R0) = R1
```

Atomic `memX_locked` operations are supported for external accesses that use the AXI bus and support atomic operations. To perform load-locked operations with external memory, the operating system must define the memory page as uncacheable, otherwise the processor behavior is undefined.

If a load locked operation is performed on an address that does not support atomic operations, the behavior is undefined.

For atomic operations on cacheable memory, the page attributes must be set to cacheable and write-back, otherwise the behavior is undefined. Cacheable memory must be used when threads need to synchronize with each other.

NOTE External `memX_locked` operations are not supported on the AHB bus. If they are performed on the AHB bus, the behavior is undefined.

6 Conditional Execution

The Hexagon processor uses a conditional execution model based on compare instructions that set predicate bits in one of four 8-bit predicate registers (P0-P3). These predicate bits can be used to conditionally execute certain instructions.

Conditional scalar operations examine only the least-significant bit in a predicate register, while conditional vector operations examine multiple bits in the register.

Branch instructions are the main consumers of the predicate registers.

6.1 Scalar predicates

Scalar predicates are 8-bit values which are used in conditional instructions to represent truth values:

- 0xFF represents true
- 0x00 represents false

The Hexagon processor provides the four 8-bit predicate registers P0-P3 to hold scalar predicates ([Section 2.2.5](#)). These registers are assigned values by the predicate-generating instructions, and examined by the predicate-consuming instructions.

6.1.1 Generating scalar predicates

The following instructions generate scalar predicates:

- Compare byte, halfword, word, doubleword
- Compare single- and double-precision floating point
- Classify floating-point value
- Compare bitmask
- Bounds check
- TLB match
- Store conditional

Table 6-1 lists the scalar predicate-generating instructions.

Table 6-1 Scalar predicate-generating instructions

Syntax	Operation
Pd = cmpb.eq(Rs, {Rt, #s8}) Pd = cmph.eq(Rs, {Rt, #s8}) Pd = [!]cmp.eq(Rs, {Rt, #s10}) Pd = cmp.eq(Rss, Rtt) Pd = sfcmp.eq(Rs, Rt) Pd = dfcmp.eq(Rss, Rtt)	Equal (signed). Compare register Rs to Rt or a signed immediate for equality. Assign Pd the resulting truth value.
Pd = cmpb.gt(Rs, {Rt, #s8}) Pd = cmph.gt(Rs, {Rt, #s8}) Pd = [!]cmp.gt(Rs, {Rt, #s10}) Pd = cmp.gt(Rss, Rtt) Pd = sfcmp.gt(Rs, Rt) Pd = dfcmp.gt(Rss, Rtt)	Greater than (signed). Compare register Rs to Rt or a signed immediate for signed greater than. Assign Pd the resulting truth value.
Pd = cmpb.gtu(Rs, {Rt, #u7}) Pd = cmph.gtu(Rs, {Rt, #u7}) Pd = [!]cmp.gtu(Rs, {Rt, #u9}) Pd = cmp.gtu(Rss, Rtt)	Greater than (unsigned). Compare register Rs to Rt or an unsigned immediate for unsigned greater than. Assign Pd the resulting truth value.
Pd = cmp.ge(Rs, #s8) Pd = sfcmp.ge(Rs, Rt) Pd = dfcmp.ge(Rss, Rtt)	Greater than or equal (signed). Compare register Rs to Rt or a signed immediate for signed greater than or equal. Assign Pd the resulting truth value.
Pd = cmp.geu(Rs, #u8)	Greater than or equal (unsigned). Compare register Rs to an unsigned immediate for unsigned greater than or equal. Assign Pd the resulting truth value.
Pd = cmp.lt(Rs, Rt)	Less than (signed). Compare register Rs to Rt for signed less than. Assign Pd the resulting truth value.
Pd = cmp.ltu(Rs, Rt)	Less than (unsigned). Compare register Rs to Rt for unsigned less than. Assign Pd the resulting truth value.

Table 6-1 Scalar predicate-generating instructions (Continued)

Pd = <code>sfcmp.uo(Rs, Rt)</code> Pd = <code>dfcmp.uo(Rss, Rtt)</code>	Unordered (signed). Determine if register Rs or Rt is set to the value NaN. Assign Pd the resulting truth value.
Pd= <code>sfclass(Rs, #u5)</code> Pd= <code>dfclass(Rss, #u5)</code>	Classify value (signed). Determine if register Rs is set to any of the specified classes. Assign Pd the resulting truth value.
Pd = <code>[!]tstbit(Rs, {Rt, #u5})</code>	Test if bit set. Rt or an unsigned immediate specifies a bit position. Test if the bit in Rs that is specified by the bit position is set. Assign Pd the resulting truth value.
Pd = <code>[!]bitsclr(Rs, {Rt, #u6})</code>	Test if bits clear. Rt or an unsigned immediate specifies a bitmask. Test if the bits in Rs that are specified by the bitmask are all clear. Assign Pd the resulting truth value.
Pd = <code>[!]bitsset(Rs, Rt)</code>	Test if bits set. Rt specifies a bitmask. Test if the bits in Rs that are specified by the bitmask are all set. Assign Pd the resulting truth value.
<code>memw_locked(Rs, Pd) = Rt</code> <code>memd_locked(Rs, Pd) = Rtt</code>	Store conditional. If no other atomic operation has been performed at the address (i.e., atomicity is ensured), perform the store to the word at address Rs. Assign Pd the resulting truth value.
Pd = <code>boundscheck(Rs, Rtt)</code>	Bounds check. Determine if Rs falls in the numeric range defined by Rtt. Assign Pd the resulting truth value.
Pd = <code>tlbmatch(Rss, Rt)</code>	Determine if TLB entry in Rss matches the ASID:PPN specified in Rt. Assign Pd the resulting truth value.

NOTE One of the compare instructions (`cmp.eq`) includes a variant which stores a binary predicate value (0 or 1) in a general register not a predicate register.

6.1.2 Consuming scalar predicates

Certain instructions can be conditionally executed based on the value of a scalar predicate (or alternatively specify a scalar predicate as an input to their operation).

The conditional instructions that consume scalar predicates examine only the least-significant bit of the predicate value. In the simplest case, this bit value directly determines whether the instruction is executed:

- 1 indicates that the instruction is executed
- 0 indicates that the instruction is not executed

If a conditional instruction includes the operator `!` in its predicate expression, the logical negation of the bit value determines whether the instruction is executed.

Conditional instructions are expressed in assembly language with the instruction prefix “`if (pred_expr)`”, where `pred_expr` specifies the predicate expression. For example:

```
if (P0) jump target           // jump if P0 is true
if (!P2) R2 = R5             // assign register if !P2 is true
if (P1) R0 = sub(R2,R3)      // conditionally subtract if P1
if (P2) R0 = memw(R2)        // conditionally load word if P2
```

The following instructions can be used as conditional instructions:

- Jumps and calls ([Section 7.3](#))
- Many load and store instructions ([Section 5.9](#))
- Logical instructions (including AND/OR/XOR)
- Shift halfword
- 32-bit add/subtract by register or short immediate
- Sign and zero extend
- 32-bit register transfer and 64-bit combine word
- Register transfer immediate
- Deallocate frame and return

When a conditional load or store is executed and the predicate expression is false, the instruction is cancelled (including any exceptions that might occur). For example, if a conditional load uses an address with a memory permission violation, and the predicate expression is false, the load does not execute and the exception is not raised.

The `mux` instruction accepts a predicate as one of its basic operands:

```
Rd = mux(Ps, Rs, Rt)
```

`mux` selects either `Rs` or `Rt` based on the least significant bit in `Ps`. If the least-significant bit in `Ps` is a 1, `Rd` is set to `Rs`, otherwise it is set to `Rt`.

6.1.3 Auto-AND predicates

If multiple compare instructions in a packet write to the same predicate register, the result is the logical AND of the individual compare results. For example:

```
{
P0 = cmp(A)                // if A && B then jump
P0 = cmp(B)
if (P0.new) jump:T taken_path
}
```

To perform the corresponding OR operation, the following instructions can be used to compute the negation of an existing compare (using De Morgan's law):

- Pd = !cmp.{eq,gt}(Rs, {#s10,Rt})
- Pd = !cmp.gtu(Rs, {#u9,Rt})
- Pd = !tstbit(Rs, {#u5,Rt})
- Pd = !bitsclr(Rs, {#u6,Rt})
- Pd = !bitsset(Rs,Rt)

Auto-AND predicates have the following restrictions:

- If a packet contains `endloopN`, it cannot perform an auto-AND with predicate register P3.
- If a packet contains a register transfer from a general register to a predicate register, no other instruction in the packet can write to the same predicate register. (As a result, a register transfer to P3:0 or C5:4 cannot be grouped with any other predicate-writing instruction.)
- The instructions `spNloop0`, `decbin`, `tlbmatch`, `memw_locked`, `memd_locked`, `add:carry`, `sub:carry`, `sfcmp`, and `dfcmp` cannot be grouped with another instruction that sets the same predicate register.

NOTE A register transfer from a predicate register to a predicate register has the same auto-AND behavior as a compare instruction.

6.1.4 Dot-new predicates

The Hexagon processor can generate and use a scalar predicate in the same instruction packet (Section 3.3). This feature is expressed in assembly language by appending the suffix “.new” to the specified predicate register. For example:

```
if (P0.new) R3 = memw(R4)
```

To see how dot-new predicates are used, consider the following C statement and the corresponding assembly code that is generated from it by the compiler:

C statement

```
if (R2 == 4)
  R3 = *R4;
else
  R5 = 5;
```

Assembly code

```
{
P0 = cmp.eq(R2,#4)
if (P0.new) R3 = memw(R4)
if (!P0.new) R5 = #5
}
```

In the assembly code a scalar predicate is generated and then consumed twice within the same instruction packet.

The following conditions apply to using dot-new predicates:

- The predicate must be generated by an instruction in the same packet. The assembler normally enforces this restriction, but if the processor executes a packet that violates this restriction, the execution result is undefined.
- A single packet can contain both the dot-new and normal forms of predicates. The normal form examines the old value in the predicate register, rather than the newly-generated value. For example:

```
{
P0 = cmp.eq(R2,#4)
if (P0.new) R3 = memw(R4) // use newly-generated P0 value
if (P0) R5 = #5 // use previous P0 value
}
```

6.1.5 Dependency constraints

Two instructions in an instruction packet should not write to the same destination register (Section 3.3.5). An exception to this rule is if the two instructions are conditional, and only one of them ever has the predicate expression value `true` when the packet is executed.

For example, the following packet is valid as long as `P2` and `P3` never both evaluate to `true` when the packet is executed:

```
{
  if (P2) R3 = #4      // P2, P3, or both must be false
  if (P3) R3 = #7
}
```

Because predicate values change at runtime, the programmer is responsible for ensuring that such packets are always valid during program execution. If they are invalid, the processor takes the following actions:

- When writing to general registers, an error exception is raised.
- When writing to predicate or control registers, the result is undefined.

6.2 Vector predicates

The predicate registers are also used for conditional vector operations. Unlike scalar predicates, vector predicates contain multiple truth values which are generated by vector predicate-generating operations.

For example, a vector compare instruction compares each element of a vector and assigns the compare results to a predicate register. Each bit in the predicate vector contains a truth value indicating the outcome of a separate compare performed by the vector instruction.

The vector `mux` instruction uses a vector predicate to selectively merge elements from two separate vectors into a single destination vector. This operation is useful for enabling the vectorization of loops with control flow (i.e., branches).

The vector instructions that use predicates are described in the following sections.

6.2.1 Vector compare

A vector compare instruction inputs two 64-bit vectors, performs separate compares for each pair of vector elements, and generates a predicate value which contains a bit vector of truth values.

Figure 6-1 shows an example of a vector byte compare.

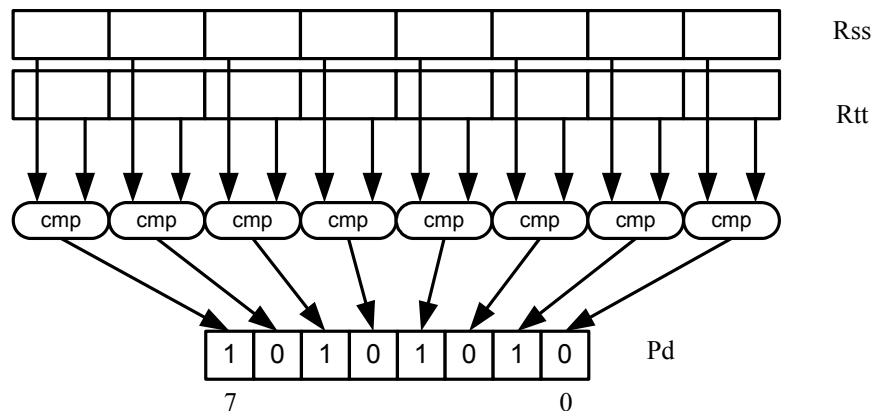


Figure 6-1 Vector byte compare

In Figure 6-1 two 64-bit vectors of bytes (contained in Rss and Rtt) are being compared. The result is assigned as a vector predicate to the destination register Pd.

In the example vector predicate shown in Figure 6-1, note that every other compare result in the predicate is true (i.e., 1).

Figure 6-2 shows how a vector halfword compare generates a vector predicate.

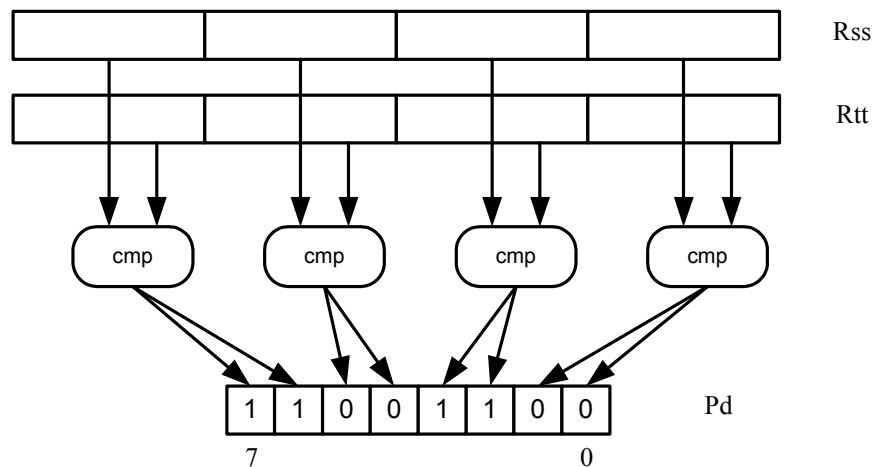


Figure 6-2 Vector halfword compare

In Figure 6-2 two 64-bit vectors of halfwords are being compared. The result is assigned as a vector predicate to the destination register Pd.

Because a vector halfword compare yields only four truth values, each truth value is encoded as two bits in the generated vector predicate.

6.2.2 Vector mux instruction

A vector mux instruction is used to conditionally select the elements from two vectors. The instruction takes as input two source vectors and a predicate register. For each byte in the vector, the corresponding bit in the predicate register is used to choose from one of the two input vectors. The combined result is written to the destination register.

Figure 6-3 shows the operation of the vector mux instruction.

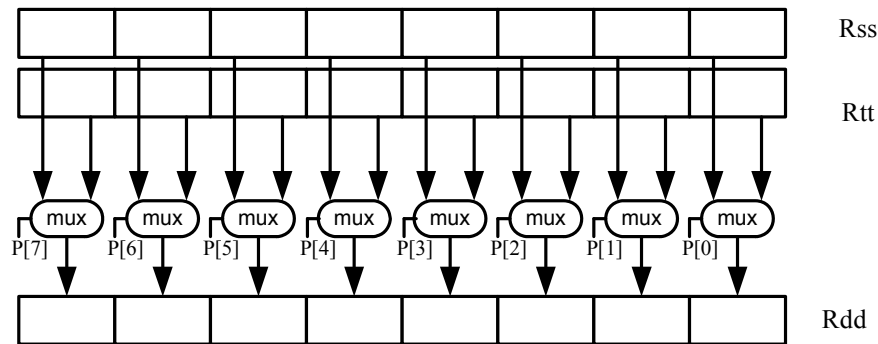


Figure 6-3 Vector mux instruction

Table 6-2 defines the vector mux instruction.

Table 6-2 Vector mux instruction

Syntax	Operation
$Rdd = vmux(Ps, Rss, Rtt)$	Select bytes from Rss and Rtt

Changing the order of the source operands in a mux instruction enables both senses of the result to be formed. For example:

```
R1:0 = vmux(P0, R3:2, R5:4) // choose bytes from R3:2 if true
R1:0 = vmux(P0, R5:4, R3:2) // choose bytes from R3:2 if false
```

NOTE By replicating the predicate bits generated by word or halfword compares, the vector mux instruction can be used to select words or halfwords.

6.2.3 Using vector conditionals

Vector conditional support is used to vectorize loops with conditional statements.

Consider the following C statement:

```
for (i=0; i<8; i++) {  
  if (A[i]) {  
    B[i] = C[i];  
  }  
}
```

Assuming arrays of bytes, this code can be vectorized as follows:

```
R1:0 = memd(R_A)           // R1:0 holds A[7]-A[0]  
R3 = #0                    // clear R3:2  
R2 = #0  
P0 = vcmpb.eq(R1:0,R3:2)   // compare bytes in A to zero  
R5:4 = memd(R_B)           // R5:4 holds B[7]-B[0]  
R7:6 = memd(R_C)           // R7:6 holds C[7]-C[0]  
R3:2 = vmux(P0,R7:6,R5:4) // if (A[i]) B[i]=C[i]  
memd(R_B) = R3:2           // store B[7]-B[0]
```

6.3 Predicate operations

The Hexagon processor provides a set of operations for manipulating and moving predicate registers.

Table 6-3 lists the predicate register instructions.

Table 6-3 Predicate register instructions

Syntax	Operation
$Pd = Ps$	Transfer predicate Ps to Pd
$Pd = Rs$	Transfer register Rs to predicate Pd
$Rd = Ps$	Transfer predicate Ps to register Rd
$Pd = \text{and}(Ps, [!]Pt)$	Set Pd to bitwise AND of Ps and [NOT] Pt
$Pd = \text{or}(Ps, [!]Pt)$	Set Pd to bitwise OR of Ps and [NOT] Pt
$Pd = \text{and}(Ps, \text{and}(Pt, [!]Pu))$	Set Pd to AND of Ps and (AND of Pt and [NOT] Pu)
$Pd = \text{and}(Ps, \text{or}(Pt, [!]Pu))$	Set Pd to AND of Ps and (OR of Pt and [NOT] Pu)
$Pd = \text{or}(Ps, \text{and}(Pt, [!]Pu))$	Set Pd to OR of Ps and (AND of Pt and [NOT] Pu)
$Pd = \text{or}(Ps, \text{or}(Pt, [!]Pu))$	Set Pd to OR of Ps and (OR of Pt and [NOT] Pu)
$Pd = \text{not}(Ps)$	Set Pd to bitwise inversion of Ps
$Pd = \text{xor}(Ps, Pt)$	Set Pd to bitwise exclusive OR of Ps and Pt
$Pd = \text{any8}(Ps)$	Set Pd to 0xFF if any bit in Ps is 1, 0x00 otherwise
$Pd = \text{all8}(Ps)$	Set Pd to 0x00 if any bit in Ps is 0, 0xFF otherwise

NOTE These instructions belong to instruction class CR.

Predicate registers can be transferred to and from the general registers either individually or as register quadruples ([Section 2.2.5](#)).

7 Program Flow

The Hexagon processor supports the following program flow facilities:

- Conditional instructions
- Hardware loops
- Software branches
- Pauses
- Exceptions

Software branches include jumps, calls, and returns. Several types of jumps are supported:

- Speculative jumps
- Compare jumps
- Register transfer jumps
- Dual jumps

7.1 Conditional instructions

Many Hexagon processor instructions can be conditionally executed. For example:

```
if (P0) R0 = memw(R2)    // conditionally load word if P0
if (!P1) jump label     // conditionally jump if not P1
```

The following instructions can be specified as conditional:

- Jumps and calls
- Many load and store instructions
- Logical instructions (including AND/OR/XOR)
- Shift halfword
- 32-bit add/subtract by register or short immediate
- Sign and zero extend
- 32-bit register transfer and 64-bit combine word
- Register transfer immediate
- Deallocate frame and return

For more information, see [Section 5.9](#) and [Chapter 6](#).

7.2 Hardware loops

The Hexagon processor includes *hardware loop* instructions which can perform loop branches with zero overhead. For example:

```
loop0(start,#3)           // loop 3 times
start:
  { R0 = mpyi(R0,R0) } :endloop0
```

Two sets of hardware loop instructions are provided – `loop0` and `loop1` – to enable hardware loops to be nested one level deep. For example:

```
// Sum the rows of a 100x200 matrix.

loop1(outer_start,#100)
outer_start:
  R0 = #0
  loop0(inner_start,#200)
inner_start:
  R3 = memw(R1++#4)
  { R0 = add(R0,R3) } :endloop0
  { memw(R2++#4) = R0 } :endloop1
```

The hardware loop instructions are used as follows:

- For non-nested loops, `loop0` is used.
- For nested loops, `loop0` is used for the inner loop, and `loop1` for the outer loop.

NOTE If a program needs to create loops nested more than one level deep, the two innermost loops can be implemented as hardware loops, with the remaining outer loops implemented as software branches.

Each hardware loop is associated with a pair of dedicated loop registers:

- The *loop start address* register `SAn` is set to the address of the first instruction in the loop (which is typically expressed in assembly language as a label).
- The *loop count* register `LCn` is set to a 32-bit unsigned value which specifies the number of loop iterations to perform. When the PC reaches the end of the loop, `LCn` is examined to determine whether the loop should repeat or exit.

The hardware loop setup instruction sets both of these registers at once – typically there is no need to set them individually. However, because the loop registers completely specify the hardware loop state, they can be saved and restored (either automatically by a processor interrupt or manually by the programmer), enabling a suspended hardware loop to be resumed normally once its loop registers are reloaded with the saved values.

The Hexagon processor provides two sets of loop registers for the two hardware loops:

- `SA0` and `LC0` are used by `loop0`
- `SA1` and `LC1` are used by `loop1`

Table 7-1 lists the hardware loop instructions.

Table 7-1 Loop instructions

Syntax	Description
loopN(start, Rs)	Hardware loop with register loop count. Set registers SAn and LCn for hardware loop N: <ul style="list-style-type: none"> SA_n is assigned the specified start address of the loop. LC_n is assigned the value of general register Rs. NOTE - The loop start operand is encoded as a PC-relative immediate value.
loopN(start, #count)	Hardware loop with immediate loop count. Set registers SAn and LCn for hardware loop N: <ul style="list-style-type: none"> SA_n is assigned the specified start address of the loop. LC_n is assigned the specified immediate value (0-1023). NOTE - The loop start operand is encoded as a PC-relative immediate value.
:endloopN	Hardware loop end instruction. Performs the following operation: if (LC _n > 1) {PC = SA _n ; LC _n = LC _n -1} <p>NOTE: This instruction appears in assembly as a suffix appended to the last packet in the loop. It is encoded in the last packet.</p>
SA _n = Rs	Set loop start address to general register Rs
LC _n = Rs	Set loop count to general register Rs

NOTE The loop instructions are assigned to instruction class CR.

7.2.1 Loop setup

To set up a hardware loop, the loop registers SA_n and LC_n must be set to the proper values. This can be done in two ways:

- A loopN instruction
- Register transfers to SA_n and LC_n

The loopN instruction performs all the work of setting SA_n and LC_n. For example:

```
loop0(start,#3)           // SA0=&start, LC0=3
start:
  { R0 = mpyi(R0,R0) } :endloop0
```

In this example the hardware loop (consisting of a single multiply instruction) is executed three times. The loop0 instruction sets register SA0 to the address value of label start, and LC0 to 3.

Loop counts are limited to the range 0-1023 when they are expressed as immediate values in `loopN`. If the desired loop count exceeds this range, it must be specified as a register value. For example:

Using `loopN`:

```
R1 = #20000;
loop0(start,R1)           // LC0=20000, SA0=&start
start:
  { R0 = mpyi(R0,R0) } :endloop0
```

Using register transfers:

```
R1 = #20000
LC0 = R1                 // LC0=20000
R1 = #start
SA0 = R1                 // SA0=&start
start:
  { R0 = mpyi(R0,R0) } :endloop0
```

If a `loopN` instruction is located too far from its loop start address, the PC-relative offset value that is used to specify the start address can exceed the maximum range of the instruction's start-address operand. If this occurs, either move the `loopN` instruction closer to the loop start, or specify the loop start address as a 32-bit constant ([Section 10.9](#)). For example:

Using 32-bit constants:

```
R1 = #20000;
loop0(##start,R1)       // LC0=20000, SA0=&start
...
```

7.2.2 Loop end

The loop end instruction indicates the last packet in a hardware loop. It is expressed in assembly language by appending the packet with the symbol “`:endloopN`”, where `N` specifies the hardware loop (0 or 1). For example:

```
loop0(start,#3)
start:
  { R0 = mpyi(R0,R0) } :endloop0 // last packet in loop
```

The last instruction in the loop must always be expressed in assembly language as a packet (using curly braces), even if it is the only instruction in the packet.

Nested hardware loops can specify the same instruction as the end of both the inner and outer loops. For example:

```
// Sum the rows of a 100x200 matrix.
// Software pipeline the outer loop.

    p0 = cmp.gt(R0,R0)           // p0 = false
    loop1(outer_start,#100)
outer_start:
    { if (p0) memw(R2++#4) = R0
      p0 = cmp.eq(R0,R0)         // p0 = true
      R0 = #0
      loop0(inner_start,#200) }
inner_start:
    R3 = memw(R1++#4)
    { R0 = add(R0,R3) } :endloop0:endloop1
    memw(R2++#4) = R0
```

Though `endloopN` behaves like a regular instruction (by implementing the loop test and branch), note that it does not execute in any instruction slot, and does not count as an instruction in the packet. Therefore a single instruction packet which is marked as a loop end can perform up to six operations:

- Four regular instructions (the normal limit for an instruction packet)
- The `endloop0` test and branch
- The `endloop1` test and branch

NOTE The `endloopN` instruction is encoded in the instruction packet ([Section 10.6](#)).

7.2.3 Loop execution

After a hardware loop is set up, the loop body always executes at least once regardless of the specified loop count (because the loop count is not examined until the last instruction in the loop). Therefore, if a loop needs to be optionally executed zero times, it must be preceded with an explicit conditional branch. For example:

```
    loop0(start,R1)
    P0 = cmp.eq(R1,#0)
    if (P0) jump skip
start:
    { R0 = mpyi(R0,R0) } :endloop0
skip:
```

In this example a hardware loop is set up with the loop count in R1, but if the value in R1 is zero a software branch skips over the loop body.

After the loop end instruction of a hardware loop is executed, the Hexagon processor examines the value in the corresponding loop count register:

- If the value is greater than 1, the processor decrements the loop count register and performs a zero-cycle branch to the loop start address.
- If the value is less than or equal to 1, the processor resumes program execution at the instruction immediately following the loop end instruction.

NOTE Because nested hardware loops can share the same loop end instruction, the processor may examine both loop count registers in a single operation.

7.2.4 Pipelined hardware loops

Software pipelined loops are common for VLIW architectures such as the Hexagon processor. They offer increased code performance in loops by overlapping multiple loop iterations.

A software pipeline has three sections:

- A *prologue* in which the loop is primed
- A *kernel* (or steady-state) portion
- An *epilogue* which drains the pipeline

This is best illustrated with a simple example, as shown in [Table 7-2](#).

Table 7-2 Software pipelined loop

<pre> int foo(int *A, int *result) { int i; for (i=0;i<100;i++) { result[i]= A[i]*A[i]; } } </pre>
<pre> foo: { R3 = R1 loop0(.kernel,#98) // Decrease loop count by 2 } R1 = memw(R0++#4) // 1st prologue stage R1 = memw(R0++#4) // 2nd prologue stage R2 = mpyi(R1,R1) } .falign .kernel: { R1 = memw(R0++#4) // kernel R2 = mpyi(R1,R1) memw(R3++#4) = R2 }:endloop0 { R2 = mpyi(R1,R1) // 1st epilogue stage memw(R3++#4) = R2 } memw(R3++#4) = R2 // 2nd epilogue stage jumpr lr </pre>

In [Table 7-2](#) the kernel section of the pipelined loop performs three iterations of the loop in parallel:

- The load for iteration N+2
- The multiply for iteration N+1
- The store for iteration N

One drawback to software pipelining is the extra code necessary for the prologue and epilogue sections of a pipelined loop.

To address this issue the Hexagon processor provides the `spNloop0` instruction, where the “N” in the instruction name indicates a digit in the range 1-3. For example:

```
P3 = sp2loop0(start,#10)    // Set up pipelined loop
```

`spNloop0` is a variant of the `loop0` instruction: it sets up a normal hardware loop using `SA0` and `LC0`, but also performs the following additional operations:

- When the `spNloop0` instruction is executed, it assigns the truth value `false` to the predicate register `P3`.
- After the associated loop has executed `N` times, `P3` is automatically set to `true`.

This feature (which is known as *automatic predicate control*) enables the store instructions in the kernel section of a pipelined loop to be conditionally executed by `P3` and thus – because of the way `spNloop0` controls `P3` – not be executed during the pipeline warm-up. This can reduce the code size of many software pipelined loops by eliminating the need for prologue code.

`spNloop0` cannot be used to eliminate the epilogue code from a pipelined loop; however, in some cases it is possible to do this through the use of programming techniques.

Typically, the issue affecting the removal of epilogue code is *load safety*. If the kernel section of a pipelined loop can safely access past the end of its arrays – either because it is known to be safe, or because the arrays have been padded at the end – then epilogue code is unnecessary. However, if load safety cannot be ensured, then explicit epilogue code is required to drain the software pipeline.

Table 7-3 shows how `spNloop0` and load safety simplify the code shown in Table 7-2.

Table 7-3 Software pipelined loop (using `spNloop0`)

<pre>int foo(int *A, int *result) { int i; for (i=0;i<100;i++) { result[i]= A[i]*A[i]; } }</pre>
<pre>foo: { // load safety assumed P3 = sp2loop0(.kernel,#102) // set up pipelined loop R3 = R1 } .falign .kernel: { R1 = memw(R0++#4) // kernel R2 = mpyi(R1,R1) if (P3) memw(R3++#4) = R2 }:endloop0 jumpr lr</pre>

NOTE The count value that `spNloop0` uses to control the `P3` setting is stored in the user status register `USR.LPCFG`.

7.2.5 Loop restrictions

Hardware loops have the following restrictions:

- The loop setup packet in `loopN` or `spNloop0` (Section 7.2.4) cannot contain a speculative indirect jump, new-value compare jump, or `dealloc_return`.
- The last packet in a hardware loop cannot contain any program flow instructions (including jumps or calls).
- The loop end packet in `loop0` cannot contain any instruction that changes `SA0` or `LC0`. Similarly, the loop end packet in `loop1` cannot contain any instruction that changes `SA1` or `LC1`.
- The loop end packet in `spNloop0` cannot contain any instruction that changes `P3`.

NOTE `SA1` and `LC1` can be changed at the end of `loop0`, while `SA0` and `LC0` can be changed at the end of `loop1`.

7.3 Software branches

Unlike hardware loops, *software branches* use an explicit instruction to perform a branch operation. Software branches include the following instructions:

- Jumps
- Calls
- Returns

The target address for branch instructions can be specified as register indirect or PC-relative offsets. PC-relative offsets are normally less than 32 bits, but can be specified as 32 bits by using the appropriate syntax in the target operand (Section 7.3.4).

Branch instructions can be unconditional or conditional, with the execution of conditional instructions controlled by a predicate expression.

Table 7-4 summarizes the software branch instructions.

Table 7-4 Software branch instructions

Syntax	Operation
[if (pred_expr)] jump label [if (pred_expr)] jumpr Rs	Branch to address specified by register Rs or PC-relative offset. Can be conditionally executed.
[if (pred_expr)] call label [if (pred_expr)] callr Rs	Branch to address specified by register Rs or PC-relative offset. Store subroutine return address in link register LR. Can be conditionally executed.
[if (pred_expr)] jumpr LR	Branch to subroutine return address contained in link register LR. Can be conditionally executed.

7.3.1 Jumps

Jump instructions change the program flow to a target address which can be specified by either a register or a PC-relative immediate value. Jump instructions can be conditional based on the value of a predicate expression.

Table 7-5 lists the jump instructions.

Table 7-5 Jump instructions

Syntax	Operation
jump label	Direct jump. Branch to address specified by label. Label is encoded as PC-relative signed immediate value.
jumpr Rs	Indirect jump. Branch to address contained in general register Rs.
if ([!] <i>Ps</i>) jump label if ([!] <i>Ps</i>) jumpr Rs	Conditional jump. Perform jump if predicate expression evaluates to true.

NOTE Conditional jumps can be specified as speculative ([Section 7.4](#)).

7.3.2 Calls

Call instructions are used to jump to subroutines. The instruction performs a jump to the target address and also stores the return address in the link register LR.

The forms of call are functionally similar to jump instructions and include both PC-relative and register indirect in both unconditional and conditional forms.

Table 7-6 lists the call instructions.

Table 7-6 Call instructions

Syntax	Operation
call label	Direct subroutine call. Branch to address specified by label, and store return address in register LR. Label is encoded as PC-relative signed immediate value.
callr Rs	Indirect subroutine call. Branch to address contained in general register Rs, and store return address in register LR.
if ([!] <i>Ps</i>) call label if ([!] <i>Ps</i>) callr Rs	Conditional call. If predicate expression evaluates to true, perform subroutine call to specified target address.

7.3.3 Returns

Return instructions are used to return from a subroutine. The instruction performs an indirect jump to the subroutine return address stored in link register LR.

Returns are implemented as jump register indirect instructions, and support both unconditional and conditional forms.

Table 7-7 lists the return instructions.

Table 7-7 Return instructions

Syntax	Operation
<code>jumpr LR</code>	Subroutine return. Branch to subroutine return address contained in link register LR.
<code>if ([!]Ps) jumpr LR</code>	Conditional subroutine return. If predicate expression evaluates to true, perform subroutine return to specified target address.
<code>dealloc_return</code>	Subroutine return with stack frame deallocate. Perform <code>deallocframe</code> operation (Section 8.5) and then perform subroutine return to the target address loaded by <code>deallocframe</code> from the link register.
<code>if ([!]Ps) dealloc_return</code>	Conditional subroutine return with stack frame deallocate. If predicate expression evaluates to true, perform <code>deallocframe</code> and then subroutine return to the target address loaded by <code>deallocframe</code> from the link register.

NOTE The link register LR is an alias of general register R31. Therefore subroutine returns can be performed with the instruction `jumpr R31`.

The conditional subroutine returns (including `dealloc_return`) can be specified as speculative (Section 7.4).

7.3.4 Extended branches

When a `jump` or `call` instruction specifies a PC-relative offset as the branch target, the offset value is normally encoded in significantly less than 32 bits. This can limit the ability for programs to specify “long” branches which span a large range of the processor’s memory address space.

To support long branches, the `jump` and `call` instructions have special versions which encode a full 32-bit value as the PC-relative offset.

NOTE Such instructions use an extra word to store the 32-bit offset ([Section 10.9](#)).

The size of a PC-relative branch offset is expressed in assembly language by optionally prefixing the target label with the symbol “##” or “#”:

- “##” specifies that the assembler *must* use a 32-bit offset
- “#” specifies that the assembler must *not* use a 32-bit offset
- No “#” specifies that the assembler use a 32-bit offset only if necessary

For example:

```
jump ##label    // 32-bit offset
call #label     // non 32-bit offset
jump label      // offset size determined by assembler
```

7.3.5 Branches to and from packets

Instruction packets are atomic: even if they contain multiple instructions, they can be referenced only by the address of the first instruction in the packet. Therefore, branches to a packet can target only the packet’s first instruction.

Packets can contain up to two branches ([Section 7.7](#)). The branch destination can target the current packet or the beginning of another packet.

A branch does not interrupt the execution of the current packet: all the instructions in the packet are executed, even if they appear in the assembly source after the branch instruction.

If a packet is at the end of a hardware loop, it cannot contain a branch instruction.

7.4 Speculative jumps

Conditional instructions normally depend on predicates that are generated in a previous instruction packet. However, dot-new predicates (Section 6.1.4) enable conditional instructions to use a predicate generated in the same packet that contains the conditional instruction.

When dot-new predicates are used with a conditional jump, the resulting instruction is called a *speculative jump*. For example:

```
{
  P0 = cmp.eq(R9,#16)           // single-packet compare-and-jump
  IF (P0.new) jumpr:t R11      // ... enabled by use of P0.new
}
```

Speculative jumps require the programmer to specify a *direction hint* in the jump instruction, which indicates whether the conditional jump is expected to be taken or not.

The hint is used to initialize the Hexagon processor's dynamic branch predictor. Whenever the predictor is wrong, the speculative jump instruction takes two cycles to execute instead of one (due to a pipeline stall).

Hints can improve program performance by indicating how speculative jumps are expected to execute over the course of a program: the more often the specified hint indicates how the instruction actually executes, the better the performance.

Hints are expressed in assembly language by appending the suffix “:t” or “:nt” to the jump instruction symbol. For example:

- jump:t – The jump instruction will most often be taken
- jump:nt – The jump instruction will most often be not taken

In addition to dot-new predicates, speculative jumps also accept conditional arithmetic expressions (=0, !=0, >=0, <=0) involving the general register R_S .

Table 7-8 lists the speculative jump instructions.

Table 7-8 Speculative jump instructions

Syntax	Operation
if ([!]Ps.new) jump:t label if ([!]Ps.new) jump:nt label	Speculative direct jump. If predicate expression evaluates to true, jump to address specified by label.
if ([!]Ps.new) jumpr:t Rs if ([!]Ps.new) jumpr:nt Rs	Speculative indirect jump. If predicate expression evaluates to true, jump to address in register Rs.
if (Rs == #0) jump:t label if (Rs == #0) jump:nt label	Speculative direct jump. If predicate Rs = 0 is true, jump to address specified by label.
if (Rs != #0) jump:t label if (Rs != #0) jump:nt label	Speculative direct jump. If predicate Rs != 0 is true, jump to address specified by label.

Table 7-8 Speculative jump instructions (Continued)

Syntax	Operation
if (Rs >= #0) jump:t label if (Rs >= #0) jump:nt label	Speculative direct jump. If predicate Rs >= 0 is true, jump to address specified by label.
if (Rs <= #0) jump:t label if (Rs <= #0) jump:nt label	Speculative direct jump. If predicate Rs <= 0 is true, jump to address specified by label.

NOTE The hints :t and :nt interact with the predicate value to determine the instruction cycle count.

Speculative indirect jumps are not supported with register *RS* predicates.

7.5 Compare jumps

To reduce code size the Hexagon processor supports a compound instruction which combines a compare with a speculative jump in a single 32-bit instruction.

For example:

```
{
  p0 = cmp.eq (R2,R5)           // single-instr compare-and-jump
  if (p0.new) jump:nt target    // enabled by compound instr
}
```

The register operands used in a compare jump are limited to R0-R7 or R16-R23 (Table 10-3).

The compare and jump instructions that can be used in a compare jump are limited to the instructions listed in Table 7-9. The compare can use predicate P0 or P1, while the jump must specify the same predicate that is set in the compare.

A compare jump instruction is expressed in assembly source as two independent compare and jump instructions in a packet. The assembler translates the two instructions into a single compound instruction.

Table 7-9 Compare jump instructions

Compare Instruction	Jump Instruction
Pd = cmp.eq (Rs, Rt)	IF (Pd.new) jump:t label
Pd = cmp.gt (Rs, Rt)	IF (Pd.new) jump:nt label
Pd = cmp.gtu (Rs, Rt)	IF (!Pd.new) jump:t label
Pd = cmp.eq (Rs,#U5)	IF (!Pd.new) jump:nt label
Pd = cmp.gt (Rs,#U5)	
Pd = cmp.gtu (Rs,#U5)	
Pd = cmp.eq (Rs,#-1)	
Pd = cmp.gt (Rs,#-1)	
Pd = tstbit (Rs, #0)	

7.5.1 New-value compare jumps

A compare jump instruction can access a register that is assigned a new value in the same instruction packet ([Section 3.3](#)). This feature is expressed in assembly language by the following changes:

- Appending the suffix “.new” to the new-value register in the compare
- Rewriting the compare jump so its constituent compare and jump operations appear as a single conditional instruction

For example:

```
// load-compare-and-jump packet enabled by new-value compare jump
{
R0 = memw(R2+#8)
if (cmp.eq(R0.new,#0)) jump:nt target
}
```

New-value compare jump instructions have the following restrictions:

- They are limited to the instruction forms listed in [Table 7-10](#).
- They cannot be combined with another jump instruction in the same packet.
- If an instruction produces a 64-bit result or performs a floating-point operation ([Section 1.3.4](#)), its result registers cannot be used as the new-value register.
- If an instruction uses auto-increment or absolute-set addressing mode ([Section 5.8](#)), its address register cannot be used as the new-value register.
- If the instruction that sets a new-value register is conditional ([Section 6.1.2](#)), it must always be executed.

If the specified jump direction hint is wrong ([Section 7.4](#)), a new-value compare jump takes three cycles to execute instead of one. While this penalty is one cycle longer than in a regular speculative jump, the overall performance is still better than using a regular speculative jump (which must execute an extra packet in all cases).

NOTE New-value compare jump instructions are assigned to instruction class *NV*, which can execute only in Slot 0. The instruction that assigns the new value must execute in Slot 1, 2, or 3.

Table 7-10 New-value compare jump instructions

<pre>if ([!]cmp.eq (Rs.new, Rt)) jump:[hint] label if ([!]cmp.gt (Rs.new, Rt)) jump:[hint] label if ([!]cmp.gtu (Rs.new, Rt)) jump:[hint] label</pre>
<pre>if ([!]cmp.gt (Rs, Rt.new)) jump:[hint] label if ([!]cmp.gtu (Rs, Rt.new)) jump:[hint] label</pre>
<pre>if ([!]cmp.eq (Rs.new, #u5)) jump:[hint] label if ([!]cmp.gt (Rs.new, #u5)) jump:[hint] label if ([!]cmp.gtu (Rs.new, #u5)) jump:[hint] label</pre>
<pre>if ([!]cmp.eq (Rs.new, #-1)) jump:[hint] label if ([!]cmp.gt (Rs.new, #-1)) jump:[hint] label</pre>
<pre>if ([!]tstbit (Rs.new, #0)) jump:[hint] label</pre>

7.6 Register transfer jumps

To reduce code size the Hexagon processor supports a compound instruction which combines a register transfer with an unconditional jump in a single 32-bit instruction.

For example:

```
{
jump target      // jump to label "target"
R1 = R2          // assign contents of reg R2 to R1
}
```

The source and target register operands in the register transfer are limited to R0-R7 or R16-R23 (Table 10-3).

The target address in the jump is a scaled 9-bit PC-relative address value (as opposed to the 22-bit value in the regular unconditional jump instruction).

A register transfer jump instruction is expressed in assembly source as two independent instructions in a packet. The assembler translates the instructions into a single compound instruction.

Table 7-11 lists the register transfer jump instructions.

Table 7-11 Register transfer jump instructions

Syntax	Operation
jump label; Rd=Rs	Register transfer jump. Perform register transfer and branch to address specified by label. Label is encoded as PC-relative 9-bit signed immediate value.
jump label; Rd=#u6	Register transfer immediate jump. Perform register transfer (of 6-bit unsigned immediate value) and branch to address specified by label. Label is encoded as PC-relative 9-bit signed immediate value.

7.7 Dual jumps

Two software branch instructions (referred to here as “jumps”) can appear in the same instruction packet, under the conditions listed in Table 7-12.

The first jump is defined as the jump instruction at the lower address, and the second jump as the jump instruction at the higher address.

Unlike most packetized operations, dual jumps are not executed in parallel (Section 3.3.1). Instead, the two jumps are processed in a well-defined order in a packet:

1. The predicate in the first jump is evaluated.
2. If the first jump is taken, the second jump is ignored.
3. If the first jump is not taken, the second jump is performed.

Table 7-12 Dual jump instructions

Instruction	Description	First jump in packet?	Second jump in packet?
jump	Direct jump	No	Yes
if ([!]Ps[.new]) jump	Conditional jump	Yes	Yes
call if ([!]Ps) call	Direct calls	No	Yes
Pd=cmp.xx ; if ([!]Pd.new) jump	Compare jump	Yes	Yes

Table 7-12 Dual jump instructions

Instruction	Description	First jump in packet?	Second jump in packet?
if ([!]cmp.xx(Rs.new, Rt)) jump	New-value compare jump	No	No
jump _r if ([!]Ps[.new]) jump _r call _r if ([!]Ps) call _r dealloc_return if ([!]Ps[.new]) dealloc_return	Indirect jumps Indirect calls dealloc_return	No	No
endloopN	Hardware loop end	No	No

NOTE If a call is ignored in a dual jump, the link register LR is not changed.

7.8 Hint indirect jump target

Because it obtains the jump target address from a register, the `jumpr` instruction (Section 7.3.1) normally causes the processor to stall for one cycle.

To avoid the stall penalty caused by a `jumpr` instruction, the Hexagon processor supports the jump hint instruction `hintjr`, which can be specified before the `jumpr` instruction.

The `hintjr` instruction indicates that the program is about to execute a `jumpr` to the address contained in the specified register.

Table 7-13 lists the speculative jump instructions.

Table 7-13 Jump hint instruction

Syntax	Operation
hintj _r (Rs)	Inform processor that <code>jump_r (Rs)</code> instruction is about to be performed.

NOTE In order to prevent a stall, the `hintjr` instruction must be executed at least 2 packets before the corresponding `jumpr` instruction.

The `hintjr` instruction is not needed for `jumpr` instructions used as returns (Section 7.3.3), because in this case the Hexagon processor automatically predicts the jump targets based on the most recent nested `call` instructions.

7.9 Pauses

Pauses suspend the execution of a program for a period of time, and put it into low-power mode. The program remains suspended for the duration specified in the instruction.

The `pause` instruction accepts an unsigned 8-bit immediate operand which specifies the pause duration in terms of cycles. The maximum possible duration is 263 cycles (255+8).

Hexagon processor interrupts cause a program to exit the paused state before its specified duration has elapsed.

The `pause` instruction is useful for implementing user-level low-power synchronization operations (such as spin locks).

Table 7-14 lists the `pause` instruction.

Table 7-14 Pause instruction

Syntax	Operation
<code>pause (#u8)</code>	Suspend program in low-power mode for specified cycle duration.

7.10 Exceptions

Exceptions are internally-generated disruptions to the program flow.

The Hexagon processor OS handles fatal exceptions by terminating the execution of the application system. The user is responsible for fixing the problem and recompiling their applications.

The error messages generated by exceptions include the following information to assist in locating the problem:

- Cause code – Hexadecimal value indicating the type of exception that occurred
- User IP – PC value indicating the instruction executed when exception occurred
- Bad VA – Virtual address indicating the data accessed when exception occurred

NOTE The cause code, user IP, and Bad VA values are stored in the Hexagon processor system control registers `SSR [7:0]`, `ELR`, and `BADVA` respectively.

If multiple exceptions occur simultaneously, the exception with the lowest error code value has the highest exception priority.

If a packet contains multiple loads, or a load and a store, and both operations have an exception of any type, then all Slot 1 exceptions are processed before any Slot 0 exception is processed.

NOTE V65 defines an additional event (with cause code 0x17) to indicate an instruction-cache error.

Table 7-15 lists the exceptions for the V66 processor.

Table 7-15 V66 exceptions

Cause Code	Event Type	Event Description	Notes
0x0	Reset	Software thread reset.	Non-maskable, Highest Priority
0x01	Precise, Unrecoverable	Unrecoverable BIU error (bus error, timeout, L2 parity error, etc.).	Non-maskable
0x03	Precise, Unrecoverable	Double exception (exception occurs while SSR[EX]=1).	Non-maskable
0x11	Precise	Privilege violation: User/Guest mode execute to page with no execute permissions (X=0).	Non-maskable
0x12	Precise	Privilege violation: User mode execute to a page with no user permissions (X=1, U=0).	Non-maskable
0x15	Precise	Invalid packet.	Non-maskable
0x16	Precise	Illegal execution of coprocessor instruction.	Non-maskable
0x17	Precise	Instruction cache error.	Non-maskable
0x1A	Precise	Privilege violation: Executing a guest mode instruction in user mode.	Non-maskable
0x1B	Precise	Privilege violation: Executing a supervisor instruction in user/guest mode.	Non-maskable
0x1D	Precise, Unrecoverable	Packet with multiple writes to the same destination register.	Non-maskable
0x1E	Precise, Unrecoverable	Program counter values that are not properly aligned.	Non-maskable
0x20	Precise	Load to misaligned address.	Non-maskable
0x21	Precise	Store to misaligned address.	Non-maskable
0x22	Precise	Privilege violation: User/Guest mode Read to page with no read permission (R=0).	Non-maskable
0x23	Precise	Privilege violation: User/Guest mode Write to page with no write permissions (W=0).	Non-maskable
0x24	Precise	Privilege violation: User mode Read to page with no user permission (R=1, U=0).	Non-maskable
0x25	Precise	Privilege violation: User mode Write to page with no user permissions (W=1, U=0).	Non-maskable
0x26	Precise	Coprocessor VMEM address error.	Non-maskable
0x27	Precise	Stack overflow: Allocframe instruction exceeded FRAMELIMIT.	Non-maskable,
0x42	Imprecise	Data abort.	Non-maskable
0x43	Imprecise	NMI.	Non-maskable
0x44	Imprecise	Multiple TLB match.	Non-maskable
0x45	Imprecise	Livelock exception.	Non-maskable
0x60	TLB miss-X	Due to missing Fetch address on PC-page.	Non-maskable

Table 7-15 V66 exceptions (Continued)

Cause Code	Event Type	Event Description	Notes
0x61	TLB miss-X	Due to missing Fetch on second page from packet that spans pages.	Non-maskable
0x62	TLB miss-X	Due to <code>icinv</code> .	Non-maskable
	Reserved		
0x70	TLB miss-RW	Due to memory read.	Non-maskable
0x71	TLB miss-RW	Due to memory write.	Non-maskable
	Reserved		
#u8	Trap0	Software Trap0 instruction.	Non-maskable
#u8	Trap1	Software Trap1 instruction.	Non-maskable
	Reserved		
0x80	Debug	Single-step debug exception.	
	Reserved		
0xBF	Floating-Point	Execution of Floating-Point instruction resulted in exception.	Non-maskable
0xC0	Interrupt0	General external interrupt.	Maskable, highest priority general interrupt
0xC1	Interrupt 1	General external interrupt	Maskable
0xC2	Interrupt 2	General external interrupt	VIC0 Interface
0xC3	Interrupt 3	General external interrupt	VIC1 Interface
0xC4	Interrupt 4	General external interrupt	VIC2 Interface
0xC5	Interrupt 5	General external interrupt	VIC3 Interface
0xC6	Interrupt 6	General external interrupt	
0xC7	Interrupt 7	General external interrupt	Lowest-priority interrupt

8 Software Stack

The Hexagon processor includes dedicated registers and instructions to support a *call stack* for subroutine execution.

The stack structure follows standard C conventions.

8.1 Stack structure

The stack is defined to grow from high addresses to low addresses. The stack pointer register `SP` points to the data element that is currently on the top of the stack.

Figure 8-1 shows the stack structure.

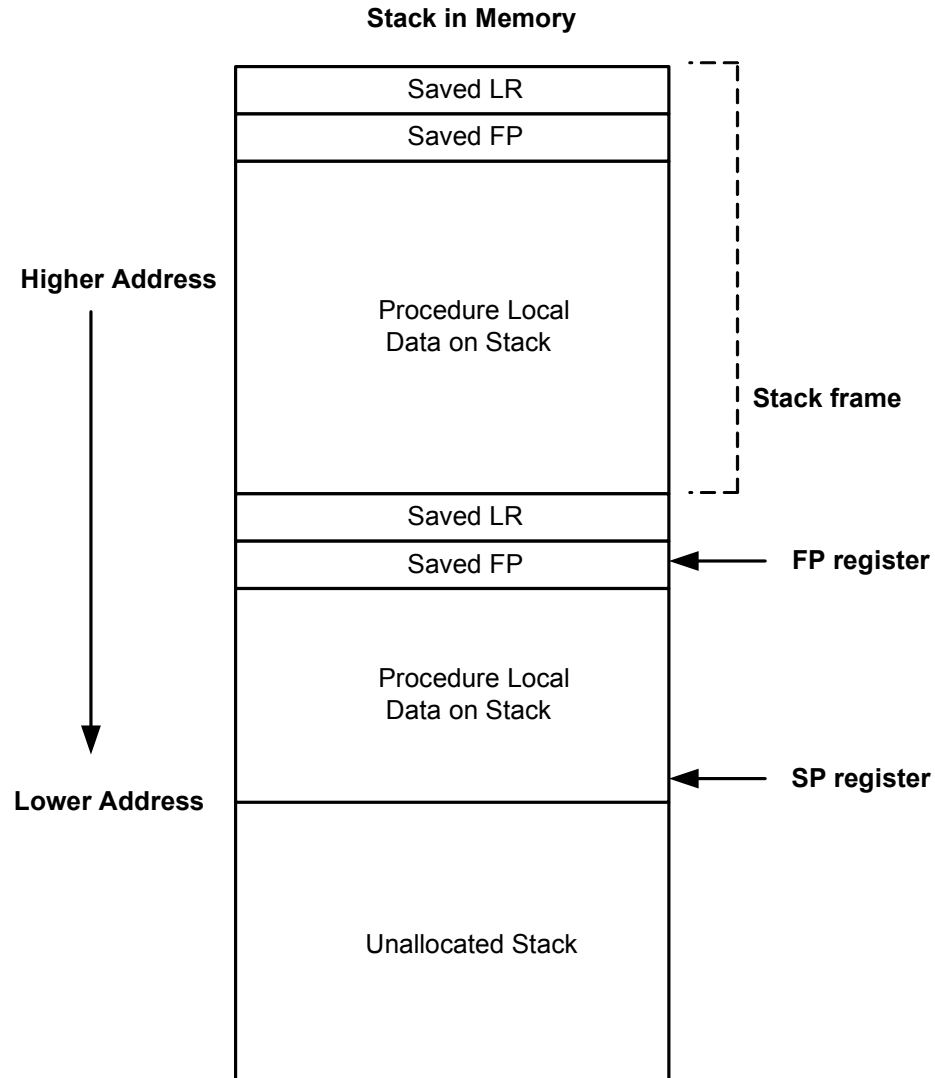


Figure 8-1 Stack structure

NOTE The Hexagon processor supports three dedicated stack instructions: `allocframe`, `deallocframe`, and `dealloc_return` ([Section 8.5](#)).

The `SP` address must always remain 8-byte aligned for the stack instructions to work properly.

8.2 Stack frames

The stack is used to store *stack frames*, which are data structures that store state information on the active subroutines in a program (i.e., those that were called but have not yet returned). Each stack frame corresponds to an active subroutine in the program.

A stack frame contains the following elements:

- The local variables and data used by the subroutine
- The return address for the subroutine call (pushed from the link register LR)
- The address of the previous stack frame allocated on the stack (pushed from the frame pointer register FP)

The frame pointer register FP always contains the address of the saved frame pointer in the current stack frame. It facilitates debugging by enabling a debugger to examine the stack in memory and easily determine the call sequence, function parameters, etc.

NOTE For leaf functions it is often unnecessary to save FP and LR. In this case FP contains the frame pointer of the calling function, not the current function.

8.3 Stack protection

The Hexagon V6x processor supports the following features to protect the integrity of the software stack:

- Stack bounds checking
- Stack smashing protection

8.3.1 Stack bounds checking

Stack bounds checking prevents a stack frame from being allocated past the lower boundary of the software stack.

FRAMELIMIT is a 32-bit control register which stores a memory address that specifies the lower bound of the memory area reserved for the software stack. When the `allocframe` instruction allocates a new stack frame, it compares the new stack pointer value in SP with the stack bound value in FRAMELIMIT. If SP is less than FRAMELIMIT, the Hexagon processor raises exception 0x27 ([Section 7.10](#)).

NOTE Stack bounds checking is performed when the processor is in User and Guest modes, but not in Monitor mode.

8.3.2 Stack smashing protection

Stack smashing is a technique used by malicious code to gain control over an executing program. Malicious code causes buffer overflows to occur in a procedure's local data, with the goal of modifying the subroutine return address stored in a stack frame so it points to the malicious code instead of the intended return code.

Stack smashing protection prevents this from happening by scrambling the subroutine return address whenever a new stack frame is allocated, and then unscrambling the return address when the frame is deallocated. Because the value in `FRAMEKEY` changes regularly and varies from device to device, it becomes difficult to pre-calculate a malicious return address.

`FRAMEKEY` is a 32-bit control register which is used to scramble return addresses stored on the stack:

- In the `allocframe` instruction, the 32-bit return address in link register `LR` is XOR-scrambled with the value in `FRAMEKEY` before it is stored in the new stack frame.
- In `deallocframe` and `dealloc_return`, the return address loaded from the stack frame is unscrambled with the value in `FRAMEKEY` before it is stored in `LR`.

After a processor reset, the default value of `FRAMEKEY` is 0. If this value is not changed, stack smashing protection is effectively disabled.

NOTE Each hardware thread has its own instance of the `FRAMEKEY` register.

8.4 Stack registers

Table 8-1 lists the stack registers.

Table 8-1 Stack registers

Register	Name	Description	Alias
SP	Stack pointer	Points to topmost stack element in memory	R29
FP	Frame pointer	Points to previous stack frame on stack	R30
LR	Link register	Contains return address of subroutine call	R31
FRAMELIMIT	Frame limit register	Contains lowest address of stack area	C16
FRAMEKEY	Frame key register	Contains scrambling key for return addresses	C17

NOTE `SP`, `FP`, and `LR` are aliases of three general registers (Section 2.1). These general registers are conventionally dedicated for use as stack registers.

8.5 Stack instructions

The Hexagon processor includes the instructions `allocframe` and `deallocframe` to efficiently allocate and deallocate stack frames on the call stack.

[Table 8-2](#) describes these instructions.

Table 8-2 Stack instructions

Syntax	Operation
<code>allocframe(#u11:3)</code>	<p>Allocate stack frame.</p> <p>This instruction is used after a call. It first XORs the values in LR and FRAMEKEY, and pushes the resulting scrambled return address and FP to the top of stack.</p> <p>Next, it subtracts an unsigned immediate from SP in order to allocate room for local variables. If the resulting SP is less than FRAMELIMIT, the processor raises exception 0x27. Otherwise, SP is set to the new value, and FP is set to the address of the old frame pointer on the stack.</p> <p>The immediate operand as expressed in assembly syntax specifies the byte offset. This value must be 8-byte aligned. The valid range is from 0 to 16 KB.</p>
<code>deallocframe</code>	<p>Deallocate stack frame.</p> <p>This instruction is used before a return in order to free a stack frame. It first loads the saved FP and LR values from the address at FP, and XORs the restored LR with the value in FRAMEKEY to unscramble the return address. SP is then pointed back to the previous frame.</p>
<code>dealloc_return</code>	<p>Subroutine return with stack frame deallocate.</p> <p>Perform <code>deallocframe</code> operation, and then perform subroutine return (Section 7.3.3) to the target address loaded from LR by <code>deallocframe</code>.</p>

NOTE `allocframe` and `deallocframe` load and store the LR and FP registers on the stack as a single aligned 64-bit register pair (i.e., LR:FP).

9 PMU Events

The Hexagon processor can collect execution statistics on the applications it executes. The statistics summarize the various types of Hexagon processor events that occurred while the application was running.

Execution statistics can be collected in hardware or software:

- Statistics can be collected in hardware with the Performance Monitor Unit (PMU), which is defined as part of the Hexagon processor architecture.
- Statistics can be collected in software using the Hexagon simulator. The simulator statistics are presented in the same format used by the PMU.

Execution statistics are expressed in terms of processor events. This chapter defines the event symbols, along with their associated numeric codes.

NOTE Because the types of execution events vary across the Hexagon processor versions, different types of statistics are collected for each version. This chapter lists the event symbols defined for version V66.

9.1 V66 processor event symbols

Table 9-1 defines the symbols that are used to represent processor events for the V66 Hexagon processor.

Table 9-1 V66 processor events symbols

Event	Symbol	Definition
0x0	N/A	This event never causes a counter update
0x1	COUNTER0_OVERFLOW	Counter0 overflow. This can be used as the event detected by counter1 to build an effective 64-bit counter.
0x2	COUNTER2_OVERFLOW	Counter2 overflow. This can be used as the event detected by counter3 to build an effective 64-bit counter.
0x3	COMMITTED_PKT_ANY	Thread committed a packet. Packets executed.
0x4	COMMITTED_PKT_BSB	Packet committed 2 cycles after previous packet in the same thread.
0x5	COUNTER4_OVERFLOW	Counter4 overflow. This can be used as the event detected by counter5 to build an effective 64-bit counter.
0x6	COUNTER6_OVERFLOW	Counter6 overflow. This can be used as the event detected by counter7 to build an effective 64-bit counter.
0x7	COMMITTED_PKT_B2B	Packet committed 1 cycle after previous packet in same thread.
0x8	COMMITTED_PKT_SMT	Two packets committed in the same cycle.
0x9	IU_CREDIT_FAIL	IU credit fail.
0xa	CYCLES_5_THREAD_RUNNING	Processor cycles that exactly 5 thread is running. Running means not in wait or stop.
0xb	CYCLES_6_THREAD_RUNNING	Processor cycles that exactly 6 thread is running. Running means not in wait or stop.
0xc	COMMITTED_PKT_T0	Thread 0 committed a packet. Packets executed.
0xd	COMMITTED_PKT_T1	Thread 1 committed a packet. Packets executed.
0xe	COMMITTED_PKT_T2	Thread 2 committed a packet. Packets executed.
0xf	COMMITTED_PKT_T3	Thread 3 committed a packet. Packets executed.
0x12	ICACHE_DEMAND_MISS	Icache demand miss. Includes secondary miss.
0x13	DCACHE_DEMAND_MISS	Dcache cacheable demand primary or secondary miss. Includes dzero stall. Excludes uncacheables, prefetches, and no allocate store misses.
0x14	DCACHE_STORE_MISS	Dcache cacheable store miss.
0x17	CU_PKT_READY_NOT_DISPATCHED	Packets ready at the CU scheduler but were not scheduled because (1) its thread was not picked or (2) an intercluster resource conflict.
0x1c	IU_L1S_ACCESS	IU L1S load. Demand or prefetch.
0x1d	IU_L1S_PREFETCH	IU L1S prefetch.
0x1e	IU_L1S_AXIS_STALL	IU L1S stall due to AXI slave.
0x1f	IU_L1S_NO_GRANT	IU request to L1S and no grant from VU.

Table 9-1 V66 processor events symbols

Event	Symbol	Definition
0x20	ANY_IU_REPLAY	Any IU stall other than lcache miss. Includes jump register stall, fetchcross stall, ITLB miss stall, etc. Excludes CU replay.
0x21	ANY_DU_REPLAY	Any DU replay. Bank conflict, store buffer full, etc. Excludes stalls due to cache misses.
0x22	CU_REDISPATCH	Any case where a packet is redispached. Most commonly Qualcomm® Hexagon™ Vector eXtensions (HVX) FIFO becomes full while the HVX packet is already in flight. Can also be a replay requested for a non-replayable instruction or forwarding bus resource conflict.
0x23	ISSUED_PACKETS	Speculatively issued packets delivered from IU.
0x24	LOOPCACHE_PACKETS	Committed packets which were cloned from the packet queue during a pinned hardware loop.
0x25	COMMITTED_PKT_1_THREAD_RUNNING	Committed packets with 1 thread running. Not in stop/wait.
0x26	COMMITTED_PKT_2_THREAD_RUNNING	Committed packets with 2 threads running. Not in stop/wait.
0x27	COMMITTED_PKT_3_THREAD_RUNNING	Committed packets with 3 threads running. Not in stop/wait.
0x2a	COMMITTED_INSTS	Committed instructions. Increments by up to 8 per cycle. Duplex counts as two instructions. Does not include end loops.
0x2b	COMMITTED_TC1_INSTS	Committed tc1 class instructions. Increments by up to 8 per cycle. Duplex of two tc1 instructions counts as two tc1 instructions.
0x2c	COMMITTED_PRIVATE_INSTS	Committed instructions that have per-cluster (private) execution resources. Increments by up to 8 per cycle. Duplex of two private instructions counts as two private instructions.
0x2f	COMMITTED_PKT_4_THREAD_RUNNING	Committed packets with 4 threads running. Not in stop/wait.
0x30	COMMITTED_LOADS	Committed load instructions. Includes cached and uncached. Increments by 2 for dual loads. Excludes prefetches, memops, and coprocessor loads.
0x31	COMMITTED_STORES	Committed store instructions. Includes cached and uncached. Increments by 2 for dual stores. Excludes memops and coprocessor stores.
0x32	COMMITTED_MEMOPS	Committed memop instructions. Cached or uncached.
0x37	COMMITTED_PROGRAM_FLOW_INSTS	Committed packet contains program flow inst. Includes cr jumps, endloop, j, jr, dealloc_return, system/trap, superset of event 56. Dual jumps count as two.
0x38	COMMITTED_PKT_CHANGED_FLOW	Committed packet resulted in change-of-flow. Any taken jump. Includes endloop and dealloc_return.
0x39	COMMITTED_PKT_ENDLOOP	Committed packet contains an endloop that was taken.
0x3b	CYCLES_1_THREAD_RUNNING	Processor cycles that exactly 1 thread is running. Running means not in wait or stop.
0x3c	CYCLES_2_THREAD_RUNNING	Processor cycles that exactly 2 threads are running. Running means not in wait or stop.
0x3d	CYCLES_3_THREAD_RUNNING	Processor cycles that exactly 3 threads are running. Running means not in wait or stop.

Table 9-1 V66 processor events symbols

Event	Symbol	Definition
0x3e	CYCLES_4_THREAD_RUNNING	Processor cycles that exactly 4 threads are running. Running means not in wait or stop.
0x3f	AXI_LINE128_READ_REQUEST	128-byte line read requests issued by primary AXI master
0x40	AXI_READ_REQUEST	All read requests issued by primary AXI master. Includes full line and partial line.
0x41	AXI_LINE32_READ_REQUEST	32-byte line read requests issued by primary AXI master.
0x42	AXI_WRITE_REQUEST	All write requests issued by primary AXI master. Includes full line and partial line.
0x43	AXI_LINE32_WRITE_REQUEST	32-byte line write requests issued by primary AXI master, all bytes valid.
0x44	AHB_READ_REQUEST	Read requests issued by AHB master.
0x45	AHB_WRITE_REQUEST	Write requests issued by AHB master.
0x46	AXI_LINE128_WRITE_REQUEST	128-byte line write requests issued by primary AXI master, all bytes valid.
0x47	AXI_SLAVE_MULTI_BEAT_ACCESS	AXI slave multi-beat access.
0x48	AXI_SLAVE_SINGLE_BEAT_ACCESS	AXI slave single-beat access.
0x49	AXI2_READ_REQUEST	All read requests issued by secondary AXI master. Includes full line and partial line.
0x4a	AXI2_LINE32_READ_REQUEST	32-byte line read requests issued by secondary AXI master.
0x4b	AXI2_WRITE_REQUEST	All write requests issued by secondary AXI master. Includes full line and partial line.
0x4c	AXI2_LINE32_WRITE_REQUEST	32-byte line write requests issued by secondary AXI master.
0x4d	AXI2_CONGESTION	Secondary AXI command or data queue is full and an operation is stuck at the head of the secondary AXI master command queue.
0x4e	DMA_SLAVE_MULTI_BEAT_ACCESS	DMA slave multi-beat access.
0x4f	DMA_SLAVE_SINGLE_BEAT_ACCESS	DMA slave single-beat access.
0x50	COMMITTED_FPS	Committed floating point instructions. Increments by 2 for dual FP operations. Excludes conversions.
0x51	REDIRECT_BIMODAL_MISPREDICT	Mispredict bimodal branch direction caused a control flow redirect.
0x52	REDIRECT_TARGET_MISPREDICT	Mispredict branch target caused a control flow redirect. Includes RAS mispredict. Excludes indirect jumps and calls other than JUMPR R31 returns. Excludes direction mispredicts.
0x53	REDIRECT_LOOP_MISPREDICT	Mispredict hardware loopend caused a control flow redirect. Can only happen when the loop has relatively few packets and the loop count is 2 or less.
0x54	REDIRECT_MISC	Control flow redirect for a reason other than events 81, 82, and 83. Includes exceptions, traps, interrupts, non-R31 jumps, multiple initloops in flight, and others.
0x56	NUM_PACKET_CRACKED	Number of packets cracked.

Table 9-1 V66 processor events symbols

Event	Symbol	Definition
0x58	JTLB_MISS	Instruction or data address translation request missed in the JTLB.
0x5a	COMMITTED_PKT_RETURN	Committed a return instruction. Includes canceled returns.
0x5b	COMMITTED_PKT_INDIRECT_JUMP	Committed an indirect jump or call instruction. Includes canceled instructions. Does not include JUMPR R31 returns.
0x5c	COMMITTED_BIMODAL_BRANCH_INSTS	Committed bimodal branch. Includes .old and .new. Increments by 2 for dual jumps.
0x5d	BRANCH_QUEUE_FULL	Bimodal branch ignored. If queue is full.
0x5e	DU_REQUESTED_BUBBLE_INSERTED	The number of bubbles CU inserted at the request of DU in an effort to avoid DU port conflicts.
0x5f	VTCM_SCALAR_FIFO_FULL_CYCLES	Cycles cluster could issue scalar memory access to VTCM scalar FIFO.
0x60	DU_STORE_LINK	Store linked to an earlier request to the same location.
0x61	DU_L1S_LOAD_ACCESS	Scalar load to L1S.
0x62	ICACHE_ACCESS	Number of Icache line fetches.
0x63	BTB_HIT	BTB hit.
0x64	BTB_MISS	BTB miss.
0x65	IU_DEMAND_SECONDARY_MISS	Icache secondary misses.
0x66	IU_LINE_FROM_HWLOOP	IU line fetched from a detected hardware loop. Low power optimizations can elide various tag and data accesses here.
0x67	FAST_FETCH_KILLED	Fast-fetch killed (after an Icache access).
0x68	IU_1_PKT_AVAILABLE_TO_ISSUE	Fetch that could issue one packet independent of available packet queue entries.
0x69	FETCHED_PACKETS_DROPPED	Dropped packets because unable to deliver to CU.
0x6a	IU_REQUESTS_TO_L2_REPLAYED	IU requests to L2 replayed. Could be IU and DU collision to L2 or IU credit failure. Could fire multiple times for a single transaction.
0x6b	IU_PREFETCHES_SENT_TO_L2	IU prefetches sent to L2. Counts cache lines not dropped by L2. Excludes replayed prefetches and only counts ones L2 accepts.
0x6c	ITLB_MISS	ITLB miss, which goes to JTLB.
0x6d	IU_2_PKT_AVAILABLE_TO_ISSUE	Fetch that could issue two packets independent of available packet queue entries.
0x6e	IU_3_PKT_AVAILABLE_TO_ISSUE	Fetch that could issue three packets independent of available packet queue entries.
0x6f	IU_REQUEST_STALLED	IU request stalled due to fill. Demand or prefetch fills from L2 to Icache caused IU demand to stall.
0x70	IU_BIMODAL_L2_ELIGIBLE	This event counts the number of resolved branches that can go to L2.
0x71	IU_0_PKT_AVAILABLE_TO_ISSUE	Fetch which could only issue a partial packet due to a jump to a packet which crosses cachelines boundary.
0x72	FETCH_2_CYCLE	2-cycle actual (returns, loop end, fall through, BTB).

Table 9-1 V66 processor events symbols

Event	Symbol	Definition
0x73	FETCH_3_CYCLE	3-cycle actual.
0x74	IU_PREFETCHES_DROPPED	IU prefetches aborted before accessing I\$.
0x75	L2_IU_SECONDARY_MISS	L2 secondary misses from IU.
0x76	L2_IU_ACCESS	L2 cacheable access from IU. Any access to the L2 cache that was the result of an IU command, either demand or L1 prefetch access. Excludes any prefetch generated in the L2. Excludes L2Fetch, TCM accesses and uncacheables. Address must target primary AXI.
0x77	L2_IU_MISS	L2 misses from IU. Of the events qualified by 0x76, the ones that resulted in an L2 miss (demand miss or L1 prefetch miss). A L2 miss is any condition that prevents the immediate return of data to the IU, excluding pipeline conflicts.
0x78	L2_IU_PREFETCH_ACCESS	Prefetch from the IU to L2. Any IU prefetch access sent to the L2 cache. Access must be L2 cacheable and target the primary AXI. This does not include L2Fetch generated accesses.
0x79	L2_IU_PREFETCH_MISS	L2 prefetch from IU miss. Of the events qualified by 0x78, the ones that resulted in an L2 miss.
0x7a	L2_IU_BRANCH_CACHE_WRITE_REQUEST	Requests sent from IU to the L2 to write the bimodal bits of instructions in L2. Includes all requests, without regard to target.
0x7b	L2_IU_BRANCH_CACHE_WRITE	Writes to the bimodal bits of instructions in L2. This is the number of event 122 requests that completed by updating memory in the L2 cache or TCM.
0x7c	L2_DU_READ_ACCESS	L2 cacheable read access from DU. Any read access from DU that may cause a lookup in the L2 cache. Includes loads, I1 prefetch, dcfetch. Excludes initial L2fetch command, uncacheables, TCM, and coprocessor loads. Must target AXI primary.
0x7d	L2_DU_READ_MISS	L2 read miss from DU. Of the events qualified by 0x7C, any that resulted in L2 miss. i.e., the line was not previously allocated in the L2 cache and will be fetched from backing memory.
0x7e	L2FETCH_ACCESS	L2fetch access from DU. Any access to the L2 cache from the L2 prefetch engine that was initiated by programming the L2Fetch engine. Includes only the cache inquire and fetch if not present commands.
0x7f	L2FETCH_MISS	L2fetch miss from a programmed inquiry. Of the events qualified by 0x7E, the ones that resulted in and L2 miss. i.e., the line was not previously allocated in the L2 cache and will be fetched from backing memory.
0x80	L2_AXI_INTERLEAVE_DROP	L2 drops a return or converts to uncacheable due to AXI interleave buffer overflow.
0x81	L2_ACCESS	All requests to the L2. Does not include internally generated accesses like L2Fetch, however the programming of the L2Fetch engine would be counted. Accesses target Odd or Even interleave, and may be L2 cacheable or TCM.

Table 9-1 V66 processor events symbols

Event	Symbol	Definition
0x82	L2_PIPE_CONFLICT	Request not taken by the L2 due to a pipe conflict. The conflict can be a tag bank, data bank, or other pipeline conflict.
0x83	L2_TAG_ARRAY_CONFLICT	Of the items in event 130, the ones caused by a conflict with the tag array.
0x84	AXI_RD_CONGESTION	Primary AXI read command queue is full and an operation is stuck at the head of the primary AXI master command queue.
0x85	AHB_CONGESTION	AHB congestion. Triggers when the AHB interface is full and an operation is stuck at the head of the command queue.
0x86	SNOOP_BLOCK	Snoop block. Triggers when a snoop is not accepted and the snoop is blocking the head of the return FIFO, and the return FIFO has other items.
0x87	TCM_DU_ACCESS	TCM access from DU. DU access to the L2 TCM space. HVX requests are excluded.
0x88	TCM_DU_READ_ACCESS	TCM read access from DU. DU read access to the L2 TCM space. HVX requests are excluded.
0x89	TCM_IU_ACCESS	TCM access from IU. IU access to the L2 TCM space.
0x8a	L2_CASTOUT	L2 castout. Triggers when L2 evicts a dirty line due to an allocation. Not triggered on cache operations.
0x8b	L2_DU_STORE_ACCESS	L2 cacheable store access from DU. Any store access from DU that can cause a lookup in the L2 cache. Excludes cache operations, uncacheables, TCM, and coprocessor stores. Must target primary AXI.
0x8c	L2_DU_STORE_MISS	L2 miss from DU. Of the events qualified by 0x8B, the ones that resulted in a miss. Specifically the cases where the line is not in cache or a coalesce buffer.
0x8d	L2_DU_PREFETCH_ACCESS	L2 prefetch access from DU. Of the events qualified by 0x7C, the ones which are Dcfetch and dhwprefetch. These are L2 cacheable targeting AXI primary.
0x8e	L2_DU_PREFETCH_MISS	L2 prefetch miss from DU. Of the events qualified by 0x8D, which ones missed the L2.
0x8f	L2_DU_RETURN_NOT_ACKED	L2 return to DU not acknowledged. This is active for any DU return, prefetch or demand. This event was renamed. I was called L2_DU_PREFETCH_NOT_ACKED
0x90	L2_DU_LOAD_SECONDARY_MISS	L2 load secondary miss from DU. Hit busy line in the scoreboard which prevented a return. Busy condition can include pipeline bubbles caused by back to back loads, as can be seen on L1UC loads.
0x91	L2FETCH_COMMAND	L2fetch command. Excludes stop command
0x92	L2FETCH_COMMAND_KILLED	L2fetch command is killed because a stop command was issued. Increments once for each L2fetch commands that is killed. If multiple commands are queued to the L2Fetch engine, the kill of each one is recorded.
0x93	L2FETCH_COMMAND_OVERWRITE	L2fetch command overwrite. Kills old L2fetch and replaces with a new one.
0x94	L2FETCH_ACCESS_CREDIT_FAIL	L2fetch access could not get a credit. L2fetch blocked because missing L2fetch or L2evict credit.

Table 9-1 V66 processor events symbols

Event	Symbol	Definition
0x95	AXI_SLAVE_READ_BUSY	AXI slave read access hit a busy line.
0x96	AXI_SLAVE_WRITE_BUSY	AXI slave write access hit a busy line.
0x97	L2_ACCESS_EVEN	Of the events in 0x81, the number of accesses made to the even L2 cache.
0x98	CLADE_HIGH_PRIO_L2_ACCESS	IU or DU request for a high priority CLADE region. Not counted for L2 Fetch.
0x99	CLADE_LOW_PRIO_L2_ACCESS	IU or DU request for a low priority CLADE region. Not counted for L2 Fetch.
0x9a	CLADE_HIGH_PRIO_L2_MISS	CLADE high priority L2 Access that missed in L2.
0x9b	CLADE_LOW_PRIO_L2_MISS	CLADE low priority L2 Access that missed in L2.
0x9c	CLADE_HIGH_PRIO_EXCEPTION	CLADE high priority decode that had an exception.
0x9d	CLADE_LOW_PRIO_EXCEPTION	CLADE low priority decode that had an exception.
0x9e	AXI2_SLAVE_READ_BUSY	AXI secondary slave read access hit a busy line.
0x9f	AXI2_SLAVE_WRITE_BUSY	AXI secondary slave write access hit a busy line.
0xa0	ANY_DU_STALL	Any DU stall. Increments once when the thread has any DU stall (dcache miss or dTLBmiss).
0xa1	DU_BANK_CONFLICT_REPLAY	DU bank conflict replay. Dual memory access to same bank but different lines.
0xa2	DU_CREDIT_REPLAY	Number of times the packet took a replay because there were insufficient QoS DU credits available.
0xa3	L2_FIFO_FULL_REPLAY	Counts L2 even/odd FIFO full replays.
0xa4	DU_STORE_BUFFER_FULL_REPLAY	First packet puts access in DU store buffer (memop, store.new, load/store bank conflict, store/store bank conflict). Any later packet tries to use store buffer before the first one evicts, and must replay so the store buffer can drain.
0xa5	DU_STORE_BUFFER_FORCED_DRAIN	The number of times a store buffer underwent a forced drain
0xa6	DU_SNOOP_CONFLICT_REPLAY	DU snoop conflict replay. Set-based match with stores inflight while a snoop comes in, and we replay the store. Snoop reads and writes the cache, must finish before the store can write. Excludes the fill replay case that a snoop can cause.
0xa7	DU_SNOOP_REQUEST	DU snoop requests that were accepted
0xa8	DU_FILL_REPLAY	A fill has a index conflict with an instruction from the same thread in pipeline. Fills and demands might be from different threads if there is a prefetch from the deferral queue or a fill has not be ACK'ed for too long and forces itself in to the pipeline.
0xa9	DU_SECMISS_REPLAY	A load hits on a reserved line while a fill is pending.
0xaa	DU_SNOOP_REQUEST_CLEAN_HIT	DU snoop request clean hit. Snoop hitting a clean line.
0xab	DU_EVICTIONS_SENT_TO_L2	Evictions sent by DU to L2.
0xac	DU_READ_TO_L2	DU read to L2. Total of everything that brings data from L2. Includes prefetches (dcfetch and hwprefetch). Excludes coprocessor loads.

Table 9-1 V66 processor events symbols

Event	Symbol	Definition
0xad	DU_WRITE_TO_L2	DU write to L2. Total of everything that is written out of DU to the L2 array. Includes dczeroa. Excludes dcclean, dccleaninv, tag writes, and coprocessor stores.
0xaf	DCZERO_COMMITTED	Committed a dczeroa instruction.
0xb3	DTLB_MISS	DTLB miss which goes to JTLB. When both slots miss to different pages, increments by 2. When both slots miss to the same page, only counts S1, since S1 goes first and fills for S0.
0xb5	DU_STORE_BUFFER_ACCESS	This event counts the number of times an entry went to the store buffer.
0xb6	STORE_BUFFER_HIT_REPLAY	Store buffer hit replay due to a packet with 2 stores going to the same bank but different cachelines, followed by a load from an address that was pushed into the store buffer.
0xb7	STORE_BUFFER_FORCE_REPLAY	The store buffer must drain, forcing the current packet to replay. This usually happens on an cache index match between the current packet and store buffer. Could also be a store buffer timeout.
0xb8	TAG_WRITE_CONFLICT_REPLAY	Counts inter-cluster tag write conflicts.
0xb9	SMT_BANK_CONFLICT	Counts inter-thread SMT bank conflicts.
0xba	PORT_CONFLICT_REPLAY	Counts all port conflict replays including the same cluster replays caused due to high priority fills and store buffer force drains, and inter-cluster ones as well.
0xbd	PAGE_CROSS_REPLAY	Page cross replay. Page cross from valid packet that caused replay. Excludes pkill packets. Counts twice if both slots cause a page cross.
0xbe	DU_DEALLOC_SECURITY_REPLAY	Replays due to executing deallocframe or dealloc_return with FRAMEKEY != 0.
0xbf	DU_DEMAND_SECONDARY_MISS	DU demand secondary miss.
0xc0	DU_MISC_REPLAY	All DU replays not counted by other replay events. This event should count every time ANY_DU_REPLAY counts and no other DU replay event counts.
0xc3	DCFETCH_COMMITTED	Dcfetch committed. Includes hit and dropped. Does not include convert-to-prefetches.
0xc4	DCFETCH_HIT	Dcfetch hit in dcache. Includes hit valid or reserved line
0xc5	DCFETCH_MISS	Dcfetch missed in L1. Counts the dcfetch issued to L2 FIFO.
0xc8	DU_LOAD_UNCACHEABLE	Uncacheable load in L1 cache. Counts twice for dual uncacheable loads.
0xc9	DU_DUAL_LOAD_UNCACHEABLE	Dual uncacheable loads in L1 cache.
0xca	DU_STORE_UNCACHEABLE	Uncacheable store in L1 cache. Counts twice for dual uncacheable stores. Excludes uncached memops.
0xcc	MISS_TO_PREFETCH	Dcache miss is converted to a prefetch. Could be the second load to miss in a packet, or a DMT subsequent packet on same thread. The normal dcache access proceeds when the first miss resolves. Includes converted prefetches into uncacheable space which are cancelled later in the pipe.

Table 9-1 V66 processor events symbols

Event	Symbol	Definition
0xce	AXI_LINE64_READ_REQUEST	64-byte line read requests issued by primary AXI master.
0xcf	AXI_LINE64_WRITE_REQUEST	64-byte line write requests issued by primary AXI master. All bytes valid.
0xd0	AXI_WR_CONGESTION	Primary AXI write command or data queue is full and an operation is stuck at the head of the primary AXI master command queue.
0xd1	AHB_8_READ_REQUEST	An 8 byte AHB read was made.
0xd2	AXI_INCOMPLETE_WRITE_REQUEST	An L2 line-sized write was made to the primary AXI, but not all bytes were valid. This includes segmented writes. It excludes WT stores. The intent of this event is to capture the number of writes coalesced at a line level.
0xd3	L2FETCH_COMMAND_PAGE_TERMINATION	L2fetch command terminated because it could not get a page translation from VA to PA. Includes termination dues to permission errors. For example, the address translation could fail because the VA to PA is not in the TLB, or the properties in the translation are not acceptable and the command terminates.
0xd4	REQUEST_STALL_WRITE_BUFFER_EXHAUSTION	Request to L2 stalled due to the lack of a write buffer. This is set for scalar and vector stores.
0xd5	L2_DU_STORE_COALESCE	Events from 139 that were coalesced.
0xd6	L2_STORE_LINK	Counts the number of times a new store links to something else in the scoreboard.
0xd7	L2_SCOREBOARD_70_PERCENT_FULL	Increments by 1 every cycle that the L2 scoreboard is at least 70% full. For a 32-entry scoreboard, this would mean 23 or more entries are consumed. This event continues to count even if the scoreboard is more than 80% full. For more than one interleave, this event only considers the scoreboard that has the most entries consumed.
0xd8	L2_SCOREBOARD_80_PERCENT_FULL	Increments by 1 every cycle that the L2 scoreboard is at least 80% full. For a 32-entry scoreboard, this would mean 26 or more entries are consumed. This event continues to count even if the scoreboard is more than 90% full. For more than one interleave, this event only considers the scoreboard that has the most entries consumed.
0xd9	L2_SCOREBOARD_90_PERCENT_FULL	Increments by 1 every cycle that the L2 scoreboard is at least 90% full. For a 32-entry scoreboard, this would mean 29 or more entries are consumed. For more than one interleave, this event only considers the scoreboard that has the most entries consumed.
0xda	L2_SCOREBOARD_FULL_REJECT	The L2 scoreboard is too full to accept a selector request and the selector has a request.
0xdb	L2_DU_RETURN_REPLAYED	L2 return (demand or pre-fetch) replayed due to DU congestion.
0xdc	L2_EVICTION_BUFFERS_FULL	Counts every cycle when all eviction buffers in any interleave are occupied.
0xdd	AHB_MULTI_BEAT_READ_REQUEST	A 32 byte multi-beat AHB read was made.

Table 9-1 V66 processor events symbols

Event	Symbol	Definition
0xdf	L2_DU_LOAD_SECONDARY_MISS_ON_SW_PREFETCH	Of the events in 0x90, the ones where the primary miss was a DCFETCH or L2FETCH.
0xe0	L2_PREFETCH_DROP	L2Fetch data dropped since prior eviction has not completed
0xe1	REPLAY_MAXIMUM_FORCE	Maximum number of DU replays reached and this thread is forced through the DU by stalling the other threads.
0xe2	SCHEDULER_WATCHDOG_FORCE	Number of times the CU scheduler watchdog forced a threadpick. This threadpick can be overridden by the livelock warning randomizer.
0xe3	LIVELOCK_REFETCH	Number of times the livelock detector triggered a refetch of all threads.
0xe4	CYCLES_LIVELOCK_WARNING	Cycles core is randomizing scheduler due to passing livelock warning watermark. This could be a sign the core was not making forward progress, or simply that the watermark was set too low for legitimate stalls in the system.
0xe5	THREAD_OFF_PVIEW_CYCLES	Cycles cluster could not commit due to thread off or wait.
0xe6	ARCH_LOCK_PVIEW_CYCLES	Cycles cluster could not commit due to kernel lock or TLB lock.
0xe7	REDIRECT_PVIEW_CYCLES	Cycles cluster could not commit due to redirects such as branch mispredict.
0xe8	IU_NO_PKT_PVIEW_CYCLES	Cycles cluster could not commit due to IQ being empty.
0xe9	DU_CACHE_MISS_PVIEW_CYCLES	Cycles cluster could not commit due to D-cache cacheable miss.
0xea	DU_BUSY_OTHER_PVIEW_CYCLES	Cycles cluster could not commit due to DU replay or DU bubble or DTLB miss.
0xeb	CU_BUSY_PVIEW_CYCLES	Cycles cluster could not commit due to register interlock, register port conflict, bubbles due to timing class such as tc_3stall, no B2B HVX, or HVX FIFO full.
0xec	SMT_DU_CONFLICT_PVIEW_CYCLES	Cycles cluster could not commit because of DU resource conflict.
0xed	COPROC_BUSY_PVIEW_CYCLES	Cycles cluster could not commit because the coprocessor is busy.
0xee	DU_UNCACHED_PVIEW_CYCLES	Cycles cluster could not commit due to D-cache uncacheable access.
0xef	SYSTEM_BUSY_PVIEW_CYCLES	Cycles cluster could not commit due to system level stalls including DMA synchronization, ETM full, Qtimer read not ready, AXI bus busy, and global cache op synchronization.

10 Instruction Encoding

This chapter describes the binary encoding of Hexagon processor instructions and instruction packets.

10.1 Instructions

All Hexagon processor instructions are encoded in a 32-bit instruction word. The instruction word format varies according to the instruction type.

The instruction words contain two types of bit fields:

- *Common fields* appear in every processor instruction, and are defined the same in all instructions.
- *Instruction-specific fields* appear only in some instructions, or vary in definition across the instruction set.

[Table 10-1](#) lists the instruction bit fields.

Table 10-1 Instruction fields

Name	Description	Type
ICLASS	Instruction class	Common
Parse	Packet / loop bits	

Table 10-1 Instruction fields

Name	Description	Type
MajOp Maj	Major opcode	Instruction-specific
MinOp Min	Minor opcode	
RegType	Register type (32-bit, 64-bit)	
Type	Operand type (byte, halfword, etc.)	
Amode	Addressing mode	
<i>dn</i>	Destination register operand	
<i>sn</i>	Source register operand	
<i>tn</i>	Source register operand #2	
<i>xn</i>	Source and destination register operand	
<i>un</i>	Predicate or modifier register operand	
sH	Source register bit field (Rs.H or Rs.L)	
tH	Source register #2 bit field (Rt.H or Rt.L)	
UN	Unsigned operand	
Rs	No source register read	
P	Predicate expression	
PS	Predicate sense (Pu or !Pu)	
DN	Dot-new predicate	
PT	Predict taken	
sm	Supervisor mode only	

NOTE In some cases instruction-specific fields are used to encode instruction attributes other than the ones described for the fields in [Table 10-1](#).

Reserved bits

Some instructions contain *reserved bits* which are not currently used to encode instruction attributes. These bits should always be set to 0 to ensure compatibility with any future changes in the instruction encoding.

NOTE Reserved bits appear as ‘-’ characters in the instruction encoding tables.

10.2 Sub-instructions

To reduce code size the Hexagon processor supports the encoding of certain pairs of instructions in a single 32-bit container. Instructions encoded this way are called *sub-instructions*, and the containers are called *duplexes* ([Section 10.3](#)).

Sub-instructions are limited to certain commonly-used instructions:

- Arithmetic and logical operations
- Register transfer
- Loads and stores
- Stack frame allocation/deallocation
- Subroutine return

Table 10-2 lists the sub-instructions along with the group identifiers that are used to encode them in duplexes.

Sub-instructions can access only a subset of the general registers (R0-R7, R16-R23).

Table 10-3 lists the sub-instruction register encodings.

NOTE Certain sub-instructions implicitly access registers such as SP (R29).

Table 10-2 Sub-instructions

Group	Instruction	Description
L1	<code>Rd = memw(Rs+#u4:2)</code>	Word load
L1	<code>Rd = memub(Rs+#u4:0)</code>	Unsigned byte load
Group	Instruction	Instruction
L2	<code>Rd = memh/memuh(Rs+#u3:1)</code>	Halfword loads
L2	<code>Rd = memb(Rs+#u3:0)</code>	Signed byte load
L2	<code>Rd = memw(r29+#u5:2)</code>	Load word from stack
L2	<code>Rdd = memd(r29+#u5:3)</code>	Load pair from stack
L2	<code>deallocframe</code>	Dealloc stack frame
L2	<code>if ([!]P0) dealloc_return if ([!]P0.new) dealloc_return:nt</code>	Dealloc stack frame and return
L2	<code>jumpr R31 if ([!]P0) jumpr R31 if ([!]P0.new) jumpr:nt R31</code>	Return
Group	Instruction	Instruction
S1	<code>memw(Rs+#u4:2) = Rt</code>	Store word
S1	<code>memb(Rs+#u4:0) = Rt</code>	Store byte
Group	Instruction	Instruction
S2	<code>memh(Rs+#u3:1) = Rt</code>	Store halfword
S2	<code>memw(r29+#u5:2) = Rt</code>	Store word to stack
S2	<code>memd(r29+#s6:3) = Rtt</code>	Store pair to stack
S2	<code>memw(Rs+#u4:2) = #U1</code>	Store immediate word #0 or #1
S2	<code>memb(Rs+#u4) = #U1</code>	Store immediate byte #0 or #1
S2	<code>allocframe(#u5:3)</code>	Allocate stack frame
Group	Instruction	Instruction
A	<code>Rx = add(Rx, #s7)</code>	Add immediate
A	<code>Rd = Rs</code>	Transfer

Table 10-2 Sub-instructions (Continued)

Group	Instruction	Description
A	Rd = #u6	Set to unsigned immediate
A	Rd = #-1	Set to -1
A	if ([!]P0[.new]) Rd = #0	Conditional clear
A	Rd = add(r29,#u6:2)	Add immediate to stack pointer
A	Rx = add(Rx,Rs)	Register add
A	P0 = cmp.eq(Rs,#u2)	Compare register equal immed
A	Rdd = combine(#0,Rs)	Combine zero and register into pair
A	Rdd = combine(Rs,#0)	Combine register and zero into pair
A	Rdd = combine(#u2,#U2)	Combine immediates into pair
A	Rd = add(Rs,#1) Rd = add(Rs,#-1)	Add and Subtract 1
A	Rd = sxth/sxtb/zxtb/zxth(Rs)	Sign- and zero-extends
A	Rd = and(Rs,#1)	And with 1

Table 10-3 Sub-instruction registers

Register	Encoding
Rs, Rt, Rd, Rx	0000 = R0 0001 = R1 0010 = R2 0011 = R3 0100 = R4 0101 = R5 0110 = R6 0111 = R7 1000 = R16 1001 = R17 1010 = R18 1011 = R19 1100 = R20 1101 = R21 1110 = R22 1111 = R23
Rdd, Rtt	000 = R1:0 001 = R3:2 010 = R5:4 011 = R7:6 100 = R17:16 101 = R19:18 110 = R21:20 111 = R23:22

10.3 Duplexes

A *duplex* is encoded as a 32-bit instruction with bits [15:14] set to 00. The sub-instructions (Section 10.2) that comprise a duplex are encoded as 13-bit fields in the duplex.

Table 10-4 shows the encoding details for a duplex.

An instruction packet can contain one duplex and up to two other (non-duplex) instructions. The duplex must always appear as the last word in a packet.

The sub-instructions in a duplex are always executed in Slot 0 and Slot 1.

Table 10-4 Duplex instruction

Bits	Name	Description
15:14	Parse Bits	00 = Duplex type, ends the packet and indicates that word contains two sub-instructions
12:0	Sub-insn low	Encodes Slot 0 sub-instruction
28:16	Sub-insn high	Encodes Slot 1 sub-instruction
31:29, 13	4-bit ICLASS	Indicates which group the low and high sub-instructions belong to.

Table 10-5 lists the duplex ICLASS field values, which specify the group of each sub-instruction in a duplex.

Table 10-5 Duplex ICLASS field

ICLASS	Low Slot 0 subinsn type	High Slot 1 subinsn type
0x0	L1-type	L1-type
0x1	L2-type	L1-type
0x2	L2-type	L2-type
0x3	A-type	A-type
0x4	L1-type	A-type
0x5	L2-type	A-type
0x6	S1-type	A-type
0x7	S2-type	A-type
0x8	S1-type	L1-type
0x9	S1-type	L2-type
0xA	S1-type	S1-type
0xB	S2-type	S1-type
0xC	S2-type	L1-type
0xD	S2-type	L2-type
0xE	S2-type	S2-type
0xF	Reserved	Reserved

Duplexes have the following grouping constraints:

- Constant extenders enable the range of an instruction's immediate operand to be expanded to 32 bits (Section 10.9). The following sub-instructions can be expanded with a constant extender:

- `Rx = add (Rx, #s7)`
- `Rd = #u6`

Note that a duplex can contain only one constant-extended instruction, and it must appear in the Slot 1 position.

- If a duplex contains two instructions with the same sub-instruction group, the instructions must be ordered in the duplex as follows: when the sub-instructions are treated as 13-bit unsigned integer values, the instruction corresponding to the numerically smaller value must be encoded in the Slot 1 position of the duplex.¹
- Sub-instructions must conform to any slot assignment grouping rules that apply to the individual instructions, even if a duplex pattern exists which violates those assignments. One exception to this rule exists:
 - `jumpR R31` must appear in the Slot 0 position

¹ Note that the sub-instruction register and immediate fields are assumed to be 0 when performing this comparison.

10.4 Instruction classes

The instruction class ([Section 3.2](#)) is encoded in the four most-significant bits of the instruction word (31:28). These bits are referred to as the instruction's ICLASS field.

[Table 10-6](#) lists the encoding values for the instruction classes. The Slots column indicates which slots can receive the instruction class.

Table 10-6 Instruction class encoding

Encoding	Instruction Class	Slots
0000	Constant extender (Section 10.9)	–
0001	J	2,3
0010	J	2,3
0011	LD ST	0,1
0100	LD ST (conditional or GP-relative)	0,1
0101	J	2,3
0110	CR	3
0111	ALU32	0,1,2,3
1000	XTYPE	2,3
1001	LD	0,1
1010	ST	0
1011	ALU32	0,1,2,3
1100	XTYPE	2,3
1101	XTYPE	2,3
1110	XTYPE	2,3
1111	ALU32	0,1,2,3

For details on encoding the individual class types see [Chapter 11](#).

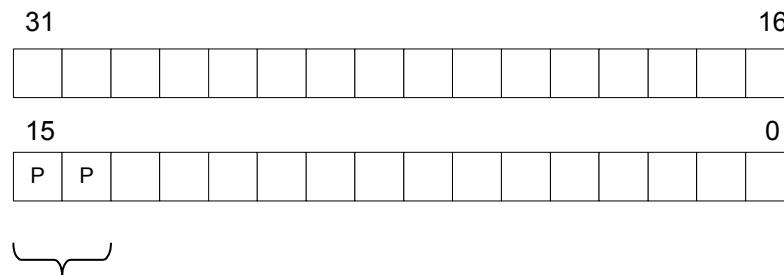
10.5 Instruction packets

Instruction packets are encoded using two bits of the instruction word (15:14), which are referred to as the instruction word's Parse field. The field values have the following definitions:

- '11' indicates that an instruction is the last instruction in a packet (i.e., the instruction word at the highest address).
- '01' or '10' indicate that an instruction is not the last instruction in a packet.
- '00' indicates a duplex ([Section 10.3](#))

If any sequence of four consecutive instructions occurs without one of them containing '11' or '00', the processor will raise an error exception (illegal opcode).

[Figure 10-1](#) shows the location of the Parse field in an instruction word.



Packet / Loop Parse Bits:
 01, 10 = not end of packet
 11 = end of packet
 00 = duplex

Figure 10-1 Instruction packet encoding

The following examples show how the Parse field is used to encode instruction packets:

```
{ A ; B}
 01 11           // Parse fields of instrs A,B

{ A ; B ; C}
 01 01  11      // Parse fields of instrs A,B,C

{ A ; B ; C ; D}
 01 01  01  11  // Parse fields of instrs A,B,C,D
```

10.6 Loop packets

In addition to encoding the last instruction in a packet, the instruction word's Parse field (Section 10.5) is used to encode the last packet in a hardware loop.

The Hexagon processor supports two hardware loops, labelled 0 and 1 (Section 7.2). The last packet in these loops is subject to the following restrictions:

- The last packet in a hardware loop 0 must contain two or more instruction words.
- The last packet in a hardware loop 1 must contain three or more instruction words.

If the last packet in a loop is expressed in assembly language with fewer than the required number of words, the assembler automatically adds one or two NOP instructions to the encoded packet so it contains the minimum required number of instruction words.

The Parse fields in a packet's first and second instruction words (i.e., the words at the lowest addresses) encode whether or not the packet is the last packet in a hardware loop.

Table 10-7 shows how the Parse fields are used to encode loop packets.

Table 10-7 Loop packet encoding

Packet	Parse Field in First Instruction	Parse Field in Second Instruction
Not last in loop	01 or 11	01 or 11 ¹
Last in loop 0	10	01 or 11
Last in loop 1	01	10
Last in loops 0 & 1	10	10

¹ Not applicable for single-instruction packets.

The following examples show how the Parse field is used to encode loop packets:

```

{ A  B}:endloop0
 10 11 // Parse fields of instrs A,B

{ A  B  C}:endloop0
 10 01 11 // Parse fields of instrs A,B,C

{ A  B  C  D}:endloop0
 10 01 01 11 // Parse fields of instrs A,B,C,D

{ A  B  C}:endloop1
 01 10 11 // Parse fields of instrs A,B,C

{ A  B  C  D}:endloop1
 01 10 01 11 // Parse fields of instrs A,B,C,D

{ A  B  C}:endloop0:endloop1
 10 10 11 // Parse fields of instrs A,B,C

{ A  B  C  D}:endloop0:endloop1
 10 10 01 11 // Parse fields of instrs A,B,C,D

```

10.7 Immediate values

To conserve encoding space, the Hexagon processor often stores immediate values in instruction fields that are smaller (in bit size) than the values actually needed in the instruction operation.

When an instruction operates on one of its immediate operands, the processor automatically extends the immediate value to the bit size required by the operation:

- Signed immediate values are *sign-extended*
- Unsigned immediate values are *zero-extended*

10.8 Scaled immediates

To minimize the number of bits used in instruction words to store certain immediate values, the Hexagon processor stores the values as *scaled immediates*. Scaled immediate values are used when an immediate value must represent integral multiples of a power of 2 in a specific range.

For example, consider an instruction operand whose possible values are the following:

-32, -28, -24, -20, -16, -12, -8, -4, 0, 4, 8, 12, 16, 20, 24, 28

Encoding the full range of integers -32..28 would normally require 6 bits. However, if the operand is stored as a scaled immediate, it can first be shifted right by two bits, with only the four remaining bits being stored in the instruction word. When the operand is fetched from the instruction word, the processor automatically shifts the value left by two bits to recreate the original operand value.

NOTE The scaled immediate value in the example above is represented notationally as #s4:2. For more information see [Section 1.4](#).

Scaled immediate values are commonly used to encode address offsets which apply to data types of varying size. For example, [Table 10-8](#) shows how the byte offsets used in immediate-with-offset addressing mode are stored as 11-bit scaled immediate values. This enables the offsets to span the same range of data elements regardless of the data type.

Table 10-8 Scaled immediate encoding (indirect offsets)

Data Type	Offset Size (Stored)	Scale Bits	Offset Size (Effective)	Offset Range (Bytes)	Offset Range (Elements)
byte	11	0	11	-1024 ... 1023	-1024 ... 1023
halfword	11	1	12	-2048 ... 2046	-1024 ... 1023
word	11	2	13	-4096 ... 4092	-1024 ... 1023
doubleword	11	3	14	-8192 ... 8184	-1024 ... 1023

10.9 Constant extenders

To support the use of 32-bit operands in a number of instructions, the Hexagon processor defines an instruction word which exists solely to extend the bit range of an immediate or address operand that is contained in an adjacent instruction in a packet. These instruction words are called *constant extenders*.

For example, the absolute addressing mode specifies a 32-bit constant value as the effective address. Instructions using this addressing mode are encoded in a single packet containing both the normal instruction word and a second word with a constant extender that increases the range of the instruction's normal constant operand to a full 32 bits.

NOTE Constant extended operands can encode symbols.

A constant extender is encoded as a 32-bit instruction with the 4-bit ICLASS field set to 0 and the 2-bit Parse field set to its usual value (Section 10.5). The remaining 26 bits in the instruction word store the data bits that are prepended to an operand as small as 6 bits in order to create a full 32-bit value.

Table 10-9 shows the encoding details.

Table 10-9 Constant extender encoding

Bits	Name	Description
31:28	ICLASS	Instruction class = 0000
27:16	Extender high	High 12 bits of 26-bit constant extension
15:14	Parse	Parse bits
13:0	Extender low	Low 14 bits of 26-bit constant extension

Within a packet, a constant extender must be positioned immediately before the instruction that it extends: in terms of memory addresses, the extender word must reside at address ($\langle \text{instr_address} \rangle - 4$).

The constant extender effectively serves as a prefix for an instruction: it is not executed in a slot, nor does it consume any slot resources. All packets must contain four or fewer words, and the constant extender occupies one word.

If the instruction operand to be extended is longer than 6 bits, the overlapping bits in the base instruction must be encoded as zeros. The value in the constant extender always supplies the upper 26 bits.

Table 10-10 lists the instructions that work with constant extenders.

The `Regclass` field in the table lists the values that bits [27:24] must be set to in the instruction word to identify the instruction as one that may include a constant extender.

NOTE In cases where the base instruction encodes two constant operands, the extended immediate is the one specified in the table.

Constant extenders appear in disassembly listings as Hexagon instructions with the name `immext`.

Table 10-10 Constant extender instructions

ICLASS	Regclass	Instructions
LD	---1	Rd = mem{b,ub,h,uh,w,d} (##U32) if ([!]Pt[.new]) Rd = mem{b,ub,h,uh,w,d} (Rs + ##U32) // predicated loads
LD	----	Rd = mem{b,ub,h,uh,w,d} (Rs + ##U32) Rd = mem{b,ub,h,uh,w,d} (Re=##U32) Rd = mem{b,ub,h,uh,w,d} (Rt<<#u2 + ##U32) if ([!]Pt[.new]) Rd = mem{b,ub,h,uh,w,d} (##U32)
ST	---0	mem{b,h,w,d} (##U32) = Rs[.new] // GP-stores if ([!]Pt[.new]) mem{b,h,w,d} (Rs + ##U32) = Rt[.new] // predicated stores
ST	----	mem{b,h,w,d} (Rs + ##U32) = Rt[.new] mem{b,h,w,d} (Rd=##U32) = Rt[.new] mem{b,h,w,d} (Ru<<#u2 + ##U32) = Rt[.new] if ([!]Pt[.new]) mem{b,h,w,d} (##U32) = Rt[.new]
MEMOP	----	[if [!]Ps] memw(Rs + #u6) = ##U32 // constant store memw(Rs + Rt<<#u2) = ##U32 // constant store
NV	----	if (cmp.xx(Rs.new,##U32)) jump:hint target
ALU32	----	Rd = ##u32 Rdd = combine(Rs,##u32) Rdd = combine(##u32,Rs) Rdd = combine(##u32,#s8) Rdd = combine(#s8,##u32) Rd = mux (Pu, Rs,##u32) Rd = mux (Pu, ##u32, Rs) Rd = mux (Pu, ##u32, #s8) if ([!]Pu[.new]) Rd = add(Rs,##u32) if ([!]Pu[.new]) Rd = ##u32 Pd = [!]cmp.eq (Rs,##u32) Pd = [!]cmp.gt (Rs,##u32) Pd = [!]cmp.gtu (Rs,##u32) Rd = [!]cmp.eq(Rs,##u32) Rd = and(Rs,##u32) Rd = or(Rs,##u32) Rd = sub(##u32,Rs)
ALU32	----	Rd = add(Rs,##s32)
XTYPE	00--	Rd = mpyi(Rs,##u32) Rd += mpyi(Rs,##u32) Rd -= mpyi(Rs,##u32) Rx += add(Rs,##u32) Rx -= add(Rs,##u32)
ALU32	---- 1	Rd = ##u32 Rd = add(Rs,##s32)
J	1---	jump (PC + ##s32) call (PC + ##s32) if ([!]Pu) call (PC + ##s32)

Table 10-10 Constant extender instructions (Continued)

ICLASS	Regclass	Instructions
CR	----	Pd = spNloop0(PC+##s32,Rs/#U10) loop0/1 (PC+##s32,#Rs/#U10)
XTYPE	1---	Rd = add(pc,##s32) Rd = add(##u32,mpyi(Rs,#u6)) Rd = add(##u32,mpyi(Rs,Rt)) Rd = add(Rs,add(Rt,##u32)) Rd = add(Rs,sub(##u32,Rt)) Rd = sub(##u32,add(Rs,Rt)) Rd = or(Rs,and(Rt,##u32)) Rx = add/sub/and/or (##u32,asl/asr/lshr(Rx,#U5)) Rx = add/sub/and/or (##u32,asl/asr/lshr(Rs,Rx)) Rx = add/sub/and/or (##u32,asl/asr/lshr(Rx,Rs)) Pd = cmpb/h.{eq,gt,gtu} (Rs,##u32)

¹ Constant extension is only for a Slot 1 sub-instruction.

NOTE If a constant extender is encoded in a packet for an instruction that does not accept a constant extender, the execution result is undefined. The assembler normally ensures that only valid constant extenders are generated.

Encoding 32-bit address operands in load/stores

Two methods exist for encoding a 32-bit absolute address in a load or store instruction:

1) For unconditional load/stores, the GP-relative load/store instruction is used. The assembler encodes the absolute 32-bit address as follows:

- The upper 26 bits are encoded in a constant extender
- The lower 6 bits are encoded in the 6 operand bits contained in the GP-relative instruction

In this case the 32-bit value encoded must be a plain address, and the value stored in the GP register is ignored.

NOTE When a constant extender is explicitly specified with a GP-relative load/store, the processor ignores the value in GP and creates the effective address directly from the 32-bit constant value.

2) For conditional load/store instructions that have their base address encoded only by a 6-bit immediate operand, a constant extender *must* be explicitly specified; otherwise, the execution result is undefined. The assembler ensures that these instructions always include a constant extender.

This case applies also to instructions that use the absolute-set addressing mode or absolute-plus-register-offset addressing mode.

Encoding 32-bit immediate operands

The immediate operands of certain instructions use scaled immediates (Section 10.8) to increase their addressable range. When constant extenders are used, scaled immediates are *not* scaled by the processor. Instead, the assembler must encode the full 32-bit unscaled value as follows:

- The upper 26 bits are encoded in the constant extender
- The lower 6 bits are encoded in the base instruction in the least-significant bit positions of the immediate operand field.
- Any overlapping bits in the base instruction are encoded as zeros.

Encoding 32-bit jump/call target addresses

When a jump/call has a constant extender, the resulting target address is forced to a 32-bit alignment (i.e., bits 1:0 in the address are cleared by hardware). The resulting jump/call operation will never cause an alignment violation.

10.10 New-value operands

Instructions that include a new-value register operand specify in their encodings which instruction in the packet has its destination register accessed as the new-value register.

New-value consumers include a 3-bit instruction field named Nt which specifies this information.

- $Nt[0]$ is reserved and should always be encoded as zero. A non-zero value produces undefined results.
- $Nt[2:1]$ encodes the distance (in instructions) from the producer to the consumer, as follows:
 - $Nt[2:1] = 00$ // reserved
 - $Nt[2:1] = 01$ // producer is +1 instruction ahead of consumer
 - $Nt[2:1] = 10$ // producer is +2 instructions ahead of consumer
 - $Nt[2:1] = 11$ // producer is +3 instructions ahead of consumer

“ahead” is defined here as the instruction encoded at a lower memory address than the consumer instruction, not counting empty slots or constant extenders. For example, the following producer/consumer relationship would be encoded with $Nt[2:1]$ set to 01.

```

...
<producer instruction word>
<consumer constant extender word>
<consumer instruction word>
...

```

NOTE Instructions with 64-bit register pair destinations cannot produce new-values. The assembler flags this case with an error, as the result is undefined.

10.11 Instruction mapping

Some Hexagon processor instructions are encoded by the assembler as variants of other instructions. This is done for operations that are functionally equivalent to other instructions, but are still defined as separate instructions because of their programming utility as common operations.

[Table 10-11](#) lists some of the instructions that are mapped to other instructions.

Table 10-11 Instruction mapping

Instruction	Mapping
Rd = not (Rs)	Rd = sub (#-1, Rs)
Rd = neg (Rs)	Rd = sub (#0, Rs)
Rdd = Rss	Rdd = combine (Rss.H32, Rss.L32)

11 Instruction Set

11.1 Overview

This chapter describes the instruction set for version 6 of the Hexagon processor.

The instructions are listed alphabetically within instruction categories. The following information is provided for each instruction:

- Instruction name
- A brief description of the instruction
- A high-level functional description (syntax and behavior) with all possible operand types
- Instruction class and slot information for grouping instructions in packets
- Notes on miscellaneous issues
- Any C intrinsic functions that provide access to the instruction
- Instruction encoding

11.2 Instruction categories

- ALU32 — 32-bit ALU operations
 - ALU — Arithmetic and Logical
 - PERM — Permute
 - PRED — Predicate
- CR — Control registers, looping
- JR — Jump from Register
- J — Jump
- LD — Load
- MEMOP — Memory operations
- NV — New-value operations
 - J — New-value jumps
 - ST — New-value stores
- ST — Store operations

- SYSTEM
 - User Instructions
- XTYPE — 32-bit and 64-bit operations
 - ALU — Arithmetic and Logical
 - BIT — Bit
 - COMPLEX — Complex
 - FP — Floating point
 - MPY — Multiply
 - PERM — Permute
 - PRED — Predicate
 - SHIFT — Shift

Table 11-1 lists the symbols used to specify the instruction syntax.

Table 11-1 Instruction syntax symbols

Symbol	Example	Meaning
=	R2 = R3;	Assignment of RHS to LHS
;	R2 = R3;	Marks the end of an instruction or group of instructions
{ ... }	{R2 = R3; R5 = R6;}	Indicates a group of parallel instructions.
#	#100	Immediate constant value
##	##2147483647	32-bit immediate constant value
0x	R2 = #0x1fe;	Indicates hexadecimal number
MEMxx	R2 = MEMxx(R3)	Access memory. xx specifies the size and type of access.
:sat	R2 = add(r1,r2):sat	Perform optional saturation
:rnd	R2 = mpy(r1.h,r2.h):rnd	Perform optional rounding
:<<16	R2 = add(r1.l,r2.l):<<16	Shift left by a halfword

Table 11-2 lists the symbols used to specify instruction operands.

Table 11-2 Instruction operand symbols

Symbol	Example	Meaning
#uN	R2 = #u16	Unsigned N-bit immediate value
#sN	R2 = add(R3,#s16)	Signed N-bit immediate value
#mN	Rd = mpyi(Rs,#m9)	Signed N-bit immediate value
#uN:S	R2 = memh(#u16:1)	Unsigned N-bit immediate value representing integral multiples of 2S in specified range
#sN:S	Rd = memw(Rs++#s4:2)	Signed N-bit immediate value representing integral multiples of 2S in specified range
#rN:S	call #r22:2	Same as #sN:S, but value is offset from PC of current packet
##	call ##32	Same as #, but associated value (u,s,m,r) is 32 bits

When an instruction contains more than one immediate operand, the operand symbols are specified in upper and lower case (e.g., #uN and #UN) to indicate where they appear in the instruction encodings.

The instruction behavior is specified using a superset of the C language. Table 11-3 lists symbols not defined in C which are used to specify the instruction behavior.

Table 11-3 Instruction behavior symbols

Symbol	Example	Meaning
usat_N	usat_16(Rs)	Saturate a value to an unsigned N-bit
sat_N	sat_16(Rs)	Saturate a value to a signed N-bit number
sxt x->y	sxt32->64(Rs)	Sign-extend value from x to y bits
zxt x->y	zxt32->64(Rs)	Zero-extend value from x to y bits
>>>	Rss >>> offset	Logical right shift

11.1 ALU32

The ALU32 instruction class includes instructions which perform arithmetic and logical operations on 32-bit data.

ALU32 instructions are executable on any slot.

11.1.1 ALU32/ALU

The ALU32/ALU instruction subclass includes instructions which perform arithmetic and logical operations on individual 32-bit items.

Add

Add a source register either to another source register or to a signed 16-bit immediate value. Store result in destination register. Source and destination registers are 32 bits. If the result overflows 32 bits, it wraps around. Optionally saturate the result to a signed value between 0x80000000 and 0x7fffffff.

For 64-bit versions of this operation, see the XTYPE add instructions.

Syntax	Behavior
<code>Rd=add(Rs, #s16)</code>	<code>apply_extension(#s);</code> <code>Rd=Rs+#s;</code>
<code>Rd=add(Rs, Rt)</code>	<code>Rd=Rs+Rt;</code>
<code>Rd=add(Rs, Rt) :sat</code>	<code>Rd=sat_32(Rs+Rt);</code>

Class: ALU32 (slots 0,1,2,3)

Notes

- If saturation occurs during execution of this instruction (a result is clamped to either maximum or minimum values), the OVF bit in the Status Register is set. OVF remains set until explicitly cleared by a transfer to SR.

Intrinsics

<code>Rd=add(Rs, #s16)</code>	<code>Word32 Q6_R_add_RI(Word32 Rs, Word32 Is16)</code>
<code>Rd=add(Rs, Rt)</code>	<code>Word32 Q6_R_add_RR(Word32 Rs, Word32 Rt)</code>
<code>Rd=add(Rs, Rt) :sat</code>	<code>Word32 Q6_R_add_RR_sat(Word32 Rs, Word32 Rt)</code>

Encoding

31	30	29	28	27	26	25	24	23	22	21	20	19	18	17	16	15	14	13	12	11	10	9	8	7	6	5	4	3	2	1	0	
ICLASS											s5					Parse				d5												
1	0	1	1	i	i	i	i	i	i	i	s	s	s	s	s	P	P	i	i	i	i	i	i	i	i	i	d	d	d	d	d	Rd=add(Rs,#s16)
ICLASS				P	MajOp			MinOp			s5					Parse				t5				d5								
1	1	1	1	0	0	1	1	0	0	0	s	s	s	s	s	P	P	-	t	t	t	t	t	-	-	-	d	d	d	d	d	Rd=add(Rs,Rt)
1	1	1	1	0	1	1	0	0	1	0	s	s	s	s	s	P	P	-	t	t	t	t	t	-	-	-	d	d	d	d	d	Rd=add(Rs,Rt):sat

Field name	Description
MajOp	Major Opcode
MinOp	Minor Opcode
P	Predicated
ICLASS	Instruction Class
Parse	Packet/Loop parse bits
d5	Field to encode register d
s5	Field to encode register s
t5	Field to encode register t

Logical operations

Perform bitwise logical operations (AND, OR, XOR, NOT) either on two source registers or on a source register and a signed 10-bit immediate value. Store the result in destination register. Source and destination registers are 32 bits.

For 64-bit versions of these operations, see the XTYPE logical instructions.

Syntax	Behavior
Rd=and(Rs, #s10)	apply_extension(#s); Rd=Rs&#s;
Rd=and(Rs, Rt)	Rd=Rs&Rt;
Rd=and(Rt, ~Rs)	Rd = (Rt & ~Rs);
Rd=not(Rs)	Assembler mapped to: "Rd=sub(#-1, Rs)"
Rd=or(Rs, #s10)	apply_extension(#s); Rd=Rs #s;
Rd=or(Rs, Rt)	Rd=Rs Rt;
Rd=or(Rt, ~Rs)	Rd = (Rt ~Rs);
Rd=xor(Rs, Rt)	Rd=Rs^Rt;

Class: ALU32 (slots 0,1,2,3)

Intrinsics

Rd=and(Rs, #s10)	Word32 Q6_R_and_RI(Word32 Rs, Word32 Is10)
Rd=and(Rs, Rt)	Word32 Q6_R_and_RR(Word32 Rs, Word32 Rt)
Rd=and(Rt, ~Rs)	Word32 Q6_R_and_RnR(Word32 Rt, Word32 Rs)
Rd=not(Rs)	Word32 Q6_R_not_R(Word32 Rs)
Rd=or(Rs, #s10)	Word32 Q6_R_or_RI(Word32 Rs, Word32 Is10)
Rd=or(Rs, Rt)	Word32 Q6_R_or_RR(Word32 Rs, Word32 Rt)
Rd=or(Rt, ~Rs)	Word32 Q6_R_or_RnR(Word32 Rt, Word32 Rs)
Rd=xor(Rs, Rt)	Word32 Q6_R_xor_RR(Word32 Rs, Word32 Rt)

Encoding

31	30	29	28	27	26	25	24	23	22	21	20	19	18	17	16	15	14	13	12	11	10	9	8	7	6	5	4	3	2	1	0	
ICLASS		Rs	MajOp		MinOp		s5					Parse					d5															
0	1	1	1	0	1	1	0	0	0	i	s	s	s	s	s	P	P	i	i	i	i	i	i	i	i	i	d	d	d	d	d	Rd=and(Rs,#s10)
0	1	1	1	0	1	1	0	1	0	i	s	s	s	s	s	P	P	i	i	i	i	i	i	i	i	i	d	d	d	d	d	Rd=or(Rs,#s10)
ICLASS		P	MajOp		MinOp		s5					Parse					t5					d5										

31	30	29	28	27	26	25	24	23	22	21	20	19	18	17	16	15	14	13	12	11	10	9	8	7	6	5	4	3	2	1	0	
1	1	1	1	0	0	0	1	0	0	0	s	s	s	s	s	P	P	-	t	t	t	t	t	-	-	-	d	d	d	d	d	Rd=and(Rs,Rt)
1	1	1	1	0	0	0	1	0	0	1	s	s	s	s	s	P	P	-	t	t	t	t	t	-	-	-	d	d	d	d	d	Rd=or(Rs,Rt)
1	1	1	1	0	0	0	1	0	1	1	s	s	s	s	s	P	P	-	t	t	t	t	t	-	-	-	d	d	d	d	d	Rd=xor(Rs,Rt)
1	1	1	1	0	0	0	1	1	0	0	s	s	s	s	s	P	P	-	t	t	t	t	t	-	-	-	d	d	d	d	d	Rd=and(Rt,~Rs)
1	1	1	1	0	0	0	1	1	0	1	s	s	s	s	s	P	P	-	t	t	t	t	t	-	-	-	d	d	d	d	d	Rd=or(Rt,~Rs)

Field name	Description
MajOp	Major Opcode
MinOp	Minor Opcode
Rs	No Rs read
MajOp	Major Opcode
MinOp	Minor Opcode
P	Predicated
ICLASS	Instruction Class
Parse	Packet/Loop parse bits
d5	Field to encode register d
s5	Field to encode register s
t5	Field to encode register t

Negate

Perform arithmetic negation on a source register. Store result in the destination register. Source and destination registers are 32 bits.

For 64-bit and saturating versions of this instruction, see the XTYPE-class negate instructions.

Syntax

`Rd=neg(Rs)`

Behavior

Assembler mapped to: "`Rd=sub(#0, Rs)`"

Class: N/A

Intrinsics

`Rd=neg(Rs)`

`Word32 Q6_R_neg_R(Word32 Rs)`

Nop

Perform no operation. This instruction is used for padding and alignment.

Within a packet, it can be positioned in any slot 0-3.

Syntax

nop

Behavior

Class: ALU32 (slots 0,1,2,3)

Encoding

31	30	29	28	27	26	25	24	23	22	21	20	19	18	17	16	15	14	13	12	11	10	9	8	7	6	5	4	3	2	1	0	
ICLASS				Rs	MajOp								Parse																			
0	1	1	1	1	1	1	1	-	-	-	-	-	-	-	-	P	P	-	-	-	-	-	-	-	-	-	-	-	-	-	-	nop

Field name	Description
MajOp	Major Opcode
Rs	No Rs read
ICLASS	Instruction Class
Parse	Packet/Loop parse bits

Subtract

Subtract a source register from either another source register or from a signed 10-bit immediate value. Store result in destination register. Source and destination registers are 32 bits. If the result underflows 32 bits, it wraps around. Optionally, saturate the result to a signed value between 0x8000_0000 and 0x7fff_ffff.

For 64-bit versions of this operation, see the XTYPE subtract instructions.

Syntax

```
Rd=sub(#s10,Rs)
```

```
Rd=sub(Rt,Rs)
```

```
Rd=sub(Rt,Rs):sat
```

Behavior

```
apply_extension(#s);
Rd=#s-Rs;
```

```
Rd=Rt-Rs;
```

```
Rd=sat_32(Rt - Rs);
```

Class: ALU32 (slots 0,1,2,3)

Notes

- If saturation occurs during execution of this instruction (a result is clamped to either maximum or minimum values), the OVF bit in the Status Register is set. OVF remains set until explicitly cleared by a transfer to SR.

Intrinsics

```
Rd=sub(#s10,Rs)
```

```
Word32 Q6_R_sub_IR(Word32 Is10, Word32 Rs)
```

```
Rd=sub(Rt,Rs)
```

```
Word32 Q6_R_sub_RR(Word32 Rt, Word32 Rs)
```

```
Rd=sub(Rt,Rs):sat
```

```
Word32 Q6_R_sub_RR_sat(Word32 Rt, Word32 Rs)
```

Encoding

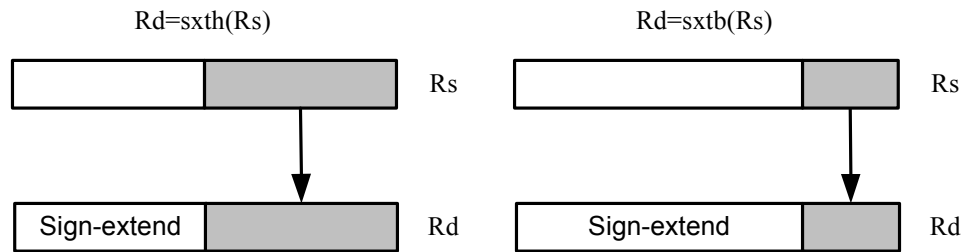
31	30	29	28	27	26	25	24	23	22	21	20	19	18	17	16	15	14	13	12	11	10	9	8	7	6	5	4	3	2	1	0		
ICLASS				Rs	MajOp			MinOp			s5					Parse												d5					
0	1	1	1	0	1	1	0	0	1	i	s	s	s	s	s	P	P	i	i	i	i	i	i	i	i	i	d	d	d	d	d	Rd=sub(#s10,Rs)	
ICLASS				P	MajOp			MinOp			s5					Parse		t5					d5										
1	1	1	1	0	0	1	1	0	0	1	s	s	s	s	s	P	P	-	t	t	t	t	t	-	-	-	d	d	d	d	d	Rd=sub(Rt,Rs)	
1	1	1	1	0	1	1	0	1	1	0	s	s	s	s	s	P	P	-	t	t	t	t	t	-	-	-	d	d	d	d	d	Rd=sub(Rt,Rs):sat	

Field name	Description
MajOp	Major Opcode
MinOp	Minor Opcode
Rs	No Rs read
MajOp	Major Opcode
MinOp	Minor Opcode
P	Predicated
ICLASS	Instruction Class

Field name	Description
<i>Parse</i>	Packet/Loop parse bits
<i>d5</i>	Field to encode register d
<i>s5</i>	Field to encode register s
<i>t5</i>	Field to encode register t

Sign extend

Sign-extend the least-significant byte or halfword from the source register and place the 32-bit result in the destination register.



Syntax

`Rd=sxtb(Rs)`

`Rd=sxth(Rs)`

Behavior

`Rd = sxt8->32(Rs) ;`

`Rd = sxt16->32(Rs) ;`

Class: ALU32 (slots 0,1,2,3)

Intrinsics

`Rd=sxtb(Rs)`

`Word32 Q6_R_sxtb_R(Word32 Rs)`

`Rd=sxth(Rs)`

`Word32 Q6_R_sxth_R(Word32 Rs)`

Encoding

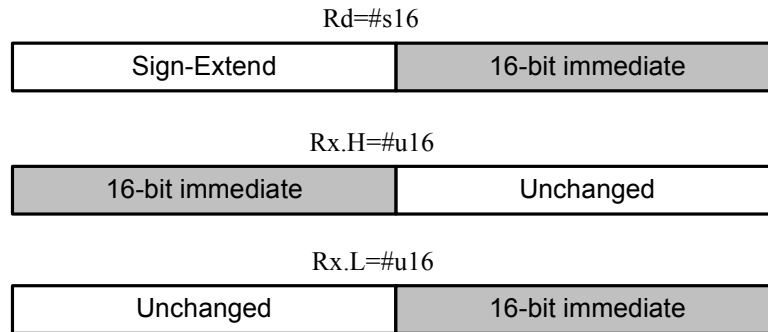
31	30	29	28	27	26	25	24	23	22	21	20	19	18	17	16	15	14	13	12	11	10	9	8	7	6	5	4	3	2	1	0			
ICLASS				Rs	MajOp			MinOp			s5					Parse		C											d5					
0	1	1	1	0	0	0	0	1	0	1	s	s	s	s	s	P	P	0	-	-	-	-	-	-	-	-	-	d	d	d	d	d	Rd=sxtb(Rs)	
0	1	1	1	0	0	0	0	1	1	1	s	s	s	s	s	P	P	0	-	-	-	-	-	-	-	-	-	d	d	d	d	d	Rd=sxth(Rs)	

Field name	Description
MajOp	Major Opcode
MinOp	Minor Opcode
Rs	No Rs read
C	Conditional
ICLASS	Instruction Class
Parse	Packet/Loop parse bits
d5	Field to encode register d
s5	Field to encode register s

Transfer immediate

Assign an immediate value to a 32-bit destination register.

Two types of assignment are supported. The first sign-extends a 16-bit signed immediate value to 32 bits. The second assigns a 16-bit unsigned immediate value to either the upper or lower 16 bits of the destination register, leaving the other 16 bits unchanged.



Syntax

Rd=#s16

Rdd=#s8

Rx.[HL]=#u16

Behavior

```
apply_extension(#s);
Rd=#s;
```

```
if ("#s8<0") {
    Assembler mapped to: "Rdd=combine(#-1,#s8)";
} else {
    Assembler mapped to: "Rdd=combine(#0,#s8)";
}
```

```
Rx.h[01]=#u;
```

Class: ALU32 (slots 0,1,2,3)

Intrinsics

Rd=#s16

Word32 Q6_R_equals_I(Word32 Is16)

Rdd=#s8

Word64 Q6_P_equals_I(Word32 Is8)

Rx.H=#u16

Word32 Q6_Rh_equals_I(Word32 Rx, Word32 Iu16)

Rx.L=#u16

Word32 Q6_Rl_equals_I(Word32 Rx, Word32 Iu16)

Encoding

31	30	29	28	27	26	25	24	23	22	21	20	19	18	17	16	15	14	13	12	11	10	9	8	7	6	5	4	3	2	1	0	
ICLASS				Rs	MajOp			MinOp			x5					Parse																
0	1	1	1	0	0	0	1	i	i	1	x	x	x	x	x	P	P	i	i	i	i	i	i	i	i	i	i	i	i	i	i	Rx.L=#u16
0	1	1	1	0	0	1	0	i	i	1	x	x	x	x	x	P	P	i	i	i	i	i	i	i	i	i	i	i	i	i	i	Rx.H=#u16
ICLASS				Rs	MajOp			MinOp			Parse												d5									
0	1	1	1	1	0	0	0	i	i	-	i	i	i	i	i	P	P	i	i	i	i	i	i	i	i	i	d	d	d	d	d	Rd=#s16

Field name	Description
MajOp	Major Opcode
MinOp	Minor Opcode
Rs	No Rs read
ICLASS	Instruction Class
Parse	Packet/Loop parse bits
d5	Field to encode register d
x5	Field to encode register x

Transfer register

Transfer a source register to a destination register. Source and destination registers are either 32 bits or 64 bits.

Syntax

Rd=Rs

Rdd=Rss

Behavior

Rd=Rs;

Assembler mapped to:
"Rdd=combine(Rss.H32,Rss.L32)"

Class: ALU32 (slots 0,1,2,3)

Intrinsics

Rd=Rs

Word32 Q6_R_equals_R(Word32 Rs)

Rdd=Rss

Word64 Q6_P_equals_P(Word64 Rss)

Encoding

31	30	29	28	27	26	25	24	23	22	21	20	19	18	17	16	15	14	13	12	11	10	9	8	7	6	5	4	3	2	1	0		
ICLASS				Rs	MajOp			MinOp			s5					Parse	C											d5					
0	1	1	1	0	0	0	0	0	1	1	s	s	s	s	s	P	P	0	-	-	-	-	-	-	-	-	-	d	d	d	d	d	Rd=Rs

Field name	Description
MajOp	Major Opcode
MinOp	Minor Opcode
Rs	No Rs read
C	Conditional
ICLASS	Instruction Class
Parse	Packet/Loop parse bits
d5	Field to encode register d
s5	Field to encode register s

Vector add halfwords

Add the two 16-bit halfwords of Rs to the two 16-bit halfwords of Rt. The results are optionally saturated to signed or unsigned 16-bit values.

Syntax

```
Rd=vaddh(Rs,Rt) [:sat]
```

```
Rd=vadduh(Rs,Rt) :sat
```

Behavior

```
for (i=0;i<2;i++) {
    Rd.h[i]=[sat_16] (Rs.h[i]+Rt.h[i]);
}
```

```
for (i=0;i<2;i++) {
    Rd.h[i]=usat_16 (Rs.uh[i]+Rt.uh[i]);
}
```

Class: ALU32 (slots 0,1,2,3)

Notes

- If saturation occurs during execution of this instruction (a result is clamped to either maximum or minimum values), the OVF bit in the Status Register is set. OVF remains set until explicitly cleared by a transfer to SR.

Intrinsics

```
Rd=vaddh(Rs,Rt)
```

```
Word32 Q6_R_vaddh_RR(Word32 Rs, Word32 Rt)
```

```
Rd=vaddh(Rs,Rt) :sat
```

```
Word32 Q6_R_vaddh_RR_sat(Word32 Rs, Word32 Rt)
```

```
Rd=vadduh(Rs,Rt) :sat
```

```
Word32 Q6_R_vadduh_RR_sat(Word32 Rs, Word32 Rt)
```

Encoding

31	30	29	28	27	26	25	24	23	22	21	20	19	18	17	16	15	14	13	12	11	10	9	8	7	6	5	4	3	2	1	0	
ICLASS				P	MajOp			MinOp			s5					Parse		t5					d5									
1	1	1	1	0	1	1	0	0	0	0	s	s	s	s	s	P	P	-	t	t	t	t	t	-	-	-	d	d	d	d	d	Rd=vaddh(Rs,Rt)
1	1	1	1	0	1	1	0	0	0	1	s	s	s	s	s	P	P	-	t	t	t	t	t	-	-	-	d	d	d	d	d	Rd=vaddh(Rs,Rt):sat
1	1	1	1	0	1	1	0	0	1	1	s	s	s	s	s	P	P	-	t	t	t	t	t	-	-	-	d	d	d	d	d	Rd=vadduh(Rs,Rt):sat

Field name	Description
MajOp	Major Opcode
MinOp	Minor Opcode
P	Predicated
ICLASS	Instruction Class
Parse	Packet/Loop parse bits
d5	Field to encode register d
s5	Field to encode register s
t5	Field to encode register t

Vector average halfwords

VAVGH adds the two 16-bit halfwords of Rs to the two 16-bit halfwords of Rd, and shifts the result right by 1 bit. Optionally, a rounding constant is added before shifting.

VNAVGH subtracts the two 16-bit halfwords of Rt from the two 16-bit halfwords of Rs, and shifts the result right by 1 bit. For vector negative average with rounding, see the XTYPE VNAVGH instruction.

Syntax

Rd=vavgh(Rs,Rt)

Rd=vavgh(Rs,Rt):rnd

Rd=vnavgh(Rt,Rs)

Behavior

```
for (i=0;i<2;i++) {
    Rd.h[i]=((Rs.h[i]+Rt.h[i])>>1);
}
```

```
for (i=0;i<2;i++) {
    Rd.h[i]=((Rs.h[i]+Rt.h[i]+1)>>1);
}
```

```
for (i=0;i<2;i++) {
    Rd.h[i]=((Rt.h[i]-Rs.h[i])>>1);
}
```

Class: ALU32 (slots 0,1,2,3)

Intrinsics

Rd=vavgh(Rs,Rt)

Rd=vavgh(Rs,Rt):rnd

Rd=vnavgh(Rt,Rs)

Word32 Q6_R_vavgh_RR(Word32 Rs, Word32 Rt)

Word32 Q6_R_vavgh_RR_rnd(Word32 Rs, Word32 Rt)

Word32 Q6_R_vnavgh_RR(Word32 Rt, Word32 Rs)

Encoding

31	30	29	28	27	26	25	24	23	22	21	20	19	18	17	16	15	14	13	12	11	10	9	8	7	6	5	4	3	2	1	0	
ICLASS				P	MajOp			MinOp			s5					Parse		t5					d5									
1	1	1	1	0	1	1	1	-	0	0	s	s	s	s	s	P	P	-	t	t	t	t	t	-	-	-	d	d	d	d	d	Rd=vavgh(Rs,Rt)
1	1	1	1	0	1	1	1	-	0	1	s	s	s	s	s	P	P	-	t	t	t	t	t	-	-	-	d	d	d	d	d	Rd=vavgh(Rs,Rt):rnd
1	1	1	1	0	1	1	1	-	1	1	s	s	s	s	s	P	P	-	t	t	t	t	t	-	-	-	d	d	d	d	d	Rd=vnavgh(Rt,Rs)

Field name	Description
MajOp	Major Opcode
MinOp	Minor Opcode
P	Predicated
ICLASS	Instruction Class
Parse	Packet/Loop parse bits
d5	Field to encode register d
s5	Field to encode register s
t5	Field to encode register t

Vector subtract halfwords

Subtract each of the two halfwords in 32-bit vector *Rs* from the corresponding halfword in vector *Rt*. Optionally saturate each 16-bit addition to either a signed or unsigned 16-bit value.

Applying saturation to the `VSUBH` instruction clamps the result to the signed range of `0x8000` to `0x7fff`, whereas applying saturation to `VSUBUH` ensures that the unsigned result is in the range `0` to `0xffff`. When saturation is not needed, `VSUBH` should be used.

Syntax

```
Rd=vsubh(Rt,Rs)[:sat]
```

```
Rd=vsubuh(Rt,Rs):sat
```

Behavior

```
for (i=0;i<2;i++) {
    Rd.h[i]=[sat_16](Rt.h[i]-Rs.h[i]);
}
```

```
for (i=0;i<2;i++) {
    Rd.h[i]=usat_16(Rt.uh[i]-Rs.uh[i]);
}
```

Class: ALU32 (slots 0,1,2,3)

Notes

- If saturation occurs during execution of this instruction (a result is clamped to either maximum or minimum values), the OVF bit in the Status Register is set. OVF remains set until explicitly cleared by a transfer to SR.

Intrinsics

```
Rd=vsubh(Rt,Rs)
```

```
Rd=vsubh(Rt,Rs):sat
```

```
Rd=vsubuh(Rt,Rs):sat
```

```
Word32 Q6_R_vsubh_RR(Word32 Rt, Word32 Rs)
```

```
Word32 Q6_R_vsubh_RR_sat(Word32 Rt, Word32 Rs)
```

```
Word32 Q6_R_vsubuh_RR_sat(Word32 Rt, Word32 Rs)
```

Encoding

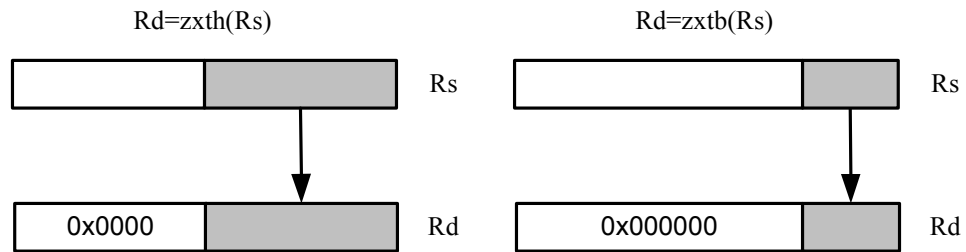
31	30	29	28	27	26	25	24	23	22	21	20	19	18	17	16	15	14	13	12	11	10	9	8	7	6	5	4	3	2	1	0	
ICLASS				P	MajOp			MinOp			s5					Parse		t5					d5									
1	1	1	1	0	1	1	0	1	0	0	s	s	s	s	s	P	P	-	t	t	t	t	t	-	-	-	d	d	d	d	d	Rd=vsubh(Rt,Rs)
1	1	1	1	0	1	1	0	1	0	1	s	s	s	s	s	P	P	-	t	t	t	t	t	-	-	-	d	d	d	d	d	Rd=vsubh(Rt,Rs):sat
1	1	1	1	0	1	1	0	1	1	1	s	s	s	s	s	P	P	-	t	t	t	t	t	-	-	-	d	d	d	d	d	Rd=vsubuh(Rt,Rs):sat

Field name	Description
MajOp	Major Opcode
MinOp	Minor Opcode
P	Predicated
ICLASS	Instruction Class
Parse	Packet/Loop parse bits

Field name	Description
d5	Field to encode register d
s5	Field to encode register s
t5	Field to encode register t

Zero extend

Zero-extend the least significant byte or halfword from Rs and place the 32-bit result in Rd.



Syntax

`Rd=zxtb(Rs)`

`Rd=zxtb(Rs)`

Behavior

Assembler mapped to: `"Rd=and(Rs, #255) "`

`Rd = zxt16->32(Rs) ;`

Class: ALU32 (slots 0,1,2,3)

Intrinsics

`Rd=zxtb(Rs)`

`Word32 Q6_R_zxtb_R(Word32 Rs)`

`Rd=zxtb(Rs)`

`Word32 Q6_R_zxtb_R(Word32 Rs)`

Encoding

31	30	29	28	27	26	25	24	23	22	21	20	19	18	17	16	15	14	13	12	11	10	9	8	7	6	5	4	3	2	1	0			
ICLASS				Rs	MajOp			MinOp			s5					Parse		C											d5					
0	1	1	1	0	0	0	0	1	1	0	s	s	s	s	s	P	P	0	-	-	-	-	-	-	-	-	-	d	d	d	d	d		Rd=zxtb(Rs)

Field name	Description
MajOp	Major Opcode
MinOp	Minor Opcode
Rs	No Rs read
C	Conditional
ICLASS	Instruction Class
Parse	Packet/Loop parse bits
d5	Field to encode register d
s5	Field to encode register s

11.1.2 ALU32/PERM

The ALU32/PERM instruction subclass includes instructions which rearrange or perform format conversion on vector data types.

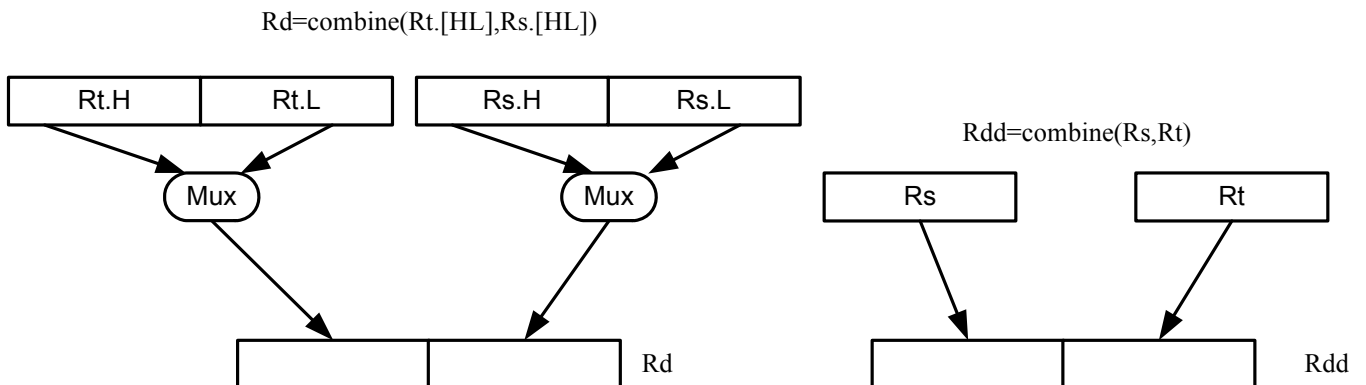
Combine words into doubleword

Combine halfwords or words into larger values.

In a halfword combine, either the high or low halfword of the first source register is transferred to the most-significant halfword of the destination register, while either the high or low halfword of the second source register is transferred to the least-significant halfword of the destination register. Source and destination registers are 32 bits.

In a word combine, the first source register is transferred to the most-significant word of the destination register, while the second source register is transferred to the least-significant word of the destination register. Source registers are 32 bits and the destination register is 64 bits.

In a variant of word combine, signed 8-bit immediate values (instead of registers) are transferred to the most- and least-significant words of the 64-bit destination register. Optionally one of the immediate values can be 32 bits.



Syntax

```
Rd=combine (Rt. [HL] ,Rs. [HL])
```

Behavior

```
Rd = (Rt.uh[01] <<16) | Rs.uh[01];
```


Syntax**Behavior**

<code>Rdd=combine (#s8, #S8)</code>	<code>apply_extension (#s); Rdd.w[0]=#S; Rdd.w[1]=#s;</code>
<code>Rdd=combine (#s8, #U6)</code>	<code>apply_extension (#U); Rdd.w[0]=#U; Rdd.w[1]=#s;</code>
<code>Rdd=combine (#s8, Rs)</code>	<code>apply_extension (#s); Rdd.w[0]=Rs; Rdd.w[1]=#s;</code>
<code>Rdd=combine (Rs, #s8)</code>	<code>apply_extension (#s); Rdd.w[0]=#s; Rdd.w[1]=Rs;</code>
<code>Rdd=combine (Rs, Rt)</code>	<code>Rdd.w[0]=Rt; Rdd.w[1]=Rs;</code>

Class: ALU32 (slots 0,1,2,3)**Intrinsics**

<code>Rd=combine (Rt.H, Rs.H)</code>	<code>Word32 Q6_R_combine_RhRh(Word32 Rt, Word32 Rs)</code>
<code>Rd=combine (Rt.H, Rs.L)</code>	<code>Word32 Q6_R_combine_RhRl(Word32 Rt, Word32 Rs)</code>
<code>Rd=combine (Rt.L, Rs.H)</code>	<code>Word32 Q6_R_combine_RlRh(Word32 Rt, Word32 Rs)</code>
<code>Rd=combine (Rt.L, Rs.L)</code>	<code>Word32 Q6_R_combine_RlRl(Word32 Rt, Word32 Rs)</code>
<code>Rdd=combine (#s8, #S8)</code>	<code>Word64 Q6_P_combine_II(Word32 Is8, Word32 IS8)</code>
<code>Rdd=combine (#s8, Rs)</code>	<code>Word64 Q6_P_combine_IR(Word32 Is8, Word32 Rs)</code>
<code>Rdd=combine (Rs, #s8)</code>	<code>Word64 Q6_P_combine_RI(Word32 Rs, Word32 Is8)</code>
<code>Rdd=combine (Rs, Rt)</code>	<code>Word64 Q6_P_combine_RR(Word32 Rs, Word32 Rt)</code>

Encoding

31	30	29	28	27	26	25	24	23	22	21	20	19	18	17	16	15	14	13	12	11	10	9	8	7	6	5	4	3	2	1	0		
ICLASS		Rs	MajOp		MinOp		s5					Parse					d5																
0	1	1	1	0	0	1	1	-	0	0	s	s	s	s	s	P	P	1	i	i	i	i	i	i	i	i	d	d	d	d	d	Rdd=combine(Rs,#s8)	
0	1	1	1	0	0	1	1	-	0	1	s	s	s	s	s	P	P	1	i	i	i	i	i	i	i	i	d	d	d	d	d	Rdd=combine(#s8,Rs)	
ICLASS		Rs	MajOp		MinOp		s5					Parse					d5																
0	1	1	1	1	1	0	0	0	1	1	1	1	1	1	1	P	P	1	i	i	i	i	i	i	i	i	d	d	d	d	d	Rdd=combine(#s8,#S8)	
0	1	1	1	1	1	0	0	1	-	-	1	1	1	1	1	P	P	1	i	i	i	i	i	i	i	i	d	d	d	d	d	Rdd=combine(#s8,#U6)	
ICLASS		P	MajOp		MinOp		s5					Parse					t5					d5											
1	1	1	1	0	0	1	1	1	0	0	s	s	s	s	s	P	P	-	t	t	t	t	t	t	-	-	-	d	d	d	d	d	Rd=combine(Rt.H,Rs.H)
1	1	1	1	0	0	1	1	1	0	1	s	s	s	s	s	P	P	-	t	t	t	t	t	t	-	-	-	d	d	d	d	d	Rd=combine(Rt.H,Rs.L)
1	1	1	1	0	0	1	1	1	1	0	s	s	s	s	s	P	P	-	t	t	t	t	t	t	-	-	-	d	d	d	d	d	Rd=combine(Rt.L,Rs.H)
1	1	1	1	0	0	1	1	1	1	1	s	s	s	s	s	P	P	-	t	t	t	t	t	t	-	-	-	d	d	d	d	d	Rd=combine(Rt.L,Rs.L)
1	1	1	1	0	1	0	1	0	-	-	s	s	s	s	s	P	P	-	t	t	t	t	t	t	-	-	-	d	d	d	d	d	Rdd=combine(Rs,Rt)

Field name	Description
MajOp	Major Opcode
MinOp	Minor Opcode
Rs	No Rs read
MajOp	Major Opcode
MinOp	Minor Opcode
P	Predicated
ICLASS	Instruction Class
Parse	Packet/Loop parse bits
d5	Field to encode register d
s5	Field to encode register s
t5	Field to encode register t

Mux

Select between two source registers based on the least-significant bit of a predicate register. If the bit is 1, transfer the first source register to the destination register; otherwise, transfer the second source register. Source and destination registers are 32 bits.

In a variant of mux, signed 8-bit immediate values can be used instead of registers for either or both source operands.

For 64-bit versions of this instruction, see the XTYPE vmux instruction.

Syntax	Behavior
Rd=mux (Pu, #s8, #S8)	PREDUSE_TIMING; apply_extension(#s); (Pu[0]) ? (Rd=#s) : (Rd=#S);
Rd=mux (Pu, #s8, Rs)	PREDUSE_TIMING; apply_extension(#s); (Pu[0]) ? (Rd=#s) : (Rd=Rs);
Rd=mux (Pu, Rs, #s8)	PREDUSE_TIMING; apply_extension(#s); (Pu[0]) ? (Rd=Rs) : (Rd=#s);
Rd=mux (Pu, Rs, Rt)	PREDUSE_TIMING; (Pu[0]) ? (Rd=Rs) : (Rd=Rt);

Class: ALU32 (slots 0,1,2,3)

Intrinsics

Rd=mux (Pu, #s8, #S8)	Word32 Q6_R_mux_pII (Byte Pu, Word32 Is8, Word32 IS8)
Rd=mux (Pu, #s8, Rs)	Word32 Q6_R_mux_pIR (Byte Pu, Word32 Is8, Word32 Rs)
Rd=mux (Pu, Rs, #s8)	Word32 Q6_R_mux_pRI (Byte Pu, Word32 Rs, Word32 IS8)
Rd=mux (Pu, Rs, Rt)	Word32 Q6_R_mux_pRR (Byte Pu, Word32 Rs, Word32 Rt)

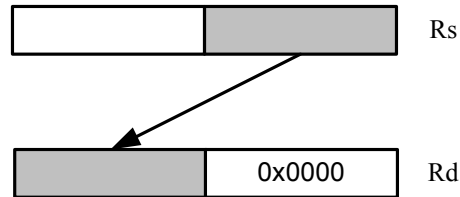
Encoding

31	30	29	28	27	26	25	24	23	22	21	20	19	18	17	16	15	14	13	12	11	10	9	8	7	6	5	4	3	2	1	0			
ICLASS				Rs	MajOp				u2		s5					Parse												d5						
0	1	1	1	0	0	1	1	0	u	u	s	s	s	s	s	P	P	0	i	i	i	i	i	i	i	i	d	d	d	d	d		Rd=mux(Pu,Rs,#s8)	
0	1	1	1	0	0	1	1	1	u	u	s	s	s	s	s	P	P	0	i	i	i	i	i	i	i	i	d	d	d	d	d		Rd=mux(Pu,#s8,Rs)	
ICLASS				Rs		u1								Parse												d5								
0	1	1	1	1	0	1	u	u	l	l	l	l	l	l	l	P	P	l	i	i	i	i	i	i	i	i	d	d	d	d	d		Rd=mux(Pu,#s8,#S8)	
ICLASS				P	MajOp								Parse		t5					u2		d5												
1	1	1	1	0	1	0	0	-	-	-	s	s	s	s	s	P	P	-	t	t	t	t	t	t	-	u	u	d	d	d	d	d		Rd=mux(Pu,Rs,Rt)

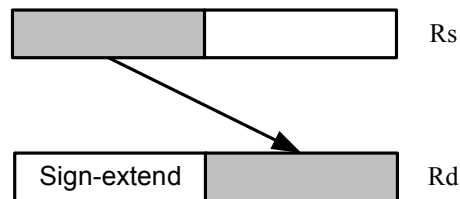
Field name	Description
MajOp	Major Opcode
MinOp	Minor Opcode
Rs	No Rs read
MajOp	Major Opcode
P	Predicated
ICLASS	Instruction Class
Parse	Packet/Loop parse bits
d5	Field to encode register d
s5	Field to encode register s
t5	Field to encode register t
u1	Field to encode register u
u2	Field to encode register u

Shift word by 16

ASLH performs an arithmetic left shift of the 32-bit source register by 16 bits (one halfword). The lower 16 bits of the destination are zero-filled.



ASRH performs an arithmetic right shift of the 32-bit source register by 16 bits (one halfword). The upper 16 bits of the destination are sign-extended.



Syntax

$Rd=aslh(Rs)$

$Rd=asrh(Rs)$

Behavior

$Rd=Rs<<16;$

$Rd=Rs>>16;$

Class: ALU32 (slots 0,1,2,3)

Intrinsics

$Rd=aslh(Rs)$

Word32 Q6_R_aslh_R(Word32 Rs)

$Rd=asrh(Rs)$

Word32 Q6_R_asrh_R(Word32 Rs)

Encoding

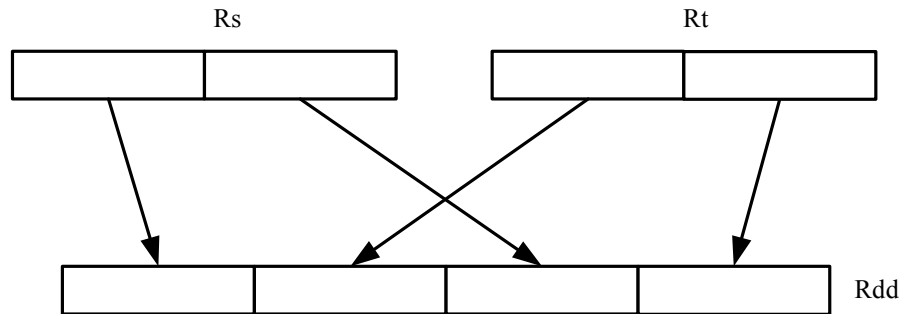
31	30	29	28	27	26	25	24	23	22	21	20	19	18	17	16	15	14	13	12	11	10	9	8	7	6	5	4	3	2	1	0	
ICLASS				Rs	MajOp			MinOp			s5					Parse		C	d5													
0	1	1	1	0	0	0	0	0	0	0	s	s	s	s	s	P	P	0	-	-	-	-	-	-	-	-	d	d	d	d	d	Rd=aslh(Rs)
0	1	1	1	0	0	0	0	0	0	1	s	s	s	s	s	P	P	0	-	-	-	-	-	-	-	-	d	d	d	d	d	Rd=asrh(Rs)

Field name	Description
MajOp	Major Opcode
MinOp	Minor Opcode
Rs	No Rs read
C	Conditional

Field name	Description
ICLASS	Instruction Class
Parse	Packet/Loop parse bits
d5	Field to encode register d
s5	Field to encode register s

Pack high and low halfwords

Pack together the most-significant halfwords from Rs and Rt into the most-significant word of register pair Rdd, and the least-significant halfwords from Rs and Rt into the least-significant halfword of Rdd.



Syntax

```
Rdd=packhl (Rs, Rt)
```

Behavior

```
Rdd.h[0]=Rt.h[0];
Rdd.h[1]=Rs.h[0];
Rdd.h[2]=Rt.h[1];
Rdd.h[3]=Rs.h[1];
```

Class: ALU32 (slots 0,1,2,3)

Intrinsics

```
Rdd=packhl (Rs, Rt)
```

```
Word64 Q6_P_packhl_RR(Word32 Rs, Word32 Rt)
```

Encoding

31	30	29	28	27	26	25	24	23	22	21	20	19	18	17	16	15	14	13	12	11	10	9	8	7	6	5	4	3	2	1	0		
ICLASS				P	MajOp			MinOp			s5					Parse		t5					d5										
1	1	1	1	0	1	0	1	1	-	-	s	s	s	s	s	P	P	-	t	t	t	t	t	-	-	-	d	d	d	d	d		Rdd=packhl(Rs,Rt)

Field name	Description
MajOp	Major Opcode
MinOp	Minor Opcode
P	Predicated
ICLASS	Instruction Class
Parse	Packet/Loop parse bits
d5	Field to encode register d
s5	Field to encode register s
t5	Field to encode register t

11.1.3 ALU32/PRED

The ALU32/PRED instruction subclass includes instructions which perform conditional arithmetic and logical operations based on the values stored in a predicate register, and produce predicate results. They are executable on any slot.

Conditional add

If the least-significant bit of predicate Pu is set, add a 32-bit source register to either another register or an immediate value. The result is placed in 32-bit destination register. If the predicate is false, the instruction does nothing.

Syntax

```
if ([!]Pu[.new]) Rd=add(Rs,#s8)
```

```
if ([!]Pu[.new]) Rd=add(Rs,Rt)
```

Behavior

```
if ([!]Pu[.new][0]) {
    apply_extension(#s);
    Rd=Rs+#s;
} else {
    NOP;
}
```

```
if ([!]Pu[.new][0]) {
    Rd=Rs+Rt;
} else {
    NOP;
}
```

Class: ALU32 (slots 0,1,2,3)

Encoding

31	30	29	28	27	26	25	24	23	22	21	20	19	18	17	16	15	14	13	12	11	10	9	8	7	6	5	4	3	2	1	0		
ICLASS				Rs	MajOp		PS	u2		s5					Parse		DN											d5					
0	1	1	1	0	1	0	0	0	u	u	s	s	s	s	s	P	P	0	i	i	i	i	i	i	i	i	i	d	d	d	d	d	if (Pu) Rd=add(Rs,#s8)
0	1	1	1	0	1	0	0	0	u	u	s	s	s	s	s	P	P	1	i	i	i	i	i	i	i	i	i	d	d	d	d	d	if (Pu.new) Rd=add(Rs,#s8)
0	1	1	1	0	1	0	0	1	u	u	s	s	s	s	s	P	P	0	i	i	i	i	i	i	i	i	d	d	d	d	d	if (!Pu) Rd=add(Rs,#s8)	
0	1	1	1	0	1	0	0	1	u	u	s	s	s	s	s	P	P	1	i	i	i	i	i	i	i	i	d	d	d	d	d	if (!Pu.new) Rd=add(Rs,#s8)	
ICLASS				P	MajOp		MinOp		s5					Parse		DN	t5					PS	u2	d5									
1	1	1	1	1	0	1	1	0	-	0	s	s	s	s	s	P	P	0	t	t	t	t	t	0	u	u	d	d	d	d	d	if (Pu) Rd=add(Rs,Rt)	
1	1	1	1	1	0	1	1	0	-	0	s	s	s	s	s	P	P	0	t	t	t	t	t	1	u	u	d	d	d	d	d	if (!Pu) Rd=add(Rs,Rt)	
1	1	1	1	1	0	1	1	0	-	0	s	s	s	s	s	P	P	1	t	t	t	t	t	0	u	u	d	d	d	d	d	if (Pu.new) Rd=add(Rs,Rt)	
1	1	1	1	1	0	1	1	0	-	0	s	s	s	s	s	P	P	1	t	t	t	t	t	1	u	u	d	d	d	d	d	if (!Pu.new) Rd=add(Rs,Rt)	

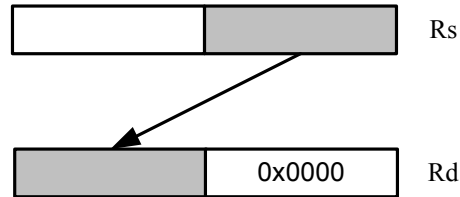
Field name	Description
MajOp	Major Opcode
MinOp	Minor Opcode
Rs	No Rs read
DN	Dot-new
PS	Predicate sense

Field name	Description
DN	Dot-new
MajOp	Major Opcode
MinOp	Minor Opcode
P	Predicated
PS	Predicate sense
ICLASS	Instruction Class
Parse	Packet/Loop parse bits
d5	Field to encode register d
s5	Field to encode register s
t5	Field to encode register t
u2	Field to encode register u

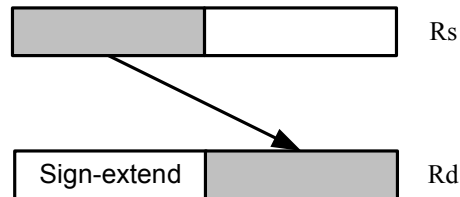
Conditional shift halfword

Conditionally shift a halfword.

ASLH performs an arithmetic left shift of the 32-bit source register by 16 bits (one halfword). The lower 16 bits of the destination are zero-filled.



ASRH performs an arithmetic right shift of the 32-bit source register by 16 bits (one halfword). The upper 16 bits of the destination are sign-extended.



Syntax

```
if ([!]Pu[.new]) Rd=aslh(Rs)
```

```
if ([!]Pu[.new]) Rd=asrh(Rs)
```

Behavior

```
if ([!]Pu[.new][0]) {
    Rd=Rs<<16;
} else {
    NOP;
}
```

```
if ([!]Pu[.new][0]) {
    Rd=Rs>>16;
} else {
    NOP;
}
```

Class: ALU32 (slots 0,1,2,3)

Encoding

31	30	29	28	27	26	25	24	23	22	21	20	19	18	17	16	15	14	13	12	11	10	9	8	7	6	5	4	3	2	1	0		
ICLASS				Rs		MajOp			MinOp			s5					Parse		C	S	dn	u2			d5								
0	1	1	1	0	0	0	0	0	0	0	0	s	s	s	s	s	P	P	1	-	0	0	u	u	-	-	-	d	d	d	d	d	if (Pu) Rd=aslh(Rs)
0	1	1	1	0	0	0	0	0	0	0	0	s	s	s	s	s	P	P	1	-	0	1	u	u	-	-	-	d	d	d	d	d	if (Pu.new) Rd=aslh(Rs)
0	1	1	1	0	0	0	0	0	0	0	0	s	s	s	s	s	P	P	1	-	1	0	u	u	-	-	-	d	d	d	d	d	if (!Pu) Rd=aslh(Rs)

31	30	29	28	27	26	25	24	23	22	21	20	19	18	17	16	15	14	13	12	11	10	9	8	7	6	5	4	3	2	1	0		
0	1	1	1	0	0	0	0	0	0	0	s	s	s	s	s	P	P	1	-	1	1	u	u	-	-	-	d	d	d	d	d	d	if (!Pu.new) Rd=aslh(Rs)
0	1	1	1	0	0	0	0	0	0	1	s	s	s	s	s	P	P	1	-	0	0	u	u	-	-	-	d	d	d	d	d	d	if (Pu) Rd=asrh(Rs)
0	1	1	1	0	0	0	0	0	0	1	s	s	s	s	s	P	P	1	-	0	1	u	u	-	-	-	d	d	d	d	d	d	if (Pu.new) Rd=asrh(Rs)
0	1	1	1	0	0	0	0	0	0	1	s	s	s	s	s	P	P	1	-	1	0	u	u	-	-	-	d	d	d	d	d	d	if (!Pu) Rd=asrh(Rs)
0	1	1	1	0	0	0	0	0	0	1	s	s	s	s	s	P	P	1	-	1	1	u	u	-	-	-	d	d	d	d	d	d	if (!Pu.new) Rd=asrh(Rs)

Field name	Description
MajOp	Major Opcode
MinOp	Minor Opcode
Rs	No Rs read
C	Conditional
S	Predicate sense
dn	Dot-new
ICLASS	Instruction Class
Parse	Packet/Loop parse bits
d5	Field to encode register d
s5	Field to encode register s
u2	Field to encode register u

Conditional combine

If the least-significant bit of predicate Pu is set, the most-significant word of destination Rdd is taken from the first source register Rs, while the least-significant word is taken from the second source register Rt. If the predicate is false, this instruction does nothing.

Syntax

```
if ([!]Pu[.new])
Rdd=combine(Rs,Rt)
```

Behavior

```
if ([!]Pu[.new][0]) {
    Rdd.w[0]=Rt;
    Rdd.w[1]=Rs;
} else {
    NOP;
}
```

Class: ALU32 (slots 0,1,2,3)

Encoding

31	30	29	28	27	26	25	24	23	22	21	20	19	18	17	16	15	14	13	12	11	10	9	8	7	6	5	4	3	2	1	0	
ICLASS				P	MajOp		MinOp		s5					Parse		^D _N	t5				PS	u2		d5								
1	1	1	1	1	1	0	1	0	0	0	s	s	s	s	s	P	P	0	t	t	t	t	t	0	u	u	d	d	d	d	d	if (Pu) Rdd=combine(Rs,Rt)
1	1	1	1	1	1	0	1	0	0	0	s	s	s	s	s	P	P	0	t	t	t	t	t	1	u	u	d	d	d	d	d	if (!Pu) Rdd=combine(Rs,Rt)
1	1	1	1	1	1	0	1	0	0	0	s	s	s	s	s	P	P	1	t	t	t	t	t	0	u	u	d	d	d	d	d	if (Pu.new) Rdd=combine(Rs,Rt)
1	1	1	1	1	1	0	1	0	0	0	s	s	s	s	s	P	P	1	t	t	t	t	t	1	u	u	d	d	d	d	d	if (!Pu.new) Rdd=combine(Rs,Rt)

Field name	Description
DN	Dot-new
MajOp	Major Opcode
MinOp	Minor Opcode
P	Predicated
PS	Predicate sense
ICLASS	Instruction Class
Parse	Packet/Loop parse bits
d5	Field to encode register d
s5	Field to encode register s
t5	Field to encode register t
u2	Field to encode register u

Conditional logical operations

If the least-significant bit of predicate Pu is set, then do a logical operation on the source values. The result is placed in 32-bit destination register. If the predicate is false, the instruction does nothing.

Syntax

```
if ([!]Pu[.new]) Rd=and(Rs,Rt)
```

```
if ([!]Pu[.new]) Rd=or(Rs,Rt)
```

```
if ([!]Pu[.new]) Rd=xor(Rs,Rt)
```

Behavior

```
if ([!]Pu[.new][0]) {
    Rd=Rs&Rt;
} else {
    NOP;
}
```

```
if ([!]Pu[.new][0]) {
    Rd=Rs|Rt;
} else {
    NOP;
}
```

```
if ([!]Pu[.new][0]) {
    Rd=Rs^Rt;
} else {
    NOP;
}
```

Class: ALU32 (slots 0,1,2,3)

Encoding

31	30	29	28	27	26	25	24	23	22	21	20	19	18	17	16	15	14	13	12	11	10	9	8	7	6	5	4	3	2	1	0	
ICLASS				P	MajOp			MinOp			s5					Parse		DN	t5					PS	u2		d5					
1	1	1	1	1	0	0	1	-	0	0	s	s	s	s	s	P	P	0	t	t	t	t	t	0	u	u	d	d	d	d	d	if (Pu) Rd=and(Rs,Rt)
1	1	1	1	1	0	0	1	-	0	0	s	s	s	s	s	P	P	0	t	t	t	t	t	1	u	u	d	d	d	d	d	if (!Pu) Rd=and(Rs,Rt)
1	1	1	1	1	0	0	1	-	0	0	s	s	s	s	s	P	P	1	t	t	t	t	t	0	u	u	d	d	d	d	d	if (Pu.new) Rd=and(Rs,Rt)
1	1	1	1	1	0	0	1	-	0	0	s	s	s	s	s	P	P	1	t	t	t	t	t	1	u	u	d	d	d	d	d	if (!Pu.new) Rd=and(Rs,Rt)
1	1	1	1	1	0	0	1	-	0	1	s	s	s	s	s	P	P	0	t	t	t	t	t	0	u	u	d	d	d	d	d	if (Pu) Rd=or(Rs,Rt)
1	1	1	1	1	0	0	1	-	0	1	s	s	s	s	s	P	P	0	t	t	t	t	t	1	u	u	d	d	d	d	d	if (!Pu) Rd=or(Rs,Rt)
1	1	1	1	1	0	0	1	-	0	1	s	s	s	s	s	P	P	1	t	t	t	t	t	0	u	u	d	d	d	d	d	if (Pu.new) Rd=or(Rs,Rt)
1	1	1	1	1	0	0	1	-	0	1	s	s	s	s	s	P	P	1	t	t	t	t	t	1	u	u	d	d	d	d	d	if (!Pu.new) Rd=or(Rs,Rt)
1	1	1	1	1	0	0	1	-	1	1	s	s	s	s	s	P	P	0	t	t	t	t	t	0	u	u	d	d	d	d	d	if (Pu) Rd=xor(Rs,Rt)
1	1	1	1	1	0	0	1	-	1	1	s	s	s	s	s	P	P	0	t	t	t	t	t	1	u	u	d	d	d	d	d	if (!Pu) Rd=xor(Rs,Rt)
1	1	1	1	1	0	0	1	-	1	1	s	s	s	s	s	P	P	1	t	t	t	t	t	0	u	u	d	d	d	d	d	if (Pu.new) Rd=xor(Rs,Rt)
1	1	1	1	1	0	0	1	-	1	1	s	s	s	s	s	P	P	1	t	t	t	t	t	1	u	u	d	d	d	d	d	if (!Pu.new) Rd=xor(Rs,Rt)

Field name	Description
DN	Dot-new
MajOp	Major Opcode
MinOp	Minor Opcode
P	Predicated
PS	Predicate sense
ICLASS	Instruction Class

Field name	Description
<i>Parse</i>	Packet/Loop parse bits
d5	Field to encode register d
s5	Field to encode register s
t5	Field to encode register t
u2	Field to encode register u

Conditional subtract

If the least-significant bit of predicate Pu is set, then subtract a 32-bit source register Rt from register Rs. The result is placed in a 32-bit destination register. If the predicate is false, the instruction does nothing.

Syntax

```
if ([!]Pu[.new]) Rd=sub(Rt,Rs)
```

Behavior

```
if ([!]Pu[.new][0]) {
    Rd=Rt-Rs;
} else {
    NOP;
}
```

Class: ALU32 (slots 0,1,2,3)

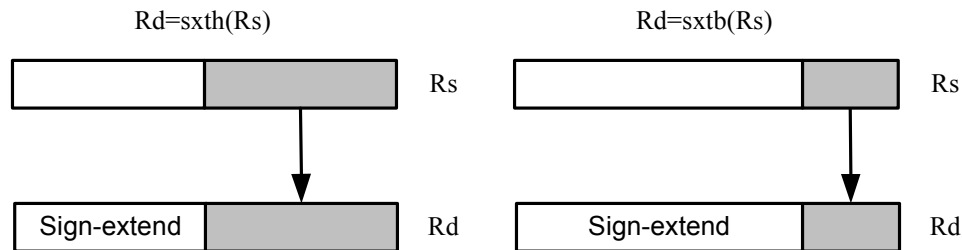
Encoding

31	30	29	28	27	26	25	24	23	22	21	20	19	18	17	16	15	14	13	12	11	10	9	8	7	6	5	4	3	2	1	0	
ICLASS				P	MajOp		MinOp		s5					Parse		^D _N	t5				PS	u2		d5								
1	1	1	1	1	0	1	1	0	-	1	s	s	s	s	s	P	P	0	t	t	t	t	t	0	u	u	d	d	d	d	d	if (Pu) Rd=sub(Rt,Rs)
1	1	1	1	1	0	1	1	0	-	1	s	s	s	s	s	P	P	0	t	t	t	t	t	1	u	u	d	d	d	d	d	if (!Pu) Rd=sub(Rt,Rs)
1	1	1	1	1	0	1	1	0	-	1	s	s	s	s	s	P	P	1	t	t	t	t	t	0	u	u	d	d	d	d	d	if (Pu.new) Rd=sub(Rt,Rs)
1	1	1	1	1	0	1	1	0	-	1	s	s	s	s	s	P	P	1	t	t	t	t	t	1	u	u	d	d	d	d	d	if (!Pu.new) Rd=sub(Rt,Rs)

Field name	Description
DN	Dot-new
MajOp	Major Opcode
MinOp	Minor Opcode
P	Predicated
PS	Predicate sense
ICLASS	Instruction Class
Parse	Packet/Loop parse bits
d5	Field to encode register d
s5	Field to encode register s
t5	Field to encode register t
u2	Field to encode register u

Conditional sign extend

Conditionally sign-extend the least-significant byte or halfword from Rs and put the 32-bit result in Rd.



Syntax

```
if ([!]Pu[.new]) Rd=sxtb(Rs)
```

```
if ([!]Pu[.new]) Rd=sxth(Rs)
```

Behavior

```
if ([!]Pu[.new][0]) {
    Rd=sxt8->32(Rs);
} else {
    NOP;
}
```

```
if ([!]Pu[.new][0]) {
    Rd=sxt16->32(Rs);
} else {
    NOP;
}
```

Class: ALU32 (slots 0,1,2,3)

Encoding

31	30	29	28	27	26	25	24	23	22	21	20	19	18	17	16	15	14	13	12	11	10	9	8	7	6	5	4	3	2	1	0	
ICLASS				Rs	MajOp				MinOp				s5					Parse	C	S	dn	u2	d5									
0	1	1	1	0	0	0	0	1	0	1	s	s	s	s	s	P	P	1	-	0	0	u	u	-	-	-	d	d	d	d	d	if (Pu) Rd=sxtb(Rs)
0	1	1	1	0	0	0	0	1	0	1	s	s	s	s	s	P	P	1	-	0	1	u	u	-	-	-	d	d	d	d	d	if (Pu.new) Rd=sxtb(Rs)
0	1	1	1	0	0	0	0	1	0	1	s	s	s	s	s	P	P	1	-	1	0	u	u	-	-	-	d	d	d	d	d	if (!Pu) Rd=sxtb(Rs)
0	1	1	1	0	0	0	0	1	0	1	s	s	s	s	s	P	P	1	-	1	1	u	u	-	-	-	d	d	d	d	d	if (!Pu.new) Rd=sxtb(Rs)
0	1	1	1	0	0	0	0	1	1	1	s	s	s	s	s	P	P	1	-	0	0	u	u	-	-	-	d	d	d	d	d	if (Pu) Rd=sxth(Rs)
0	1	1	1	0	0	0	0	1	1	1	s	s	s	s	s	P	P	1	-	0	1	u	u	-	-	-	d	d	d	d	d	if (Pu.new) Rd=sxth(Rs)
0	1	1	1	0	0	0	0	1	1	1	s	s	s	s	s	P	P	1	-	1	0	u	u	-	-	-	d	d	d	d	d	if (!Pu) Rd=sxth(Rs)
0	1	1	1	0	0	0	0	1	1	1	s	s	s	s	s	P	P	1	-	1	1	u	u	-	-	-	d	d	d	d	d	if (!Pu.new) Rd=sxth(Rs)

Field name	Description
MajOp	Major Opcode
MinOp	Minor Opcode
Rs	No Rs read
C	Conditional
S	Predicate sense
dn	Dot-new
ICLASS	Instruction Class

Field name	Description
<code>Parse</code>	Packet/Loop parse bits
<code>d5</code>	Field to encode register d
<code>s5</code>	Field to encode register s
<code>u2</code>	Field to encode register u

Conditional transfer

If the LSB of predicate Pu is set, transfer register Rs or a signed immediate into destination Rd. If the predicate is false, this instruction does nothing.

Syntax

```
if ([!]Pu[.new]) Rd=#s12
```

```
if ([!]Pu[.new]) Rd=Rs
```

```
if ([!]Pu[.new]) Rdd=Rss
```

Behavior

```
apply_extension(#s);
if ([!]Pu[.new][0]) Rd=#s;
else NOP;
```

```
Assembler mapped to: "if ([!]Pu[.new])
Rd=add(Rs,#0) "
```

```
Assembler mapped to: "if ([!]Pu[.new])
Rdd=combine(Rss.H32,Rss.L32) "
```

Class: ALU32 (slots 0,1,2,3)

Encoding

31	30	29	28	27	26	25	24	23	22	21	20	19	18	17	16	15	14	13	12	11	10	9	8	7	6	5	4	3	2	1	0	
ICLASS				Rs	MajOp		PS	u2						Parse	DN											d5						
0	1	1	1	1	1	1	0	0	u	u	0	i	i	i	i	P	P	0	i	i	i	i	i	i	i	d	d	d	d	d		if (Pu) Rd=#s12
0	1	1	1	1	1	1	0	0	u	u	0	i	i	i	i	P	P	1	i	i	i	i	i	i	i	d	d	d	d	d		if (Pu.new) Rd=#s12
0	1	1	1	1	1	1	0	1	u	u	0	i	i	i	i	P	P	0	i	i	i	i	i	i	i	d	d	d	d	d		if (!Pu) Rd=#s12
0	1	1	1	1	1	1	0	1	u	u	0	i	i	i	i	P	P	1	i	i	i	i	i	i	i	d	d	d	d	d		if (!Pu.new) Rd=#s12

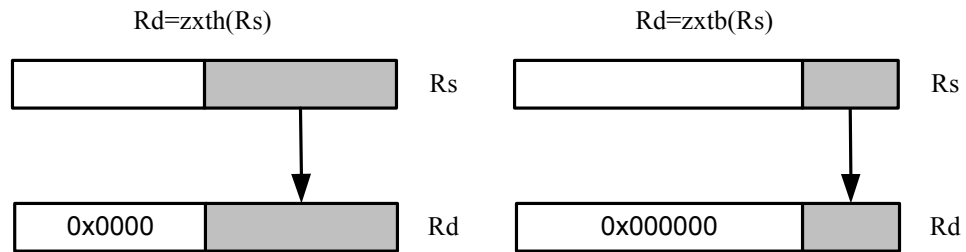
Field name

Description

MajOp	Major Opcode
MinOp	Minor Opcode
Rs	No Rs read
DN	Dot-new
PS	Predicate sense
ICLASS	Instruction Class
Parse	Packet/Loop parse bits
d5	Field to encode register d
u2	Field to encode register u

Conditional zero extend

Conditionally zero-extend the least-significant byte or halfword from Rs and put the 32-bit result in Rd.



Syntax

```
if ([!]Pu[.new]) Rd=zxtb(Rs)
```

```
if ([!]Pu[.new]) Rd=zxtb(Rs)
```

Behavior

```
if ([!]Pu[.new][0]) {
    Rd=zxt8->32(Rs);
} else {
    NOP;
}
```

```
if ([!]Pu[.new][0]) {
    Rd=zxt16->32(Rs);
} else {
    NOP;
}
```

Class: ALU32 (slots 0,1,2,3)

Encoding

31	30	29	28	27	26	25	24	23	22	21	20	19	18	17	16	15	14	13	12	11	10	9	8	7	6	5	4	3	2	1	0	
ICLASS				Rs	MajOp				MinOp				s5					Parse	C	S	dn	u2	d5									
0	1	1	1	0	0	0	0	1	0	0	s	s	s	s	s	P	P	1	-	0	0	u	u	-	-	-	d	d	d	d	d	if (Pu) Rd=zxtb(Rs)
0	1	1	1	0	0	0	0	1	0	0	s	s	s	s	s	P	P	1	-	0	1	u	u	-	-	-	d	d	d	d	d	if (Pu.new) Rd=zxtb(Rs)
0	1	1	1	0	0	0	0	1	0	0	s	s	s	s	s	P	P	1	-	1	0	u	u	-	-	-	d	d	d	d	d	if (!Pu) Rd=zxtb(Rs)
0	1	1	1	0	0	0	0	1	0	0	s	s	s	s	s	P	P	1	-	1	1	u	u	-	-	-	d	d	d	d	d	if (!Pu.new) Rd=zxtb(Rs)
0	1	1	1	0	0	0	0	1	1	0	s	s	s	s	s	P	P	1	-	0	0	u	u	-	-	-	d	d	d	d	d	if (Pu) Rd=zxtb(Rs)
0	1	1	1	0	0	0	0	1	1	0	s	s	s	s	s	P	P	1	-	0	1	u	u	-	-	-	d	d	d	d	d	if (Pu.new) Rd=zxtb(Rs)
0	1	1	1	0	0	0	0	1	1	0	s	s	s	s	s	P	P	1	-	1	0	u	u	-	-	-	d	d	d	d	d	if (!Pu) Rd=zxtb(Rs)
0	1	1	1	0	0	0	0	1	1	0	s	s	s	s	s	P	P	1	-	1	1	u	u	-	-	-	d	d	d	d	d	if (!Pu.new) Rd=zxtb(Rs)

Field name	Description
MajOp	Major Opcode
MinOp	Minor Opcode
Rs	No Rs read
C	Conditional
S	Predicate sense
dn	Dot-new
ICLASS	Instruction Class

Field name	Description
<code>Parse</code>	Packet/Loop parse bits
<code>d5</code>	Field to encode register d
<code>s5</code>	Field to encode register s
<code>u2</code>	Field to encode register u

Compare

The register form compares two 32-bit registers for unsigned greater than, greater than, or equal.

The immediate form compares a register against a signed or unsigned immediate value. The 8-bit predicate register Pd is set to all 1's or all 0's depending on the result. For 64-bit versions of this instruction, see the XTYPE compare instructions.

Syntax	Behavior
Pd=[!]cmp.eq(Rs,#s10)	apply_extension(#s); Pd=Rs[!]=#s ? 0xff : 0x00;
Pd=[!]cmp.eq(Rs,Rt)	Pd=Rs[!]=Rt ? 0xff : 0x00;
Pd=[!]cmp.gt(Rs,#s10)	apply_extension(#s); Pd=Rs<=#s ? 0xff : 0x00;
Pd=[!]cmp.gt(Rs,Rt)	Pd=Rs<=Rt ? 0xff : 0x00;
Pd=[!]cmp.gtu(Rs,#u9)	apply_extension(#u); Pd=Rs.uw[0]<=#u.uw[0] ? 0xff : 0x00;
Pd=[!]cmp.gtu(Rs,Rt)	Pd=Rs.uw[0]<=Rt.uw[0] ? 0xff : 0x00;
Pd=cmp.ge(Rs,#s8)	Assembler mapped to: "Pd=cmp.gt(Rs,#s8-1)"
Pd=cmp.geu(Rs,#u8)	if ("#u8==0") { Assembler mapped to: "Pd=cmp.eq(Rs,Rs)"; } else { Assembler mapped to: "Pd=cmp.gtu(Rs,#u8-1)"; }
Pd=cmp.lt(Rs,Rt)	Assembler mapped to: "Pd=cmp.gt(Rt,Rs)"
Pd=cmp.ltu(Rs,Rt)	Assembler mapped to: "Pd=cmp.gtu(Rt,Rs)"

Class: ALU32 (slots 0,1,2,3)

Intrinsics

Pd=!cmp.eq(Rs,#s10)	Byte Q6_p_not_cmp_eq_RI(Word32 Rs, Word32 Is10)
Pd=!cmp.eq(Rs,Rt)	Byte Q6_p_not_cmp_eq_RR(Word32 Rs, Word32 Rt)
Pd=!cmp.gt(Rs,#s10)	Byte Q6_p_not_cmp_gt_RI(Word32 Rs, Word32 Is10)
Pd=!cmp.gt(Rs,Rt)	Byte Q6_p_not_cmp_gt_RR(Word32 Rs, Word32 Rt)
Pd=!cmp.gtu(Rs,#u9)	Byte Q6_p_not_cmp_gtu_RI(Word32 Rs, Word32 Iu9)
Pd=!cmp.gtu(Rs,Rt)	Byte Q6_p_not_cmp_gtu_RR(Word32 Rs, Word32 Rt)
Pd=cmp.eq(Rs,#s10)	Byte Q6_p_cmp_eq_RI(Word32 Rs, Word32 Is10)
Pd=cmp.eq(Rs,Rt)	Byte Q6_p_cmp_eq_RR(Word32 Rs, Word32 Rt)
Pd=cmp.ge(Rs,#s8)	Byte Q6_p_cmp_ge_RI(Word32 Rs, Word32 Is8)
Pd=cmp.geu(Rs,#u8)	Byte Q6_p_cmp_geu_RI(Word32 Rs, Word32 Iu8)
Pd=cmp.gt(Rs,#s10)	Byte Q6_p_cmp_gt_RI(Word32 Rs, Word32 Is10)

Pd=cmp.gt (Rs, Rt)	Byte Q6_p_cmp_gt_RR (Word32 Rs, Word32 Rt)
Pd=cmp.gtu (Rs, #u9)	Byte Q6_p_cmp_gtu_RI (Word32 Rs, Word32 Iu9)
Pd=cmp.gtu (Rs, Rt)	Byte Q6_p_cmp_gtu_RR (Word32 Rs, Word32 Rt)
Pd=cmp.lt (Rs, Rt)	Byte Q6_p_cmp_lt_RR (Word32 Rs, Word32 Rt)
Pd=cmp.ltu (Rs, Rt)	Byte Q6_p_cmp_ltu_RR (Word32 Rs, Word32 Rt)

Encoding

31	30	29	28	27	26	25	24	23	22	21	20	19	18	17	16	15	14	13	12	11	10	9	8	7	6	5	4	3	2	1	0	
ICLASS		Rs	MajOp		MinOp		s5					Parse												d2								
0	1	1	1	0	1	0	1	0	0	i	s	s	s	s	s	P	P	i	i	i	i	i	i	i	i	i	0	0	0	d	d	Pd=cmp.eq(Rs,#s10)
0	1	1	1	0	1	0	1	0	0	i	s	s	s	s	s	P	P	i	i	i	i	i	i	i	i	i	1	0	0	d	d	Pd=!cmp.eq(Rs,#s10)
0	1	1	1	0	1	0	1	0	1	i	s	s	s	s	s	P	P	i	i	i	i	i	i	i	i	i	0	0	0	d	d	Pd=cmp.gt(Rs,#s10)
0	1	1	1	0	1	0	1	0	1	i	s	s	s	s	s	P	P	i	i	i	i	i	i	i	i	i	1	0	0	d	d	Pd=!cmp.gt(Rs,#s10)
0	1	1	1	0	1	0	1	1	0	0	s	s	s	s	s	P	P	i	i	i	i	i	i	i	i	i	0	0	0	d	d	Pd=cmp.gtu(Rs,#u9)
0	1	1	1	0	1	0	1	1	0	0	s	s	s	s	s	P	P	i	i	i	i	i	i	i	i	i	1	0	0	d	d	Pd=!cmp.gtu(Rs,#u9)
ICLASS		P	MajOp		MinOp		s5					Parse		t5					d2													
1	1	1	1	0	0	1	0	-	0	0	s	s	s	s	s	P	P	-	t	t	t	t	t	-	-	-	0	0	0	d	d	Pd=cmp.eq(Rs,Rt)
1	1	1	1	0	0	1	0	-	0	0	s	s	s	s	s	P	P	-	t	t	t	t	t	-	-	-	1	0	0	d	d	Pd=!cmp.eq(Rs,Rt)
1	1	1	1	0	0	1	0	-	1	0	s	s	s	s	s	P	P	-	t	t	t	t	t	-	-	-	0	0	0	d	d	Pd=cmp.gt(Rs,Rt)
1	1	1	1	0	0	1	0	-	1	0	s	s	s	s	s	P	P	-	t	t	t	t	t	-	-	-	1	0	0	d	d	Pd=!cmp.gt(Rs,Rt)
1	1	1	1	0	0	1	0	-	1	1	s	s	s	s	s	P	P	-	t	t	t	t	t	-	-	-	0	0	0	d	d	Pd=cmp.gtu(Rs,Rt)
1	1	1	1	0	0	1	0	-	1	1	s	s	s	s	s	P	P	-	t	t	t	t	t	-	-	-	1	0	0	d	d	Pd=!cmp.gtu(Rs,Rt)

Field name	Description
MajOp	Major Opcode
MinOp	Minor Opcode
Rs	No Rs read
MajOp	Major Opcode
MinOp	Minor Opcode
P	Predicated
ICLASS	Instruction Class
Parse	Packet/Loop parse bits
d2	Field to encode register d
s5	Field to encode register s
t5	Field to encode register t

Compare to general register

The register form compares two 32-bit registers for unsigned greater than, greater than, or equal. The immediate form compares a register against a signed or unsigned immediate value. The resulting zero or one is placed in a general register.

Syntax

```
Rd= [!] cmp.eq (Rs, #s8)
```

```
Rd= [!] cmp.eq (Rs, Rt)
```

Behavior

```
apply_extension(#s);  
Rd= (Rs[!]=#s);
```

```
Rd= (Rs[!]=Rt);
```

Class: ALU32 (slots 0,1,2,3)

Intrinsics

```
Rd=!cmp.eq (Rs, #s8)
```

```
Rd=!cmp.eq (Rs, Rt)
```

```
Rd=cmp.eq (Rs, #s8)
```

```
Rd=cmp.eq (Rs, Rt)
```

```
Word32 Q6_R_not_cmp_eq_RI (Word32 Rs, Word32 Is8)
```

```
Word32 Q6_R_not_cmp_eq_RR (Word32 Rs, Word32 Rt)
```

```
Word32 Q6_R_cmp_eq_RI (Word32 Rs, Word32 Is8)
```

```
Word32 Q6_R_cmp_eq_RR (Word32 Rs, Word32 Rt)
```

Encoding

31	30	29	28	27	26	25	24	23	22	21	20	19	18	17	16	15	14	13	12	11	10	9	8	7	6	5	4	3	2	1	0	
ICLASS				Rs	MajOp			MinOp			s5					Parse		d5														
0	1	1	1	0	0	1	1	-	1	0	s	s	s	s	s	P	P	1	i	i	i	i	i	i	i	i	d	d	d	d	d	Rd=cmp.eq(Rs,#s8)
0	1	1	1	0	0	1	1	-	1	1	s	s	s	s	s	P	P	1	i	i	i	i	i	i	i	i	d	d	d	d	d	Rd=!cmp.eq(Rs,#s8)
ICLASS				P	MajOp			MinOp			s5					Parse		t5					d5									
1	1	1	1	0	0	1	1	0	1	0	s	s	s	s	s	P	P	-	t	t	t	t	t	-	-	-	d	d	d	d	d	Rd=cmp.eq(Rs,Rt)
1	1	1	1	0	0	1	1	0	1	1	s	s	s	s	s	P	P	-	t	t	t	t	t	-	-	-	d	d	d	d	d	Rd=!cmp.eq(Rs,Rt)

Field name	Description
MajOp	Major Opcode
MinOp	Minor Opcode
Rs	No Rs read
MajOp	Major Opcode
MinOp	Minor Opcode
P	Predicated
ICLASS	Instruction Class
Parse	Packet/Loop parse bits
d5	Field to encode register d
s5	Field to encode register s
t5	Field to encode register t

11.2 CR

The CR instruction class includes instructions which manage control registers, including hardware looping, modulo addressing, and status flags.

CR instructions are executable on slot 3.

End loop instructions

The endloop instructions mark the end of a hardware loop. If the Loop Count (LC) register indicates that a loop should continue to iterate, the LC register is decremented and the program flow changes to the address in the Start Address (SA) register.

The endloopN instruction is actually a pseudo-instruction encoded in bits 15:14 of each instruction. Therefore, no distinct 32-bit encoding exists for this instruction.

Syntax	Behavior
endloop0	<pre> if (USR.LPCFG) { if (USR.LPCFG==1) { P3=0xff; } USR.LPCFG=USR.LPCFG-1; } if (LC0>1) { PC=SA0; LC0=LC0-1; } </pre>
endloop01	<pre> if (USR.LPCFG) { if (USR.LPCFG==1) { P3=0xff; } USR.LPCFG=USR.LPCFG-1; } if (LC0>1) { PC=SA0; LC0=LC0-1; } else { if (LC1>1) { PC=SA1; LC1=LC1-1; } } </pre>
endloop1	<pre> if (LC1>1) { PC=SA1; LC1=LC1-1; } </pre>

Class: N/A

Notes

- This instruction cannot be grouped in a packet with any program flow instructions.

- The Next PC value is the address immediately following the last instruction in the packet containing this instruction.
- The PC value is the address of the start of the packet

Corner detection acceleration

The FASTCORNER9 instruction takes the Ps and Pt values and treats them as a circular bit string. If any contiguous nine bits are set around the circle, the result is true, false otherwise. The sense may be optionally inverted. This instruction is used to accelerate FAST corner detection.

Syntax

```
Pd=[!] fastcorner9 (Ps, Pt)
```

Behavior

```

PREDUSE_TIMING;
tmp.h[0]=(Ps<<8) | Pt;
tmp.h[1]=(Ps<<8) | Pt;
for (i = 1; i < 9; i++) {
    tmp &= tmp >> 1;
}
Pd = tmp == 0 ? 0xff : 0x00;

```

Class: CR (slot 2,3)

Notes

- This instruction can execute on either slot2 or slot3, even though it is a CR-type

Intrinsics

```
Pd=!fastcorner9 (Ps, Pt)
```

```
Byte Q6_p_not_fastcorner9_pp(Byte Ps, Byte Pt)
```

```
Pd=fastcorner9 (Ps, Pt)
```

```
Byte Q6_p_fastcorner9_pp(Byte Ps, Byte Pt)
```

Encoding

31	30	29	28	27	26	25	24	23	22	21	20	19	18	17	16	15	14	13	12	11	10	9	8	7	6	5	4	3	2	1	0	
ICLASS				sm									s2		Parse		t2				d2											
0	1	1	0	1	0	1	1	0	0	0	0	-	-	s	s	P	P	1	-	-	-	t	t	1	-	-	1	-	-	d	d	Pd=fastcorner9(Ps,Pt)
0	1	1	0	1	0	1	1	0	0	0	1	-	-	s	s	P	P	1	-	-	-	t	t	1	-	-	1	-	-	d	d	Pd=!fastcorner9(Ps,Pt)

Field name	Description
sm	Supervisor mode only
ICLASS	Instruction Class
Parse	Packet/Loop parse bits
d2	Field to encode register d
s2	Field to encode register s
t2	Field to encode register t

Logical reductions on predicates

The ANY8 instruction sets a destination predicate register to 0xff if any of the low 8 bits in source predicate register Ps are set. Otherwise, the predicate is set to 0x00.

The ALL8 instruction sets a destination predicate register to 0xff if all of the low 8 bits in the source predicate register Ps are set. Otherwise, the predicate is set to 0x00.

Syntax	Behavior
Pd=all8(Ps)	PREDUSE_TIMING; (Ps==0xff) ? (Pd=0xff) : (Pd=0x00);
Pd=any8(Ps)	PREDUSE_TIMING; Ps ? (Pd=0xff) : (Pd=0x00);

Class: CR (slot 2,3)

Notes

- This instruction can execute on either slot2 or slot3, even though it is a CR-type

Intrinsics

Pd=all8(Ps)	Byte Q6_p_all8_p(Byte Ps)
Pd=any8(Ps)	Byte Q6_p_any8_p(Byte Ps)

Encoding

31	30	29	28	27	26	25	24	23	22	21	20	19	18	17	16	15	14	13	12	11	10	9	8	7	6	5	4	3	2	1	0		
ICLASS					sm									s2		Parse												d2					
0	1	1	0	1	0	1	1	1	0	0	0	-	-	s	s	P	P	0	-	-	-	-	-	-	-	-	-	-	-	-	d	d	Pd=any8(Ps)
0	1	1	0	1	0	1	1	1	0	1	0	-	-	s	s	P	P	0	-	-	-	-	-	-	-	-	-	-	-	d	d	Pd=all8(Ps)	

Field name	Description
sm	Supervisor mode only
ICLASS	Instruction Class
Parse	Packet/Loop parse bits
d2	Field to encode register d
s2	Field to encode register s

Looping instructions

loopN is a single instruction which sets up a hardware loop. The N in the instruction name indicates the set of loop registers to use.

Loop0 is the innermost loop, while loop1 is the outer loop.

The loopN instruction first sets the Start Address (SA) register based on a PC-relative immediate add. The relative immediate is added to the PC and stored in SA.

The Loop Count (LC) register is set to either an unsigned immediate or to a register value.

Syntax	Behavior
loop0 (#r7:2, #U10)	<pre> apply_extension(#r); #r=#r & ~PCALIGN_MASK; SA0=PC+#r; LC0=#U; USR.LPCFG=0; </pre>
loop0 (#r7:2, Rs)	<pre> apply_extension(#r); #r=#r & ~PCALIGN_MASK; SA0=PC+#r; LC0=Rs; USR.LPCFG=0; </pre>
loop1 (#r7:2, #U10)	<pre> apply_extension(#r); #r=#r & ~PCALIGN_MASK; SA1=PC+#r; LC1=#U; </pre>
loop1 (#r7:2, Rs)	<pre> apply_extension(#r); #r=#r & ~PCALIGN_MASK; SA1=PC+#r; LC1=Rs; </pre>

Class: CR (slot 3)

Notes

- This instruction cannot execute in the last address of a hardware loop.
- The Next PC value is the address immediately following the last instruction in the packet containing this instruction.
- The PC value is the address of the start of the packet
- A PC-relative address is formed by taking the decoded immediate value and adding it to the current PC value.

Encoding

31	30	29	28	27	26	25	24	23	22	21	20	19	18	17	16	15	14	13	12	11	10	9	8	7	6	5	4	3	2	1	0		
ICLASS					sm						s5					Parse																	
0	1	1	0	0	0	0	0	0	0	0	s	s	s	s	s	P	P	-	i	i	i	i	i	i	-	-	-	i	i	-	-	-	loop0(#r7:2,Rs)
0	1	1	0	0	0	0	0	0	0	1	s	s	s	s	s	P	P	-	i	i	i	i	i	i	-	-	-	i	i	-	-	-	loop1(#r7:2,Rs)
ICLASS					sm						Parse																						
0	1	1	0	1	0	0	1	0	0	0	I	I	I	I	I	P	P	-	i	i	i	i	i	i	I	I	I	i	i	-	I	I	loop0(#r7:2,#U10)
0	1	1	0	1	0	0	1	0	0	1	I	I	I	I	I	P	P	-	i	i	i	i	i	i	I	I	I	i	i	-	I	I	loop1(#r7:2,#U10)

Field name	Description
sm	Supervisor mode only
ICLASS	Instruction Class
Parse	Packet/Loop parse bits
s5	Field to encode register s

Add to PC

Add an immediate value to the Program Counter (PC) and place the result in a destination register. This instruction is typically used with a constant extender to add a 32-bit immediate value to PC.

Syntax

```
Rd=add(pc, #u6)
```

Behavior

```
Rd=PC+apply_extension(#u);
```

Class: CR (slot 3)

Encoding

31	30	29	28	27	26	25	24	23	22	21	20	19	18	17	16	15	14	13	12	11	10	9	8	7	6	5	4	3	2	1	0	
ICLASS					sm											Parse					d5											
0	1	1	0	1	0	1	0	0	1	0	0	1	0	0	1	P	P	-	i	i	i	i	i	i	-	-	d	d	d	d	d	Rd=add(pc,#u6)

Field name	Description
sm	Supervisor mode only
ICLASS	Instruction Class
Parse	Packet/Loop parse bits
d5	Field to encode register d

Pipelined loop instructions

spNloop0 is a single instruction which sets up a hardware loop with automatic predicate control. This features saves code size by enabling many software pipelined loops to be generated without prologue code. Upon executing this instruction, the P3 register is automatically cleared. After the loop has been executed N times (where N is selectable from 1-3), the P3 register is set. The intent is that store instructions in the loop are predicated with P3 and thus not enabled during the pipeline warm-up.

In the spNloop0 instruction the loop 0 (inner-loop) registers are used. This instruction sets the Start Address (SA0) register based on a PC-relative immediate add. The relative immediate is added to the PC and stored in SA0. The Loop Count (LC0) is set to either an unsigned immediate or to a register value. The predicate P3 is cleared. The USR.LPCFG bits are set based on the N value.

Syntax	Behavior
<code>p3=sp1loop0(#r7:2,#U10)</code>	<pre> apply_extension(#r); #r=#r & ~PCALIGN_MASK; SA0=PC+#r; LC0=#U; USR.LPCFG=1; P3=0; </pre>
<code>p3=sp1loop0(#r7:2,Rs)</code>	<pre> apply_extension(#r); #r=#r & ~PCALIGN_MASK; SA0=PC+#r; LC0=Rs; USR.LPCFG=1; P3=0; </pre>
<code>p3=sp2loop0(#r7:2,#U10)</code>	<pre> apply_extension(#r); #r=#r & ~PCALIGN_MASK; SA0=PC+#r; LC0=#U; USR.LPCFG=2; P3=0; </pre>
<code>p3=sp2loop0(#r7:2,Rs)</code>	<pre> apply_extension(#r); #r=#r & ~PCALIGN_MASK; SA0=PC+#r; LC0=Rs; USR.LPCFG=2; P3=0; </pre>
<code>p3=sp3loop0(#r7:2,#U10)</code>	<pre> apply_extension(#r); #r=#r & ~PCALIGN_MASK; SA0=PC+#r; LC0=#U; USR.LPCFG=3; P3=0; </pre>
<code>p3=sp3loop0(#r7:2,Rs)</code>	<pre> apply_extension(#r); #r=#r & ~PCALIGN_MASK; SA0=PC+#r; LC0=Rs; USR.LPCFG=3; P3=0; </pre>

Class: CR (slot 3)**Notes**

- The predicate generated by this instruction cannot be used as a .new predicate, nor can it be automatically AND'd with another predicate.
- This instruction cannot execute in the last address of a hardware loop.
- The Next PC value is the address immediately following the last instruction in the packet containing this instruction.
- The PC value is the address of the start of the packet
- A PC-relative address is formed by taking the decoded immediate value and adding it to the current PC value.

Encoding

31	30	29	28	27	26	25	24	23	22	21	20	19	18	17	16	15	14	13	12	11	10	9	8	7	6	5	4	3	2	1	0	
ICLASS					sm						s5					Parse																
0	1	1	0	0	0	0	0	1	0	1	s	s	s	s	s	P	P	-	i	i	i	i	i	-	-	-	i	i	-	-	-	p3=sp1loop0(#7:2,Rs)
0	1	1	0	0	0	0	0	1	1	0	s	s	s	s	s	P	P	-	i	i	i	i	i	-	-	-	i	i	-	-	-	p3=sp2loop0(#7:2,Rs)
0	1	1	0	0	0	0	0	1	1	1	s	s	s	s	s	P	P	-	i	i	i	i	i	-	-	-	i	i	-	-	-	p3=sp3loop0(#7:2,Rs)
ICLASS					sm											Parse																
0	1	1	0	1	0	0	1	1	0	1	I	I	I	I	I	P	P	-	i	i	i	i	i	I	I	I	i	i	-	I	I	p3=sp1loop0(#7:2,#U10)
0	1	1	0	1	0	0	1	1	1	0	I	I	I	I	I	P	P	-	i	i	i	i	i	I	I	I	i	i	-	I	I	p3=sp2loop0(#7:2,#U10)
0	1	1	0	1	0	0	1	1	1	1	I	I	I	I	I	P	P	-	i	i	i	i	i	I	I	I	i	i	-	I	I	p3=sp3loop0(#7:2,#U10)

Field name	Description
sm	Supervisor mode only
ICLASS	Instruction Class
Parse	Packet/Loop parse bits
s5	Field to encode register s

Logical operations on predicates

Perform bitwise logical operations on predicate registers.

Syntax	Behavior
<code>Pd=Ps</code>	Assembler mapped to: " <code>Pd=or(Ps,Ps)</code> "
<code>Pd=and(Ps, and(Pt, [!] Pu))</code>	PREDUSE_TIMING; <code>Pd = Ps & Pt & (~Pu);</code>
<code>Pd=and(Ps, or(Pt, [!] Pu))</code>	PREDUSE_TIMING; <code>Pd = Ps & (Pt (~Pu));</code>
<code>Pd=and(Pt, [!] Ps)</code>	PREDUSE_TIMING; <code>Pd=Pt & (~Ps);</code>
<code>Pd=not(Ps)</code>	PREDUSE_TIMING; <code>Pd=~Ps;</code>
<code>Pd=or(Ps, and(Pt, [!] Pu))</code>	PREDUSE_TIMING; <code>Pd = Ps (Pt & (~Pu));</code>
<code>Pd=or(Ps, or(Pt, [!] Pu))</code>	PREDUSE_TIMING; <code>Pd = Ps Pt (~Pu);</code>
<code>Pd=or(Pt, [!] Ps)</code>	PREDUSE_TIMING; <code>Pd=Pt (~Ps);</code>
<code>Pd=xor(Ps, Pt)</code>	PREDUSE_TIMING; <code>Pd=Ps ^ Pt;</code>

Class: CR (slot 2,3)

Notes

- This instruction can execute on either slot2 or slot3, even though it is a CR-type

Intrinsics

<code>Pd=Ps</code>	<code>Byte Q6_p_equals_p(Byte Ps)</code>
<code>Pd=and(Ps, and(Pt, !Pu))</code>	<code>Byte Q6_p_and_and_ppnp(Byte Ps, Byte Pt, Byte Pu)</code>
<code>Pd=and(Ps, and(Pt, Pu))</code>	<code>Byte Q6_p_and_and_ppp(Byte Ps, Byte Pt, Byte Pu)</code>
<code>Pd=and(Ps, or(Pt, !Pu))</code>	<code>Byte Q6_p_and_or_ppnp(Byte Ps, Byte Pt, Byte Pu)</code>
<code>Pd=and(Ps, or(Pt, Pu))</code>	<code>Byte Q6_p_and_or_ppp(Byte Ps, Byte Pt, Byte Pu)</code>
<code>Pd=and(Pt, !Ps)</code>	<code>Byte Q6_p_and_pnp(Byte Pt, Byte Ps)</code>
<code>Pd=and(Pt, Ps)</code>	<code>Byte Q6_p_and_pp(Byte Pt, Byte Ps)</code>
<code>Pd=not(Ps)</code>	<code>Byte Q6_p_not_p(Byte Ps)</code>
<code>Pd=or(Ps, and(Pt, !Pu))</code>	<code>Byte Q6_p_or_and_ppnp(Byte Ps, Byte Pt, Byte Pu)</code>
<code>Pd=or(Ps, and(Pt, Pu))</code>	<code>Byte Q6_p_or_and_ppp(Byte Ps, Byte Pt, Byte Pu)</code>

Pd=or(Ps,or(Pt,!Pu))

Byte Q6_p_or_or_ppnp(Byte Ps, Byte Pt, Byte Pu)

Pd=or(Ps,or(Pt,Pu))

Byte Q6_p_or_or_ppp(Byte Ps, Byte Pt, Byte Pu)

Pd=or(Pt,!Ps)

Byte Q6_p_or_pnp(Byte Pt, Byte Ps)

Pd=or(Pt,Ps)

Byte Q6_p_or_pp(Byte Pt, Byte Ps)

Pd=xor(Ps,Pt)

Byte Q6_p_xor_pp(Byte Ps, Byte Pt)

Encoding

31	30	29	28	27	26	25	24	23	22	21	20	19	18	17	16	15	14	13	12	11	10	9	8	7	6	5	4	3	2	1	0							
ICLASS				sm										s2		Parse								t2										d2				
0	1	1	0	1	0	1	1	0	0	0	0	-	-	s	s	P	P	0	-	-	-	t	t	-	-	-	-	-	-	-	d	d	Pd=and(Pt,Ps)					
ICLASS				sm										s2		Parse								t2		u2										d2		
0	1	1	0	1	0	1	1	0	0	0	1	-	-	s	s	P	P	0	-	-	-	t	t	u	u	-	-	-	-	-	d	d	Pd=and(Ps,and(Pt,Pu))					
ICLASS				sm										s2		Parse								t2										d2				
0	1	1	0	1	0	1	1	0	0	1	0	-	-	s	s	P	P	0	-	-	-	t	t	-	-	-	-	-	-	-	d	d	Pd=or(Pt,Ps)					
ICLASS				sm										s2		Parse								t2		u2										d2		
0	1	1	0	1	0	1	1	0	0	1	1	-	-	s	s	P	P	0	-	-	-	t	t	u	u	-	-	-	-	-	d	d	Pd=and(Ps,or(Pt,Pu))					
ICLASS				sm										s2		Parse								t2		u2										d2		
0	1	1	0	1	0	1	1	0	1	0	0	-	-	s	s	P	P	0	-	-	-	t	t	-	-	-	-	-	-	-	d	d	Pd=xor(Ps,Pt)					
ICLASS				sm										s2		Parse								t2		u2										d2		
0	1	1	0	1	0	1	1	0	1	0	1	-	-	s	s	P	P	0	-	-	-	t	t	u	u	-	-	-	-	-	d	d	Pd=or(Ps,and(Pt,Pu))					
ICLASS				sm										s2		Parse								t2										d2				
0	1	1	0	1	0	1	1	0	1	1	0	-	-	s	s	P	P	0	-	-	-	t	t	-	-	-	-	-	-	-	d	d	Pd=and(Pt,!Ps)					
ICLASS				sm										s2		Parse								t2		u2										d2		
0	1	1	0	1	0	1	1	0	1	1	1	-	-	s	s	P	P	0	-	-	-	t	t	u	u	-	-	-	-	-	d	d	Pd=or(Ps,or(Pt,Pu))					
0	1	1	0	1	0	1	1	1	0	0	1	-	-	s	s	P	P	0	-	-	-	t	t	u	u	-	-	-	-	-	d	d	Pd=and(Ps,and(Pt,!Pu))					
0	1	1	0	1	0	1	1	1	0	1	1	-	-	s	s	P	P	0	-	-	-	t	t	u	u	-	-	-	-	-	d	d	Pd=and(Ps,or(Pt,!Pu))					
ICLASS				sm										s2		Parse								t2										d2				
0	1	1	0	1	0	1	1	1	1	0	0	-	-	s	s	P	P	0	-	-	-	-	-	-	-	-	-	-	-	-	d	d	Pd=not(Ps)					
ICLASS				sm										s2		Parse								t2		u2										d2		
0	1	1	0	1	0	1	1	1	1	0	1	-	-	s	s	P	P	0	-	-	-	t	t	u	u	-	-	-	-	-	d	d	Pd=or(Ps,and(Pt,!Pu))					
ICLASS				sm										s2		Parse								t2										d2				
0	1	1	0	1	0	1	1	1	1	1	0	-	-	s	s	P	P	0	-	-	-	t	t	-	-	-	-	-	-	-	d	d	Pd=or(Pt,!Ps)					
ICLASS				sm										s2		Parse								t2		u2										d2		
0	1	1	0	1	0	1	1	1	1	1	1	-	-	s	s	P	P	0	-	-	-	t	t	u	u	-	-	-	-	-	d	d	Pd=or(Ps,or(Pt,!Pu))					

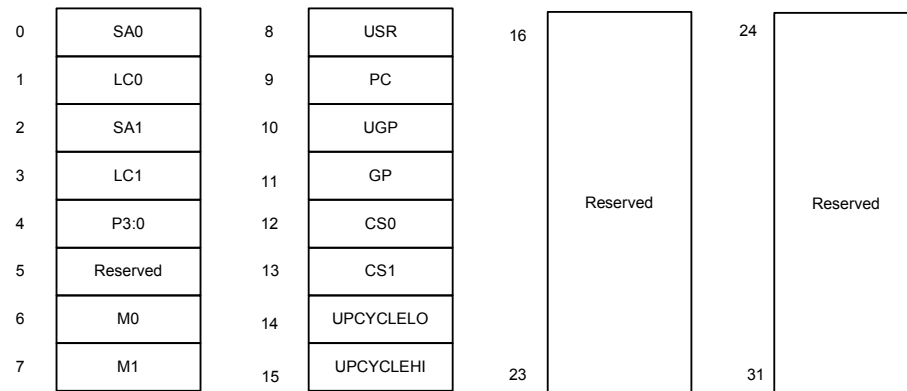
Field name	Description
sm	Supervisor mode only
ICLASS	Instruction Class
Parse	Packet/Loop parse bits
d2	Field to encode register d
s2	Field to encode register s
t2	Field to encode register t
u2	Field to encode register u

User control register transfer

Move 32- or 64-bit values between a user control register and a general register. The user control registers include SA, LC, Predicates, M, USR, PC, UGP, GP, and CS, and UPCYCLE. The figure shows the user control registers and their register field encodings.

Registers can be moved as singles or as aligned 64-bit pairs.

Note that the PC register is not writable. A program flow instruction must be used to change the PC value.



Syntax

Cd=Rs

Cdd=Rss

Rd=Cs

Rdd=Css

Behavior

Cd=Rs ;

Cdd=Rss ;

Rd=Cs ;

Rdd=Css ;

Class: CR (slot 3)

Encoding

31	30	29	28	27	26	25	24	23	22	21	20	19	18	17	16	15	14	13	12	11	10	9	8	7	6	5	4	3	2	1	0	
ICLASS				sm							s5					Parse					d5											
0	1	1	0	0	0	1	0	0	0	1	s	s	s	s	s	P	P	-	-	-	-	-	-	-	-	-	d	d	d	d	d	Cd=Rs
0	1	1	0	0	0	1	1	0	0	1	s	s	s	s	s	P	P	-	-	-	-	-	-	-	-	-	d	d	d	d	d	Cdd=Rss
0	1	1	0	1	0	0	0	0	0	0	s	s	s	s	s	P	P	-	-	-	-	-	-	-	-	-	d	d	d	d	d	Rdd=Css
0	1	1	0	1	0	1	0	0	0	0	s	s	s	s	s	P	P	-	-	-	-	-	-	-	-	-	d	d	d	d	d	Rd=Cs

Field name	Description
sm	Supervisor mode only
ICLASS	Instruction Class
Parse	Packet/Loop parse bits
d5	Field to encode register d
s5	Field to encode register s

11.3 JR

The JR instruction class includes instructions to change the program flow to a new location contained in a register.

JR instructions are executable on slot 2.

Call subroutine from register

Change the program flow to a subroutine. This instruction first transfers the Next Program Counter (NPC) value into the Link Register, and then jumps to a target address contained in a register.

This instruction can only appear in slot 2.

Syntax	Behavior
<code>callr Rs</code>	<pre>LR=NPC; PC=Rs; ;</pre>
<code>if ([!]Pu) callr Rs</code>	<pre>;</pre> <pre>if ([!]Pu[0]) { LR=NPC; PC=Rs; };</pre>

Class: JR (slot 2)

Notes

- This instruction can be conditionally executed based on the value of a predicate register. If the instruction is preceded by 'if Pn', the instruction only executes if the least-significant bit of the predicate register is 1. Similarly, if the instruction is preceded by 'if !Pn', the instruction is executed only if the least-significant bit of Pn is 0.

Encoding

31	30	29	28	27	26	25	24	23	22	21	20	19	18	17	16	15	14	13	12	11	10	9	8	7	6	5	4	3	2	1	0			
ICLASS												s5					Parse																	
0	1	0	1	0	0	0	0	1	0	1	s	s	s	s	s	P	P	-	-	-	-	-	-	-	-	-	-	-	-	-	-	-	-	callr Rs
ICLASS												s5					Parse		u2															
0	1	0	1	0	0	0	1	0	0	0	s	s	s	s	s	P	P	-	-	-	-	u	u	-	-	-	-	-	-	-	-	if (Pu) callr Rs		
0	1	0	1	0	0	0	1	0	0	1	s	s	s	s	s	P	P	-	-	-	-	u	u	-	-	-	-	-	-	-	-	if (!Pu) callr Rs		

Field name	Description
ICLASS	Instruction Class

Field name	Description
Parse	Packet/Loop parse bits
s5	Field to encode register s
u2	Field to encode register u

Hint an indirect jump address

Provide a hint indicating that there will soon be an indirect JUMPR to the address specified in Rs.

Syntax

```
hintjr (Rs)
```

Behavior

```
;
```

Class: JR (slot 2)

Encoding

31	30	29	28	27	26	25	24	23	22	21	20	19	18	17	16	15	14	13	12	11	10	9	8	7	6	5	4	3	2	1	0		
ICLASS										s5					Parse																		
0	1	0	1	0	0	1	0	1	0	1	s	s	s	s	s	P	P	-	-	-	-	-	-	-	-	-	-	-	-	-	-	-	hintjr(Rs)

Field name	Description
ICLASS	Instruction Class
Parse	Packet/Loop parse bits
s5	Field to encode register s

Jump to address from register

Change the program flow to a target address. This instruction changes the Program Counter to a target address contained in a register.

This instruction can appear only in slot 2.

Syntax	Behavior
<code>if ([!]Pu) jumpr Rs</code>	Assembler mapped to: <code>"if ([!]Pu) ""jumpr"":nt ""Rs"</code>
<code>if ([!]Pu[.new]) jumpr:<hint> Rs</code>	<pre> } { if ([!]Pu[.new] [0]) { PC=Rs; ; } </pre>
<code>jumpr Rs</code>	<code>PC=Rs;</code>

Class: JR (slot 2)

Notes

- This instruction can be conditionally executed based on the value of a predicate register. If the instruction is preceded by 'if Pn', the instruction only executes if the least-significant bit of the predicate register is 1. Similarly, if the instruction is preceded by 'if !Pn', the instruction is executed only if the least-significant bit of Pn is 0.

Encoding

31	30	29	28	27	26	25	24	23	22	21	20	19	18	17	16	15	14	13	12	11	10	9	8	7	6	5	4	3	2	1	0						
ICLASS												s5					Parse																				
0	1	0	1	0	0	1	0	1	0	0	s	s	s	s	s	P	P	-	-	-	-	-	-	-	-	-	-	-	-	-	-	-	jumpr Rs				
ICLASS												s5					Parse				u2																
0	1	0	1	0	0	1	1	0	1	0	s	s	s	s	s	P	P	-	0	0	-	u	u	-	-	-	-	-	-	-	-	if (Pu) jumpr:nt Rs					
0	1	0	1	0	0	1	1	0	1	0	s	s	s	s	s	P	P	-	0	1	-	u	u	-	-	-	-	-	-	-	-	if (Pu.new) jumpr:nt Rs					
0	1	0	1	0	0	1	1	0	1	0	s	s	s	s	s	P	P	-	1	0	-	u	u	-	-	-	-	-	-	-	-	if (Pu) jumpr:t Rs					
0	1	0	1	0	0	1	1	0	1	0	s	s	s	s	s	P	P	-	1	1	-	u	u	-	-	-	-	-	-	-	-	if (Pu.new) jumpr:t Rs					
0	1	0	1	0	0	1	1	0	1	1	s	s	s	s	s	P	P	-	0	0	-	u	u	-	-	-	-	-	-	-	-	if (!Pu) jumpr:nt Rs					
0	1	0	1	0	0	1	1	0	1	1	s	s	s	s	s	P	P	-	0	1	-	u	u	-	-	-	-	-	-	-	-	if (!Pu.new) jumpr:nt Rs					
0	1	0	1	0	0	1	1	0	1	1	s	s	s	s	s	P	P	-	1	0	-	u	u	-	-	-	-	-	-	-	-	if (!Pu) jumpr:t Rs					
0	1	0	1	0	0	1	1	0	1	1	s	s	s	s	s	P	P	-	1	1	-	u	u	-	-	-	-	-	-	-	-	if (!Pu.new) jumpr:t Rs					

Field name	Description
ICLASS	Instruction Class
Parse	Packet/Loop parse bits
s5	Field to encode register s
u2	Field to encode register u

11.4 J

The J instruction class includes branch instructions (jumps and calls) that obtain the target address from a (PC-relative) immediate address value.

J instructions are executable on slot 2 and slot 3.

Call subroutine

Change the program flow to a subroutine. This instruction first transfers the Next Program Counter (NPC) value into the Link Register, and then jumps to the target address.

This instruction can appear in slots 2 or 3.

Syntax

```
call #r22:2
```

```
if ([!]Pu) call #r15:2
```

Behavior

```
apply_extension(#r);
#r=#r & ~PCALIGN_MASK;
LR=NPC;
PC=PC+#r;
;
```

```
apply_extension(#r);
#r=#r & ~PCALIGN_MASK;
;
if ([!]Pu[0]) {
    LR=NPC;
    PC=PC+#r;
;
}
```

Class: J (slots 2,3)

Notes

- This instruction can be conditionally executed based on the value of a predicate register. If the instruction is preceded by 'if Pn', the instruction only executes if the least-significant bit of the predicate register is 1. Similarly, if the instruction is preceded by 'if !Pn', the instruction is executed only if the least-significant bit of Pn is 0.
- The Next PC value is the address immediately following the last instruction in the packet containing this instruction.
- The PC value is the address of the start of the packet
- A PC-relative address is formed by taking the decoded immediate value and adding it to the current PC value.

Encoding

31	30	29	28	27	26	25	24	23	22	21	20	19	18	17	16	15	14	13	12	11	10	9	8	7	6	5	4	3	2	1	0	
ICLASS																Parse																
0	1	0	1	1	0	1	i	i	i	i	i	i	i	i	i	P	P	i	i	i	i	i	i	i	i	i	i	i	i	i	0	call #r22:2
ICLASS																Parse												DN	u2			
0	1	0	1	1	1	0	1	i	i	0	i	i	i	i	i	P	P	i	-	0	-	u	u	i	i	i	i	i	i	i	-	if (Pu) call #r15:2
0	1	0	1	1	1	0	1	i	i	1	i	i	i	i	i	P	P	i	-	0	-	u	u	i	i	i	i	i	i	-	if (!Pu) call #r15:2	

Field name	Description
ICLASS	Instruction Class
DN	Dot-new
Parse	Packet/Loop parse bits
u2	Field to encode register u

Compare and jump

Compare two registers, or a register and immediate value, and write a predicate with the result. Then use the predicate result to conditionally jump to a PC-relative target address.

The registers available as operands are restricted to R0-R7 and R16-R23. The predicate destination is restricted to P0 and P1.

In assembly syntax, this instruction appears as two instructions in the packet: a compare and a separate conditional jump. The assembler can convert adjacent compare and jump instructions into compound compare-jump form.

Syntax	Behavior
<pre>p[01]=cmp.eq(Rs,#-1); if ([!]p[01].new) jump:<hint> #r9:2</pre>	<pre>P[01]=(Rs== -1) ? 0xff : 0x00 if ([!]P[01].new[0]) { apply_extension(#r); #r=#r & ~PCALIGN_MASK; PC=PC+#r; }</pre>
<pre>p[01]=cmp.eq(Rs,#U5); if ([!]p[01].new) jump:<hint> #r9:2</pre>	<pre>P[01]=(Rs==#U) ? 0xff : 0x00 if ([!]P[01].new[0]) { apply_extension(#r); #r=#r & ~PCALIGN_MASK; PC=PC+#r; }</pre>
<pre>p[01]=cmp.eq(Rs,Rt); if ([!]p[01].new) jump:<hint> #r9:2</pre>	<pre>P[01]=(Rs==Rt) ? 0xff : 0x00 if ([!]P[01].new[0]) { apply_extension(#r); #r=#r & ~PCALIGN_MASK; PC=PC+#r; }</pre>
<pre>p[01]=cmp.gt(Rs,#-1); if ([!]p[01].new) jump:<hint> #r9:2</pre>	<pre>P[01]=(Rs>-1) ? 0xff : 0x00 if ([!]P[01].new[0]) { apply_extension(#r); #r=#r & ~PCALIGN_MASK; PC=PC+#r; }</pre>
<pre>p[01]=cmp.gt(Rs,#U5); if ([!]p[01].new) jump:<hint> #r9:2</pre>	<pre>P[01]=(Rs>#U) ? 0xff : 0x00 if ([!]P[01].new[0]) { apply_extension(#r); #r=#r & ~PCALIGN_MASK; PC=PC+#r; }</pre>
<pre>p[01]=cmp.gt(Rs,Rt); if ([!]p[01].new) jump:<hint> #r9:2</pre>	<pre>P[01]=(Rs>Rt) ? 0xff : 0x00 if ([!]P[01].new[0]) { apply_extension(#r); #r=#r & ~PCALIGN_MASK; PC=PC+#r; }</pre>
<pre>p[01]=cmp.gtu(Rs,#U5); if ([!]p[01].new) jump:<hint> #r9:2</pre>	<pre>P[01]=(Rs.uw[0]>#U) ? 0xff : 0x00 if ([!]P[01].new[0]) { apply_extension(#r); #r=#r & ~PCALIGN_MASK; PC=PC+#r; }</pre>

Syntax

```
p[01]=cmp.gtu(Rs,Rt); if
([!]p[01].new) jump:<hint>
#r9:2
```

```
p[01]=tstbit(Rs,#0); if
([!]p[01].new) jump:<hint>
#r9:2
```

Behavior

```
P[01]=(Rs.uw[0]>Rt) ? 0xff : 0x00 if
([!]P[01].new[0]) {
  apply_extension(#r);
  #r=#r & ~PCALIGN_MASK;
  PC=PC+#r;
}
```

```
P[01]=(Rs & 1) ? 0xff : 0x00 if ([!]P[01].new[0])
{
  apply_extension(#r);
  #r=#r & ~PCALIGN_MASK;
  PC=PC+#r;
}
```

Class: J (slots 0,1,2,3)**Encoding**

31	30	29	28	27	26	25	24	23	22	21	20	19	18	17	16	15	14	13	12	11	10	9	8	7	6	5	4	3	2	1	0		
ICLASS				s4												Parse																	
0	0	0	1	0	0	0	1	1	0	i	i	s	s	s	s	P	P	0	-	-	-	0	0	i	i	i	i	i	i	i	i	-	p0=cmp.eq(Rs,#-1); if (p0.new) jump:nt #r9:2
0	0	0	1	0	0	0	1	1	0	i	i	s	s	s	s	P	P	0	-	-	-	0	1	i	i	i	i	i	i	i	i	-	p0=cmp.gt(Rs,#-1); if (p0.new) jump:nt #r9:2
0	0	0	1	0	0	0	1	1	0	i	i	s	s	s	s	P	P	0	-	-	-	1	1	i	i	i	i	i	i	i	i	-	p0=tstbit(Rs,#0); if (p0.new) jump:nt #r9:2
0	0	0	1	0	0	0	1	1	0	i	i	s	s	s	s	P	P	1	-	-	-	0	0	i	i	i	i	i	i	i	i	-	p0=cmp.eq(Rs,#-1); if (p0.new) jump:t #r9:2
0	0	0	1	0	0	0	1	1	0	i	i	s	s	s	s	P	P	1	-	-	-	0	1	i	i	i	i	i	i	i	i	-	p0=cmp.gt(Rs,#-1); if (p0.new) jump:t #r9:2
0	0	0	1	0	0	0	1	1	0	i	i	s	s	s	s	P	P	1	-	-	-	1	1	i	i	i	i	i	i	i	i	-	p0=tstbit(Rs,#0); if (p0.new) jump:t #r9:2
0	0	0	1	0	0	0	1	1	1	i	i	s	s	s	s	P	P	0	-	-	-	0	0	i	i	i	i	i	i	i	i	-	p0=cmp.eq(Rs,#-1); if (!p0.new) jump:nt #r9:2
0	0	0	1	0	0	0	1	1	1	i	i	s	s	s	s	P	P	0	-	-	-	0	1	i	i	i	i	i	i	i	i	-	p0=cmp.gt(Rs,#-1); if (!p0.new) jump:nt #r9:2
0	0	0	1	0	0	0	1	1	1	i	i	s	s	s	s	P	P	0	-	-	-	1	1	i	i	i	i	i	i	i	i	-	p0=tstbit(Rs,#0); if (!p0.new) jump:nt #r9:2
0	0	0	1	0	0	0	1	1	1	i	i	s	s	s	s	P	P	1	-	-	-	0	0	i	i	i	i	i	i	i	i	-	p0=cmp.eq(Rs,#-1); if (!p0.new) jump:t #r9:2
0	0	0	1	0	0	0	1	1	1	i	i	s	s	s	s	P	P	1	-	-	-	0	1	i	i	i	i	i	i	i	i	-	p0=cmp.gt(Rs,#-1); if (!p0.new) jump:t #r9:2
0	0	0	1	0	0	0	1	1	1	i	i	s	s	s	s	P	P	1	-	-	-	1	1	i	i	i	i	i	i	i	i	-	p0=tstbit(Rs,#0); if (!p0.new) jump:t #r9:2
0	0	0	1	0	0	0	0	0	0	i	i	s	s	s	s	P	P	0	l	l	l	l	l	i	i	i	i	i	i	i	i	-	p0=cmp.eq(Rs,#U5); if (p0.new) jump:nt #r9:2
0	0	0	1	0	0	0	0	0	0	i	i	s	s	s	s	P	P	1	l	l	l	l	l	i	i	i	i	i	i	i	i	-	p0=cmp.eq(Rs,#U5); if (p0.new) jump:t #r9:2
0	0	0	1	0	0	0	0	0	1	i	i	s	s	s	s	P	P	0	l	l	l	l	l	i	i	i	i	i	i	i	i	-	p0=cmp.eq(Rs,#U5); if (!p0.new) jump:nt #r9:2
0	0	0	1	0	0	0	0	0	1	i	i	s	s	s	s	P	P	1	l	l	l	l	l	i	i	i	i	i	i	i	i	-	p0=cmp.eq(Rs,#U5); if (!p0.new) jump:t #r9:2
0	0	0	1	0	0	0	0	1	0	i	i	s	s	s	s	P	P	0	l	l	l	l	l	i	i	i	i	i	i	i	i	-	p0=cmp.gt(Rs,#U5); if (p0.new) jump:nt #r9:2
0	0	0	1	0	0	0	0	1	0	i	i	s	s	s	s	P	P	1	l	l	l	l	l	i	i	i	i	i	i	i	i	-	p0=cmp.gt(Rs,#U5); if (p0.new) jump:t #r9:2
0	0	0	1	0	0	0	0	1	1	i	i	s	s	s	s	P	P	0	l	l	l	l	l	i	i	i	i	i	i	i	i	-	p0=cmp.gt(Rs,#U5); if (!p0.new) jump:nt #r9:2
0	0	0	1	0	0	0	0	1	1	i	i	s	s	s	s	P	P	1	l	l	l	l	l	i	i	i	i	i	i	i	i	-	p0=cmp.gt(Rs,#U5); if (!p0.new) jump:t #r9:2

31	30	29	28	27	26	25	24	23	22	21	20	19	18	17	16	15	14	13	12	11	10	9	8	7	6	5	4	3	2	1	0	
0	0	0	1	0	0	0	1	0	0	i	i	s	s	s	s	P	P	0	l	l	l	l	l	i	i	i	i	i	i	i	-	p0=cmp.gtu(Rs,#U5); if (p0.new) jump:nt #r9:2
0	0	0	1	0	0	0	1	0	0	i	i	s	s	s	s	P	P	1	l	l	l	l	l	i	i	i	i	i	i	i	-	p0=cmp.gtu(Rs,#U5); if (p0.new) jump:t #r9:2
0	0	0	1	0	0	0	1	0	1	i	i	s	s	s	s	P	P	0	l	l	l	l	l	i	i	i	i	i	i	i	-	p0=cmp.gtu(Rs,#U5); if (lp0.new) jump:nt #r9:2
0	0	0	1	0	0	0	1	0	1	i	i	s	s	s	s	P	P	1	l	l	l	l	l	i	i	i	i	i	i	i	-	p0=cmp.gtu(Rs,#U5); if (lp0.new) jump:t #r9:2
0	0	0	1	0	0	1	1	1	0	i	i	s	s	s	s	P	P	0	-	-	-	0	0	i	i	i	i	i	i	i	-	p1=cmp.eq(Rs,#-1); if (p1.new) jump:nt #r9:2
0	0	0	1	0	0	1	1	1	0	i	i	s	s	s	s	P	P	0	-	-	-	0	1	i	i	i	i	i	i	i	-	p1=cmp.gt(Rs,#-1); if (p1.new) jump:nt #r9:2
0	0	0	1	0	0	1	1	1	0	i	i	s	s	s	s	P	P	0	-	-	-	1	1	i	i	i	i	i	i	i	-	p1=tsbbit(Rs,#0); if (p1.new) jump:nt #r9:2
0	0	0	1	0	0	1	1	1	0	i	i	s	s	s	s	P	P	1	-	-	-	0	0	i	i	i	i	i	i	i	-	p1=cmp.eq(Rs,#-1); if (p1.new) jump:t #r9:2
0	0	0	1	0	0	1	1	1	0	i	i	s	s	s	s	P	P	1	-	-	-	0	1	i	i	i	i	i	i	i	-	p1=cmp.gt(Rs,#-1); if (p1.new) jump:t #r9:2
0	0	0	1	0	0	1	1	1	0	i	i	s	s	s	s	P	P	1	-	-	-	1	1	i	i	i	i	i	i	i	-	p1=tsbbit(Rs,#0); if (p1.new) jump:t #r9:2
0	0	0	1	0	0	1	1	1	1	i	i	s	s	s	s	P	P	0	-	-	-	0	0	i	i	i	i	i	i	i	-	p1=cmp.eq(Rs,#-1); if (lp1.new) jump:nt #r9:2
0	0	0	1	0	0	1	1	1	1	i	i	s	s	s	s	P	P	0	-	-	-	0	1	i	i	i	i	i	i	i	-	p1=cmp.gt(Rs,#-1); if (lp1.new) jump:nt #r9:2
0	0	0	1	0	0	1	1	1	1	i	i	s	s	s	s	P	P	0	-	-	-	1	1	i	i	i	i	i	i	i	-	p1=tsbbit(Rs,#0); if (lp1.new) jump:nt #r9:2
0	0	0	1	0	0	1	1	1	1	i	i	s	s	s	s	P	P	1	-	-	-	0	0	i	i	i	i	i	i	i	-	p1=cmp.eq(Rs,#-1); if (lp1.new) jump:t #r9:2
0	0	0	1	0	0	1	1	1	1	i	i	s	s	s	s	P	P	1	-	-	-	0	1	i	i	i	i	i	i	i	-	p1=cmp.gt(Rs,#-1); if (lp1.new) jump:t #r9:2
0	0	0	1	0	0	1	1	1	1	i	i	s	s	s	s	P	P	1	-	-	-	1	1	i	i	i	i	i	i	i	-	p1=tsbbit(Rs,#0); if (lp1.new) jump:t #r9:2
0	0	0	1	0	0	1	0	0	0	i	i	s	s	s	s	P	P	0	l	l	l	l	l	i	i	i	i	i	i	i	-	p1=cmp.eq(Rs,#U5); if (p1.new) jump:nt #r9:2
0	0	0	1	0	0	1	0	0	0	i	i	s	s	s	s	P	P	1	l	l	l	l	l	i	i	i	i	i	i	i	-	p1=cmp.eq(Rs,#U5); if (p1.new) jump:t #r9:2
0	0	0	1	0	0	1	0	0	1	i	i	s	s	s	s	P	P	0	l	l	l	l	l	i	i	i	i	i	i	i	-	p1=cmp.eq(Rs,#U5); if (lp1.new) jump:nt #r9:2
0	0	0	1	0	0	1	0	0	1	i	i	s	s	s	s	P	P	1	l	l	l	l	l	i	i	i	i	i	i	i	-	p1=cmp.eq(Rs,#U5); if (lp1.new) jump:t #r9:2
0	0	0	1	0	0	1	0	1	0	i	i	s	s	s	s	P	P	0	l	l	l	l	l	i	i	i	i	i	i	i	-	p1=cmp.gt(Rs,#U5); if (p1.new) jump:nt #r9:2
0	0	0	1	0	0	1	0	1	1	i	i	s	s	s	s	P	P	1	l	l	l	l	l	i	i	i	i	i	i	i	-	p1=cmp.gt(Rs,#U5); if (lp1.new) jump:t #r9:2
0	0	0	1	0	0	1	1	0	0	i	i	s	s	s	s	P	P	0	l	l	l	l	l	i	i	i	i	i	i	i	-	p1=cmp.gtu(Rs,#U5); if (p1.new) jump:nt #r9:2
0	0	0	1	0	0	1	1	0	0	i	i	s	s	s	s	P	P	1	l	l	l	l	l	i	i	i	i	i	i	i	-	p1=cmp.gtu(Rs,#U5); if (p1.new) jump:t #r9:2
0	0	0	1	0	0	1	1	0	1	i	i	s	s	s	s	P	P	0	l	l	l	l	l	i	i	i	i	i	i	i	-	p1=cmp.gtu(Rs,#U5); if (lp1.new) jump:nt #r9:2
0	0	0	1	0	0	1	1	0	1	i	i	s	s	s	s	P	P	1	l	l	l	l	l	i	i	i	i	i	i	i	-	p1=cmp.gtu(Rs,#U5); if (lp1.new) jump:t #r9:2
ICLASS														s4				Parse				t4										
0	0	0	1	0	1	0	0	0	0	i	i	s	s	s	s	P	P	0	0	t	t	t	t	i	i	i	i	i	i	i	-	p0=cmp.eq(Rs,Rt); if (p0.new) jump:nt #r9:2
0	0	0	1	0	1	0	0	0	0	i	i	s	s	s	s	P	P	0	1	t	t	t	t	i	i	i	i	i	i	i	-	p1=cmp.eq(Rs,Rt); if (p1.new) jump:nt #r9:2
0	0	0	1	0	1	0	0	0	0	i	i	s	s	s	s	P	P	1	0	t	t	t	t	i	i	i	i	i	i	i	-	p0=cmp.eq(Rs,Rt); if (p0.new) jump:t #r9:2

31	30	29	28	27	26	25	24	23	22	21	20	19	18	17	16	15	14	13	12	11	10	9	8	7	6	5	4	3	2	1	0	
0	0	0	1	0	1	0	0	0	0	i	i	s	s	s	s	P	P	1	1	t	t	t	t	i	i	i	i	i	i	i	-	p1=cmp.eq(Rs,Rt); if (p1.new) jump:t #r9:2
0	0	0	1	0	1	0	0	0	1	i	i	s	s	s	s	P	P	0	0	t	t	t	t	i	i	i	i	i	i	i	-	p0=cmp.eq(Rs,Rt); if (lp0.new) jump:nt #r9:2
0	0	0	1	0	1	0	0	0	1	i	i	s	s	s	s	P	P	0	1	t	t	t	t	i	i	i	i	i	i	i	-	p1=cmp.eq(Rs,Rt); if (lp1.new) jump:nt #r9:2
0	0	0	1	0	1	0	0	0	1	i	i	s	s	s	s	P	P	1	0	t	t	t	t	i	i	i	i	i	i	i	-	p0=cmp.eq(Rs,Rt); if (lp0.new) jump:t #r9:2
0	0	0	1	0	1	0	0	0	1	i	i	s	s	s	s	P	P	1	1	t	t	t	t	i	i	i	i	i	i	i	-	p1=cmp.eq(Rs,Rt); if (lp1.new) jump:t #r9:2
0	0	0	1	0	1	0	0	1	0	i	i	s	s	s	s	P	P	0	0	t	t	t	t	i	i	i	i	i	i	i	-	p0=cmp.gt(Rs,Rt); if (p0.new) jump:nt #r9:2
0	0	0	1	0	1	0	0	1	0	i	i	s	s	s	s	P	P	0	1	t	t	t	t	i	i	i	i	i	i	i	-	p1=cmp.gt(Rs,Rt); if (p1.new) jump:nt #r9:2
0	0	0	1	0	1	0	0	1	0	i	i	s	s	s	s	P	P	1	0	t	t	t	t	i	i	i	i	i	i	i	-	p0=cmp.gt(Rs,Rt); if (p0.new) jump:t #r9:2
0	0	0	1	0	1	0	0	1	0	i	i	s	s	s	s	P	P	1	1	t	t	t	t	i	i	i	i	i	i	i	-	p1=cmp.gt(Rs,Rt); if (p1.new) jump:t #r9:2
0	0	0	1	0	1	0	0	1	1	i	i	s	s	s	s	P	P	0	0	t	t	t	t	i	i	i	i	i	i	i	-	p0=cmp.gt(Rs,Rt); if (lp0.new) jump:nt #r9:2
0	0	0	1	0	1	0	0	1	1	i	i	s	s	s	s	P	P	0	1	t	t	t	t	i	i	i	i	i	i	i	-	p1=cmp.gt(Rs,Rt); if (lp1.new) jump:nt #r9:2
0	0	0	1	0	1	0	0	1	1	i	i	s	s	s	s	P	P	1	0	t	t	t	t	i	i	i	i	i	i	i	-	p0=cmp.gt(Rs,Rt); if (lp0.new) jump:t #r9:2
0	0	0	1	0	1	0	0	1	1	i	i	s	s	s	s	P	P	1	1	t	t	t	t	i	i	i	i	i	i	i	-	p1=cmp.gt(Rs,Rt); if (lp1.new) jump:t #r9:2
0	0	0	1	0	1	0	1	0	0	i	i	s	s	s	s	P	P	0	0	t	t	t	t	i	i	i	i	i	i	i	-	p0=cmp.gtu(Rs,Rt); if (p0.new) jump:nt #r9:2
0	0	0	1	0	1	0	1	0	0	i	i	s	s	s	s	P	P	0	1	t	t	t	t	i	i	i	i	i	i	i	-	p1=cmp.gtu(Rs,Rt); if (p1.new) jump:nt #r9:2
0	0	0	1	0	1	0	1	0	0	i	i	s	s	s	s	P	P	1	0	t	t	t	t	i	i	i	i	i	i	i	-	p0=cmp.gtu(Rs,Rt); if (p0.new) jump:t #r9:2
0	0	0	1	0	1	0	1	0	1	i	i	s	s	s	s	P	P	0	0	t	t	t	t	i	i	i	i	i	i	i	-	p1=cmp.gtu(Rs,Rt); if (lp0.new) jump:nt #r9:2
0	0	0	1	0	1	0	1	0	1	i	i	s	s	s	s	P	P	0	1	t	t	t	t	i	i	i	i	i	i	i	-	p0=cmp.gtu(Rs,Rt); if (lp1.new) jump:nt #r9:2
0	0	0	1	0	1	0	1	0	1	i	i	s	s	s	s	P	P	1	0	t	t	t	t	i	i	i	i	i	i	i	-	p1=cmp.gtu(Rs,Rt); if (lp0.new) jump:t #r9:2
0	0	0	1	0	1	0	1	0	1	i	i	s	s	s	s	P	P	1	1	t	t	t	t	i	i	i	i	i	i	i	-	p0=cmp.gtu(Rs,Rt); if (lp1.new) jump:t #r9:2

Field name	Description
ICLASS	Instruction Class
Parse	Packet/Loop parse bits
s4	Field to encode register s
t4	Field to encode register t

Jump to address

Change the program flow to a target address. This instruction changes the Program Counter to a target address which is relative to the PC address. The offset from the current PC address is contained in the instruction encoding.

A speculated jump instruction includes a hint ("taken" or "not taken") which specifies the expected value of the conditional expression. If the actual generated value of the predicate differs from this expected value, the jump instruction incurs a performance penalty.

This instruction can appear in slots 2 or 3.

Syntax	Behavior
<code>if ([!]Pu) jump #r15:2</code>	Assembler mapped to: <code>"if ([!]Pu) "jump":nt "#r15:2"</code>
<code>if ([!]Pu) jump:<hint> #r15:2</code>	<pre> ; if ([!]Pu[0]) { apply_extension(#r); #r=#r & ~PCALIGN_MASK; PC=PC+#r; } </pre>
<code>jump #r22:2</code>	<pre> apply_extension(#r); #r=#r & ~PCALIGN_MASK; PC=PC+#r; </pre>

Class: J (slots 0,1,2,3)

Notes

- This instruction can be conditionally executed based on the value of a predicate register. If the instruction is preceded by 'if Pn', the instruction only executes if the least-significant bit of the predicate register is 1. Similarly, if the instruction is preceded by 'if !Pn', the instruction is executed only if the least-significant bit of Pn is 0.

Encoding

31	30	29	28	27	26	25	24	23	22	21	20	19	18	17	16	15	14	13	12	11	10	9	8	7	6	5	4	3	2	1	0								
ICLASS																Parse																							
0	1	0	1	1	0	0	i	i	i	i	i	i	i	i	i	P	P	i	i	i	i	i	i	i	i	i	i	i	i	i	-	jump #r22:2							
ICLASS																Parse											PT	D N	u2										
0	1	0	1	1	1	0	0	i	i	0	i	i	i	i	i	P	P	i	0	0	-	u	u	i	i	i	i	i	i	i	-	if (Pu) jump:nt #r15:2							
0	1	0	1	1	1	0	0	i	i	0	i	i	i	i	i	P	P	i	1	0	-	u	u	i	i	i	i	i	i	-	if (Pu) jump:t #r15:2								
0	1	0	1	1	1	0	0	i	i	1	i	i	i	i	i	P	P	i	0	0	-	u	u	i	i	i	i	i	i	-	if (!Pu) jump:nt #r15:2								
0	1	0	1	1	1	0	0	i	i	1	i	i	i	i	i	P	P	i	1	0	-	u	u	i	i	i	i	i	i	-	if (!Pu) jump:t #r15:2								

Field name	Description
ICLASS	Instruction Class
DN	Dot-new
PT	Predict-taken
Parse	Packet/Loop parse bits
u2	Field to encode register u

Jump to address conditioned on new predicate

Perform a speculated jump.

Jump if the LSB of the newly-generated predicate is true. The predicate must be generated in the same packet as the speculated jump instruction.

A speculated jump instruction includes a hint ("taken" or "not taken") which specifies the expected value of the conditional expression. If the actual generated value of the predicate differs from this expected value, the jump instruction incurs a performance penalty.

This instruction can appear in slots 2 or 3.

Syntax

```
if ([!]Pu.new) jump:<hint>
#r15:2
```

Behavior

```
}
{
if ([!]Pu.new[0]) {
  apply_extension(#r);
  #r=#r & ~PCALIGN_MASK;
  PC=PC+#r;
};
}
```

Class: J (slots 0,1,2,3)

Notes

- This instruction can be conditionally executed based on the value of a predicate register. If the instruction is preceded by 'if Pn', the instruction only executes if the least-significant bit of the predicate register is 1. Similarly, if the instruction is preceded by 'if !Pn', the instruction is executed only if the least-significant bit of Pn is 0.

Encoding

31	30	29	28	27	26	25	24	23	22	21	20	19	18	17	16	15	14	13	12	11	10	9	8	7	6	5	4	3	2	1	0				
ICLASS																Parse		PT	DN		u2														
0	1	0	1	1	1	0	0	i	i	0	i	i	i	i	i	P	P	i	0	1	-	u	u	i	i	i	i	i	i	i	i	-	if (Pu.new) jump:nt #r15:2		
0	1	0	1	1	1	0	0	i	i	0	i	i	i	i	i	P	P	i	1	1	-	u	u	i	i	i	i	i	i	i	i	-	if (Pu.new) jump:t #r15:2		
0	1	0	1	1	1	0	0	i	i	1	i	i	i	i	i	P	P	i	0	1	-	u	u	i	i	i	i	i	i	i	i	-	if (!Pu.new) jump:nt #r15:2		
0	1	0	1	1	1	0	0	i	i	1	i	i	i	i	i	P	P	i	1	1	-	u	u	i	i	i	i	i	i	i	i	-	if (!Pu.new) jump:t #r15:2		

Field name	Description
ICLASS	Instruction Class
DN	Dot-new
PT	Predict-taken
Parse	Packet/Loop parse bits
u2	Field to encode register u

Jump to address condition on register value

Perform register-conditional jump.

Jump if the specified register expression is true.

A register-conditional jump includes a hint ("taken" or "not taken") which specifies the expected value of the register expression. If the actual generated value of the expression differs from this expected value, the jump instruction incurs a performance penalty.

This instruction can appear only in slot 3.

Syntax	Behavior
<code>if (Rs!=#0) jump:nt #r13:2</code>	<code>if (Rs != 0) { PC=PC+#r; }</code>
<code>if (Rs!=#0) jump:t #r13:2</code>	<code>if (Rs != 0) { PC=PC+#r; }</code>
<code>if (Rs<=#0) jump:nt #r13:2</code>	<code>if (Rs <= 0) { PC=PC+#r; }</code>
<code>if (Rs<=#0) jump:t #r13:2</code>	<code>if (Rs <= 0) { PC=PC+#r; }</code>
<code>if (Rs==#0) jump:nt #r13:2</code>	<code>if (Rs == 0) { PC=PC+#r; }</code>
<code>if (Rs==#0) jump:t #r13:2</code>	<code>if (Rs == 0) { PC=PC+#r; }</code>
<code>if (Rs>=#0) jump:nt #r13:2</code>	<code>if (Rs >= 0) { PC=PC+#r; }</code>
<code>if (Rs>=#0) jump:t #r13:2</code>	<code>if (Rs >= 0) { PC=PC+#r; }</code>

Class: J (slot 3)

Notes

- This instruction will be deprecated in a future version.

Encoding

31	30	29	28	27	26	25	24	23	22	21	20	19	18	17	16	15	14	13	12	11	10	9	8	7	6	5	4	3	2	1	0		
ICLASS				sm							s5					Parse																	
0	1	1	0	0	0	0	1	0	0	i	s	s	s	s	s	P	P	i	0	i	i	i	i	i	i	i	i	i	i	i	i	-	if (Rs!=#0) jump:nt #r13:2
0	1	1	0	0	0	0	1	0	0	i	s	s	s	s	s	P	P	i	1	i	i	i	i	i	i	i	i	i	i	i	i	-	if (Rs!=#0) jump:t #r13:2
0	1	1	0	0	0	0	1	0	1	i	s	s	s	s	s	P	P	i	0	i	i	i	i	i	i	i	i	i	i	i	i	-	if (Rs>=#0) jump:nt #r13:2
0	1	1	0	0	0	0	1	0	1	i	s	s	s	s	s	P	P	i	1	i	i	i	i	i	i	i	i	i	i	i	i	-	if (Rs>=#0) jump:t #r13:2
0	1	1	0	0	0	0	1	1	0	i	s	s	s	s	s	P	P	i	0	i	i	i	i	i	i	i	i	i	i	i	i	-	if (Rs==#0) jump:nt #r13:2
0	1	1	0	0	0	0	1	1	0	i	s	s	s	s	s	P	P	i	1	i	i	i	i	i	i	i	i	i	i	i	i	-	if (Rs==#0) jump:t #r13:2
0	1	1	0	0	0	0	1	1	1	i	s	s	s	s	s	P	P	i	0	i	i	i	i	i	i	i	i	i	i	i	i	-	if (Rs<=#0) jump:nt #r13:2
0	1	1	0	0	0	0	1	1	1	i	s	s	s	s	s	P	P	i	1	i	i	i	i	i	i	i	i	i	i	i	i	-	if (Rs<=#0) jump:t #r13:2

Field name	Description
sm	Supervisor mode only
ICLASS	Instruction Class
Parse	Packet/Loop parse bits
s5	Field to encode register s

Transfer and jump

Move an unsigned immediate or register value into a destination register and unconditionally jump. In assembly syntax, this instruction appears as two instructions in the packet, a transfer and a separate jump. The assembler may convert adjacent transfer and jump instructions into compound transfer-jump form.

Syntax

```
Rd=#U6 ; jump #r9:2
```

```
Rd=Rs ; jump #r9:2
```

Behavior

```
apply_extension(#r);
#r=#r & ~PCALIGN_MASK;
Rd=#U;
PC=PC+#r;
```

```
apply_extension(#r);
#r=#r & ~PCALIGN_MASK;
Rd=Rs;
PC=PC+#r;
```

Class: J (slots 2,3)

Encoding

31	30	29	28	27	26	25	24	23	22	21	20	19	18	17	16	15	14	13	12	11	10	9	8	7	6	5	4	3	2	1	0			
ICLASS												d4				Parse																		
0	0	0	1	0	1	1	0	-	-	i	i	d	d	d	d	P	P	I	I	I	I	I	I	i	i	i	i	i	i	i	i	-	Rd=#U6 ; jump #r9:2	
ICLASS												s4				Parse		d4																
0	0	0	1	0	1	1	1	-	-	i	i	s	s	s	s	P	P	-	-	d	d	d	d	i	i	i	i	i	i	i	i	-	Rd=Rs ; jump #r9:2	

Field name	Description
ICLASS	Instruction Class
Parse	Packet/Loop parse bits
d4	Field to encode register d
s4	Field to encode register s

11.5 LD

The LD instruction class includes load instructions, which are used to load values into registers.

LD instructions are executable on slot 0 and slot 1.

Load doubleword

Load a 64-bit doubleword from memory and place in a destination register pair.

Syntax	Behavior
<code>Rdd=memd (Re=#U6)</code>	<code>apply_extension (#U);</code> <code>EA=#U;</code> <code>Rdd = *EA;</code> <code>Re=#U;</code>
<code>Rdd=memd (Rs+#s11:3)</code>	<code>apply_extension (#s);</code> <code>EA=Rs+#s;</code> <code>Rdd = *EA;</code>
<code>Rdd=memd (Rs+Rt<<#u2)</code>	<code>EA=Rs+(Rt<<#u);</code> <code>Rdd = *EA;</code>
<code>Rdd=memd (Rt<<#u2+#U6)</code>	<code>apply_extension (#U);</code> <code>EA=#U+(Rt<<#u);</code> <code>Rdd = *EA;</code>
<code>Rdd=memd (Rx++#s4:3)</code>	<code>EA=Rx;</code> <code>Rx=Rx+#s;</code> <code>Rdd = *EA;</code>
<code>Rdd=memd (Rx++#s4:3:circ (Mu))</code>	<code>EA=Rx;</code> <code>Rx=Rx=circ_add (Rx, #s, MuV);</code> <code>Rdd = *EA;</code>
<code>Rdd=memd (Rx++I:circ (Mu))</code>	<code>EA=Rx;</code> <code>Rx=Rx=circ_add (Rx, I<<3, MuV);</code> <code>Rdd = *EA;</code>
<code>Rdd=memd (Rx++Mu)</code>	<code>EA=Rx;</code> <code>Rx=Rx+MuV;</code> <code>Rdd = *EA;</code>
<code>Rdd=memd (Rx++Mu:brev)</code>	<code>EA=Rx.h[1] brev (Rx.h[0]);</code> <code>Rx=Rx+MuV;</code> <code>Rdd = *EA;</code>
<code>Rdd=memd (gp+#u16:3)</code>	<code>apply_extension (#u);</code> <code>EA=(Constant_extended ? (0) : GP)+#u;</code> <code>Rdd = *EA;</code>

Class: LD (slots 0,1)**Intrinsics**

Rdd=memd(Rx++#s4:3:circ(Mu))

Word32 Q6_R_memd_IM_circ(void** StartAddress,
Word32 Is4_3, Word32 Mu, void* BaseAddress)

Rdd=memd(Rx++I:circ(Mu))

Word32 Q6_R_memd_M_circ(void** StartAddress,
Word32 Mu, void* BaseAddress)**Encoding**

31	30	29	28	27	26	25	24	23	22	21	20	19	18	17	16	15	14	13	12	11	10	9	8	7	6	5	4	3	2	1	0		
ICLASS											s5					Parse		t5					d5										
0	0	1	1	1	0	1	0	1	1	0	s	s	s	s	s	P	P	i	t	t	t	t	t	i	-	-	d	d	d	d	d	Rdd=memd(Rs+Rt<<#U2)	
ICLASS				Type							UN						Parse							d5									
0	1	0	0	1	i	i	1	1	1	0	i	i	i	i	i	P	P	i	i	i	i	i	i	i	i	i	i	d	d	d	d	d	Rdd=memd(gp+#u16:3)
ICLASS				Amode		Type		UN	s5					Parse							d5												
1	0	0	1	0	i	i	1	1	1	0	s	s	s	s	s	P	P	i	i	i	i	i	i	i	i	i	d	d	d	d	d	Rdd=memd(Rs+#s11:3)	
ICLASS				Amode		Type		UN	x5					Parse		u1						d5											
1	0	0	1	1	0	0	1	1	1	0	x	x	x	x	x	P	P	u	0	-	-	0	i	i	i	i	d	d	d	d	d	Rdd=memd(Rx++#s4:3:circ(Mu))	
1	0	0	1	1	0	0	1	1	1	0	x	x	x	x	x	P	P	u	0	-	-	1	-	0	-	-	d	d	d	d	d	Rdd=memd(Rx++I:circ(Mu))	
ICLASS				Amode		Type		UN	e5					Parse							d5												
1	0	0	1	1	0	1	1	1	1	0	e	e	e	e	e	P	P	0	1	l	l	l	l	-	l	l	d	d	d	d	d	Rdd=memd(Re+#U6)	
ICLASS				Amode		Type		UN	x5					Parse							d5												
1	0	0	1	1	0	1	1	1	1	0	x	x	x	x	x	P	P	0	0	-	-	-	i	i	i	i	d	d	d	d	d	Rdd=memd(Rx++#s4:3)	
ICLASS				Amode		Type		UN	t5					Parse							d5												
1	0	0	1	1	1	0	1	1	1	0	t	t	t	t	t	P	P	i	1	l	l	l	l	i	l	l	d	d	d	d	d	Rdd=memd(Rt<<#U2+#U6)	
ICLASS				Amode		Type		UN	x5					Parse		u1						d5											
1	0	0	1	1	1	0	1	1	1	0	x	x	x	x	x	P	P	u	0	-	-	-	-	0	-	-	d	d	d	d	d	Rdd=memd(Rx++Mu)	
1	0	0	1	1	1	1	1	1	1	0	x	x	x	x	x	P	P	u	0	-	-	-	-	0	-	-	d	d	d	d	d	Rdd=memd(Rx++Mu:brev)	

Field name	Description
ICLASS	Instruction Class
Amode	Amode
Type	Type
UN	Unsigned
Type	Type
UN	Unsigned
Parse	Packet/Loop parse bits
d5	Field to encode register d
e5	Field to encode register e
s5	Field to encode register s

Field name	Description
t5	Field to encode register t
u1	Field to encode register u
x5	Field to encode register x

Load doubleword conditionally

Load a 64-bit doubleword from memory and place in a destination register pair.

This instruction is conditional based on a predicate value. If the predicate is true, the instruction is performed, otherwise it is treated as a NOP.

Syntax

```
if ([!]Pt[.new]) Rdd=memd(#u6)
```

```
if ([!]Pt[.new])
Rdd=memd(Rs+#u6:3)
```

```
if ([!]Pt[.new])
Rdd=memd(Rx+#s4:3)
```

```
if ([!]Pv[.new])
Rdd=memd(Rs+Rt<<#u2)
```

Behavior

```
apply_extension(#u);
EA=#u;
if ([!]Pt[.new][0]) {
    Rdd = *EA;
} else {
    NOP;
}
```

```
apply_extension(#u);
EA=Rs+#u;
if ([!]Pt[.new][0]) {
    Rdd = *EA;
} else {
    NOP;
}
```

```
EA=Rx;
if ([!]Pt[.new][0]){
    Rx=Rx+#s;
    Rdd = *EA;
} else {
    NOP;
}
```

```
EA=Rs+(Rt<<#u);
if ([!]Pv[.new][0]) {
    Rdd = *EA;
} else {
    NOP;
}
```

Class: LD (slots 0,1)

Encoding

31	30	29	28	27	26	25	24	23	22	21	20	19	18	17	16	15	14	13	12	11	10	9	8	7	6	5	4	3	2	1	0	
ICLASS											s5					Parse		t5					d5									
0	0	1	1	0	0	0	0	1	1	0	s	s	s	s	s	P	P	i	t	t	t	t	t	i	v	v	d	d	d	d	d	if (Pv) Rdd=memd(Rs+Rt<<#u2)
0	0	1	1	0	0	0	1	1	1	0	s	s	s	s	s	P	P	i	t	t	t	t	t	i	v	v	d	d	d	d	d	if (!Pv) Rdd=memd(Rs+Rt<<#u2)
0	0	1	1	0	0	1	0	1	1	0	s	s	s	s	s	P	P	i	t	t	t	t	t	i	v	v	d	d	d	d	d	if (Pv.new) Rdd=memd(Rs+Rt<<#u2)
0	0	1	1	0	0	1	1	1	1	0	s	s	s	s	s	P	P	i	t	t	t	t	t	i	v	v	d	d	d	d	d	if (!Pv.new) Rdd=memd(Rs+Rt<<#u2)
ICLASS					Se	Pr	Type		UN	s5					Parse		t2					d5										
0	1	0	0	0	0	0	1	1	1	0	s	s	s	s	s	P	P	0	t	t	i	i	i	i	i	i	d	d	d	d	d	if (Pt) Rdd=memd(Rs+#u6:3)

31	30	29	28	27	26	25	24	23	22	21	20	19	18	17	16	15	14	13	12	11	10	9	8	7	6	5	4	3	2	1	0	
0	1	0	0	0	0	1	1	1	1	0	s	s	s	s	s	P	P	0	t	t	i	i	i	i	i	i	d	d	d	d	d	if (Pt.new) Rdd=memd(Rs+#u6:3)
0	1	0	0	0	1	0	1	1	1	0	s	s	s	s	s	P	P	0	t	t	i	i	i	i	i	i	d	d	d	d	d	if (!Pt) Rdd=memd(Rs+#u6:3)
0	1	0	0	0	1	1	1	1	1	0	s	s	s	s	s	P	P	0	t	t	i	i	i	i	i	i	d	d	d	d	d	if (!Pt.new) Rdd=memd(Rs+#u6:3)
ICLASS			Amode			Type			UN	x5					Parse		t2			d5												
1	0	0	1	1	0	1	1	1	1	0	x	x	x	x	x	P	P	1	0	0	t	t	i	i	i	i	d	d	d	d	d	if (Pt) Rdd=memd(Rx++#s4:3)
1	0	0	1	1	0	1	1	1	1	0	x	x	x	x	x	P	P	1	0	1	t	t	i	i	i	i	d	d	d	d	d	if (!Pt) Rdd=memd(Rx++#s4:3)
1	0	0	1	1	0	1	1	1	1	0	x	x	x	x	x	P	P	1	1	0	t	t	i	i	i	i	d	d	d	d	d	if (Pt.new) Rdd=memd(Rx++#s4:3)
1	0	0	1	1	0	1	1	1	1	0	x	x	x	x	x	P	P	1	1	1	t	t	i	i	i	i	d	d	d	d	d	if (!Pt.new) Rdd=memd(Rx++#s4:3)
ICLASS			Amode			Type			UN						Parse		t2			d5												
1	0	0	1	1	1	1	1	1	1	0	i	i	i	i	i	P	P	1	0	0	t	t	i	1	-	-	d	d	d	d	d	if (Pt) Rdd=memd(#u6)
1	0	0	1	1	1	1	1	1	1	0	i	i	i	i	i	P	P	1	0	1	t	t	i	1	-	-	d	d	d	d	d	if (!Pt) Rdd=memd(#u6)
1	0	0	1	1	1	1	1	1	1	0	i	i	i	i	i	P	P	1	1	0	t	t	i	1	-	-	d	d	d	d	d	if (Pt.new) Rdd=memd(#u6)
1	0	0	1	1	1	1	1	1	1	0	i	i	i	i	i	P	P	1	1	1	t	t	i	1	-	-	d	d	d	d	d	if (!Pt.new) Rdd=memd(#u6)

Field name	Description
ICLASS	Instruction Class
Amode	Amode
Type	Type
UN	Unsigned
Type	Type
UN	Unsigned
PredNew	PredNew
Sense	Sense
Parse	Packet/Loop parse bits
d5	Field to encode register d
s5	Field to encode register s
t2	Field to encode register t
t5	Field to encode register t
v2	Field to encode register v
x5	Field to encode register x

Load byte

Load a signed byte from memory. The byte at the effective address in memory is placed in the least-significant 8 bits of the destination register. The destination register is then sign-extended from 8 bits to 32.

Syntax	Behavior
<code>Rd=memb (Re=#U6)</code>	<code>apply_extension (#U);</code> <code>EA=#U;</code> <code>Rd = *EA;</code> <code>Re=#U;</code>
<code>Rd=memb (Rs+#s11:0)</code>	<code>apply_extension (#s);</code> <code>EA=Rs+#s;</code> <code>Rd = *EA;</code>
<code>Rd=memb (Rs+Rt<<#u2)</code>	<code>EA=Rs+(Rt<<#u);</code> <code>Rd = *EA;</code>
<code>Rd=memb (Rt<<#u2+#U6)</code>	<code>apply_extension (#U);</code> <code>EA=#U+(Rt<<#u);</code> <code>Rd = *EA;</code>
<code>Rd=memb (Rx++#s4:0)</code>	<code>EA=Rx;</code> <code>Rx=Rx+#s;</code> <code>Rd = *EA;</code>
<code>Rd=memb (Rx++#s4:0:circ (Mu))</code>	<code>EA=Rx;</code> <code>Rx=Rx=circ_add (Rx, #s, MuV);</code> <code>Rd = *EA;</code>
<code>Rd=memb (Rx++I:circ (Mu))</code>	<code>EA=Rx;</code> <code>Rx=Rx=circ_add (Rx, I<<0, MuV);</code> <code>Rd = *EA;</code>
<code>Rd=memb (Rx++Mu)</code>	<code>EA=Rx;</code> <code>Rx=Rx+MuV;</code> <code>Rd = *EA;</code>
<code>Rd=memb (Rx++Mu:brev)</code>	<code>EA=Rx.h[1] brev (Rx.h[0]);</code> <code>Rx=Rx+MuV;</code> <code>Rd = *EA;</code>
<code>Rd=memb (gp+#u16:0)</code>	<code>apply_extension (#u);</code> <code>EA=(Constant_extended ? (0) : GP)+#u;</code> <code>Rd = *EA;</code>

Class: LD (slots 0,1)

Intrinsics

<code>Rd=memb (Rx++#s4:0:circ (Mu))</code>	<code>Word32 Q6_R_memb_IM_circ (void** StartAddress,</code> <code>Word32 Is4_0, Word32 Mu, void* BaseAddress)</code>
<code>Rd=memb (Rx++I:circ (Mu))</code>	<code>Word32 Q6_R_memb_M_circ (void** StartAddress,</code> <code>Word32 Mu, void* BaseAddress)</code>

Encoding

31	30	29	28	27	26	25	24	23	22	21	20	19	18	17	16	15	14	13	12	11	10	9	8	7	6	5	4	3	2	1	0		
ICLASS											s5					Parse		t5					d5										
0	0	1	1	1	0	1	0	0	0	0	s	s	s	s	s	P	P	i	t	t	t	t	t	i	-	-	d	d	d	d	d	Rd=memb(Rs+Rt<<#u2)	
ICLASS											Type	UN						Parse							d5								
0	1	0	0	1	i	i	1	0	0	0	i	i	i	i	i	P	P	i	i	i	i	i	i	i	i	i	i	d	d	d	d	d	Rd=memb(gp+#u16:0)
ICLASS			Amode		Type		UN	s5					Parse							d5													
1	0	0	1	0	i	i	1	0	0	0	s	s	s	s	s	P	P	i	i	i	i	i	i	i	i	i	d	d	d	d	d	Rd=memb(Rs+#s11:0)	
ICLASS			Amode		Type		UN	x5					Parse		u1						d5												
1	0	0	1	1	0	0	1	0	0	0	x	x	x	x	x	P	P	u	0	-	-	0	i	i	i	i	d	d	d	d	d	Rd=memb(Rx++#s4:0:circ(Mu))	
1	0	0	1	1	0	0	1	0	0	0	x	x	x	x	x	P	P	u	0	-	-	1	-	0	-	-	d	d	d	d	d	Rd=memb(Rx++l:circ(Mu))	
ICLASS			Amode		Type		UN	e5					Parse							d5													
1	0	0	1	1	0	1	1	0	0	0	e	e	e	e	e	P	P	0	1	l	l	l	l	l	-	l	l	d	d	d	d	d	Rd=memb(Re=#U6)
ICLASS			Amode		Type		UN	x5					Parse							d5													
1	0	0	1	1	0	1	1	0	0	0	x	x	x	x	x	P	P	0	0	-	-	-	i	i	i	i	d	d	d	d	d	Rd=memb(Rx++#s4:0)	
ICLASS			Amode		Type		UN	t5					Parse							d5													
1	0	0	1	1	1	0	1	0	0	0	t	t	t	t	t	P	P	i	1	l	l	l	l	l	i	l	l	d	d	d	d	d	Rd=memb(Rt<<#u2+#U6)
ICLASS			Amode		Type		UN	x5					Parse		u1						d5												
1	0	0	1	1	1	0	1	0	0	0	x	x	x	x	x	P	P	u	0	-	-	-	-	0	-	-	d	d	d	d	d	Rd=memb(Rx++Mu)	
1	0	0	1	1	1	1	1	0	0	0	x	x	x	x	x	P	P	u	0	-	-	-	-	0	-	-	d	d	d	d	d	Rd=memb(Rx++Mu:brev)	

Field name	Description
ICLASS	Instruction Class
Amode	Amode
Type	Type
UN	Unsigned
Type	Type
UN	Unsigned
Parse	Packet/Loop parse bits
d5	Field to encode register d
e5	Field to encode register e
s5	Field to encode register s
t5	Field to encode register t
u1	Field to encode register u
x5	Field to encode register x

Load byte conditionally

Load a signed byte from memory. The byte at the effective address in memory is placed in the least-significant 8 bits of the destination register. The destination register is then sign-extended from 8 bits to 32.

This instruction is conditional based on a predicate value. If the predicate is true, the instruction is performed, otherwise it is treated as a NOP.

Syntax

```
if ([!]Pt[.new]) Rd=memb(#u6)
```

```
if ([!]Pt[.new])
Rd=memb(Rs+#u6:0)
```

```
if ([!]Pt[.new])
Rd=memb(Rx++#s4:0)
```

```
if ([!]Pv[.new])
Rd=memb(Rs+Rt<<#u2)
```

Behavior

```
apply_extension(#u);
EA=#u;
if ([!]Pt[.new][0]) {
    Rd = *EA;
} else {
    NOP;
}
```

```
apply_extension(#u);
EA=Rs+#u;
if ([!]Pt[.new][0]) {
    Rd = *EA;
} else {
    NOP;
}
```

```
EA=Rx;
if ([!]Pt[.new][0]){
    Rx=Rx+#s;
    Rd = *EA;
} else {
    NOP;
}
```

```
EA=Rs+(Rt<<#u);
if ([!]Pv[.new][0]) {
    Rd = *EA;
} else {
    NOP;
}
```

Class: LD (slots 0,1)

Encoding

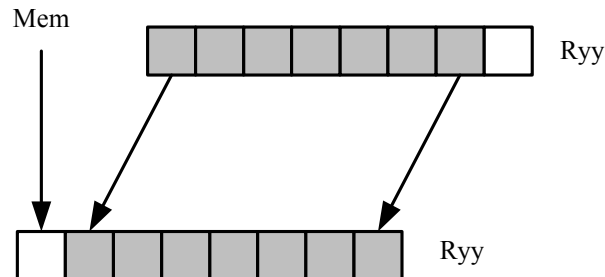
31	30	29	28	27	26	25	24	23	22	21	20	19	18	17	16	15	14	13	12	11	10	9	8	7	6	5	4	3	2	1	0	
ICLASS											s5					Parse		t5					d5									
0	0	1	1	0	0	0	0	0	0	0	s	s	s	s	s	P	P	i	t	t	t	t	t	i	v	v	d	d	d	d	d	if (Pv) Rd=memb(Rs+Rt<<#u2)
0	0	1	1	0	0	0	1	0	0	0	s	s	s	s	s	P	P	i	t	t	t	t	t	i	v	v	d	d	d	d	d	if (!Pv) Rd=memb(Rs+Rt<<#u2)
0	0	1	1	0	0	1	0	0	0	0	s	s	s	s	s	P	P	i	t	t	t	t	t	i	v	v	d	d	d	d	d	if (Pv.new) Rd=memb(Rs+Rt<<#u2)
0	0	1	1	0	0	1	1	0	0	0	s	s	s	s	s	P	P	i	t	t	t	t	t	i	v	v	d	d	d	d	d	if (!Pv.new) Rd=memb(Rs+Rt<<#u2)
ICLASS				Se ns e	Pr ed Ne w	Type			UN	s5					Parse		t2					d5										

31	30	29	28	27	26	25	24	23	22	21	20	19	18	17	16	15	14	13	12	11	10	9	8	7	6	5	4	3	2	1	0		
0	1	0	0	0	0	0	1	0	0	0	s	s	s	s	s	P	P	0	t	t	i	i	i	i	i	i	d	d	d	d	d		if (Pt) Rd=memb(Rs+#u6:0)
0	1	0	0	0	0	1	1	0	0	0	s	s	s	s	s	P	P	0	t	t	i	i	i	i	i	i	d	d	d	d	d		if (Pt.new) Rd=memb(Rs+#u6:0)
0	1	0	0	0	1	0	1	0	0	0	s	s	s	s	s	P	P	0	t	t	i	i	i	i	i	i	d	d	d	d	d		if (!Pt) Rd=memb(Rs+#u6:0)
0	1	0	0	0	1	1	1	0	0	0	s	s	s	s	s	P	P	0	t	t	i	i	i	i	i	i	d	d	d	d	d		if (!Pt.new) Rd=memb(Rs+#u6:0)
ICLASS			Amode			Type		UN	x5					Parse		t2			d5														
1	0	0	1	1	0	1	1	0	0	0	x	x	x	x	x	P	P	1	0	0	t	t	i	i	i	i	d	d	d	d	d		if (Pt) Rd=memb(Rx++#s4:0)
1	0	0	1	1	0	1	1	0	0	0	x	x	x	x	x	P	P	1	0	1	t	t	i	i	i	i	d	d	d	d	d		if (!Pt) Rd=memb(Rx++#s4:0)
1	0	0	1	1	0	1	1	0	0	0	x	x	x	x	x	P	P	1	1	0	t	t	i	i	i	i	d	d	d	d	d		if (Pt.new) Rd=memb(Rx++#s4:0)
1	0	0	1	1	0	1	1	0	0	0	x	x	x	x	x	P	P	1	1	1	t	t	i	i	i	i	d	d	d	d	d		if (!Pt.new) Rd=memb(Rx++#s4:0)
ICLASS			Amode			Type		UN						Parse		t2			d5														
1	0	0	1	1	1	1	1	0	0	0	i	i	i	i	i	P	P	1	0	0	t	t	i	1	-	-	d	d	d	d	d		if (Pt) Rd=memb(#u6)
1	0	0	1	1	1	1	1	0	0	0	i	i	i	i	i	P	P	1	0	1	t	t	i	1	-	-	d	d	d	d	d		if (!Pt) Rd=memb(#u6)
1	0	0	1	1	1	1	1	0	0	0	i	i	i	i	i	P	P	1	1	0	t	t	i	1	-	-	d	d	d	d	d		if (Pt.new) Rd=memb(#u6)
1	0	0	1	1	1	1	1	0	0	0	i	i	i	i	i	P	P	1	1	1	t	t	i	1	-	-	d	d	d	d	d		if (!Pt.new) Rd=memb(#u6)

Field name	Description
ICLASS	Instruction Class
Amode	Amode
Type	Type
UN	Unsigned
Type	Type
UN	Unsigned
PredNew	PredNew
Sense	Sense
Parse	Packet/Loop parse bits
d5	Field to encode register d
s5	Field to encode register s
t2	Field to encode register t
t5	Field to encode register t
v2	Field to encode register v
x5	Field to encode register x

Load byte into shifted vector

Shift a 64-bit vector right by one byte. Insert a byte from memory into the vacated upper byte of the vector.



Syntax

`Ryy=memb_fifo(Re=#U6)`

Behavior

```
apply_extension(#U);
EA=#U;
{
    tmpV = *EA;
    Ryy = (((size8u_t)Ryy) >>8) | (tmpV<<56);
}
;
```

`Ryy=memb_fifo(Rs)`

Assembler mapped to: `"Ryy=memb_fifo"(Rs+#0)"`

`Ryy=memb_fifo(Rs+#s11:0)`

```
apply_extension(#s);
EA=Rs+#s;
{
    tmpV = *EA;
    Ryy = (((size8u_t)Ryy) >>8) | (tmpV<<56);
}
;
```

`Ryy=memb_fifo(Rt<<#u2+#U6)`

```
apply_extension(#U);
EA=#U+(Rt<<#u);
{
    tmpV = *EA;
    Ryy = (((size8u_t)Ryy) >>8) | (tmpV<<56);
}
;
```

`Ryy=memb_fifo(Rx++#s4:0)`

```
EA=Rx;
Rx=Rx+#s;
{
    tmpV = *EA;
    Ryy = (((size8u_t)Ryy) >>8) | (tmpV<<56);
}
;
```

`Ryy=memb_fifo(Rx++#s4:0:circ(Mu))`

```
EA=Rx;
Rx=Rx=circ_add(Rx, #s, MuV);
{
    tmpV = *EA;
    Ryy = (((size8u_t)Ryy) >>8) | (tmpV<<56);
}
;
```

Syntax

```
Ryy=memb_fifo(Rx++I:circ(Mu))
```

Behavior

```
EA=Rx;
Rx=Rx=circ_add(Rx,I<<0,MuV);
{
    tmpV = *EA;
    Ryy = (((size8u_t)Ryy)>>8) | (tmpV<<56);
}
;
```

```
Ryy=memb_fifo(Rx++Mu)
```

```
EA=Rx;
Rx=Rx+MuV;
{
    tmpV = *EA;
    Ryy = (((size8u_t)Ryy)>>8) | (tmpV<<56);
}
;
```

```
Ryy=memb_fifo(Rx++Mu:brev)
```

```
EA=Rx.h[1] | brev(Rx.h[0]);
Rx=Rx+MuV;
{
    tmpV = *EA;
    Ryy = (((size8u_t)Ryy)>>8) | (tmpV<<56);
}
;
```

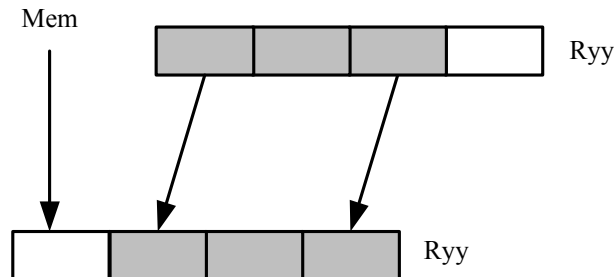
Class: LD (slots 0,1)**Encoding**

31	30	29	28	27	26	25	24	23	22	21	20	19	18	17	16	15	14	13	12	11	10	9	8	7	6	5	4	3	2	1	0		
ICLASS				Amode			Type		U	N	s5					Parse		y5															
1	0	0	1	0	i	i	0	1	0	0	s	s	s	s	s	P	P	i	i	i	i	i	i	i	i	i	i	y	y	y	y	y	Ryy=memb_fifo(Rs+#s11:0)
ICLASS				Amode			Type		U	N	x5					Parse		u1	y5														
1	0	0	1	1	0	0	0	1	0	0	x	x	x	x	x	P	P	u	0	-	-	0	i	i	i	i	y	y	y	y	y	Ryy=memb_fifo(Rx++#s4:0:circ(Mu))	
1	0	0	1	1	0	0	0	1	0	0	x	x	x	x	x	P	P	u	0	-	-	1	-	0	-	-	y	y	y	y	y	Ryy=memb_fifo(Rx++I:circ(Mu))	
ICLASS				Amode			Type		U	N	e5					Parse		y5															
1	0	0	1	1	0	1	0	1	0	0	e	e	e	e	e	P	P	0	1	l	l	l	l	-	l	l	y	y	y	y	y	Ryy=memb_fifo(Re=#U6)	
ICLASS				Amode			Type		U	N	x5					Parse		y5															
1	0	0	1	1	0	1	0	1	0	0	x	x	x	x	x	P	P	0	0	-	-	-	i	i	i	i	y	y	y	y	y	Ryy=memb_fifo(Rx++#s4:0)	
ICLASS				Amode			Type		U	N	t5					Parse		y5															
1	0	0	1	1	1	0	0	1	0	0	t	t	t	t	t	P	P	i	1	l	l	l	l	i	l	l	y	y	y	y	y	Ryy=memb_fifo(Rt<<#u2+#U6)	
ICLASS				Amode			Type		U	N	x5					Parse		u1	y5														
1	0	0	1	1	1	0	0	1	0	0	x	x	x	x	x	P	P	u	0	-	-	-	-	0	-	-	y	y	y	y	y	Ryy=memb_fifo(Rx++Mu)	
1	0	0	1	1	1	1	0	1	0	0	x	x	x	x	x	P	P	u	0	-	-	-	-	0	-	-	y	y	y	y	y	Ryy=memb_fifo(Rx++Mu:brev)	

Field name	Description
ICLASS	Instruction Class
Amode	Amode
Type	Type
UN	Unsigned
Parse	Packet/Loop parse bits
e5	Field to encode register e
s5	Field to encode register s
t5	Field to encode register t
u1	Field to encode register u
x5	Field to encode register x
y5	Field to encode register y

Load half into shifted vector

Shift a 64-bit vector right by one halfword. Insert a halfword from memory into the vacated upper halfword of the vector.



Syntax

`Ryy=memh_fifo(Re=#U6)`

`Ryy=memh_fifo(Rs)`

`Ryy=memh_fifo(Rs+#s11:1)`

`Ryy=memh_fifo(Rt<<#u2+#U6)`

`Ryy=memh_fifo(Rx++#s4:1)`

`Ryy=memh_fifo(Rx++#s4:1:circ(Mu))`

Behavior

```
apply_extension(#U);
EA=#U;
{
    tmpV = *EA;
    Ryy = (((size8u_t)Ryy) >>16) | (tmpV<<48);
}
;
Re=#U;
```

Assembler mapped to: "Ryy=memh_fifo"(Rs+#0)"

```
apply_extension(#s);
EA=Rs+#s;
{
    tmpV = *EA;
    Ryy = (((size8u_t)Ryy) >>16) | (tmpV<<48);
}
;
```

```
apply_extension(#U);
EA=#U+(Rt<<#u);
{
    tmpV = *EA;
    Ryy = (((size8u_t)Ryy) >>16) | (tmpV<<48);
}
;
```

```
EA=Rx;
Rx=Rx+#s;
{
    tmpV = *EA;
    Ryy = (((size8u_t)Ryy) >>16) | (tmpV<<48);
}
;
```

```
EA=Rx;
Rx=Rx=circ_add(Rx, #s, MuV);
{
    tmpV = *EA;
    Ryy = (((size8u_t)Ryy) >>16) | (tmpV<<48);
}
;
```


Syntax

Behavior

<pre>Ryy=memh_fifo(Rx++I:circ(Mu))</pre>	<pre>EA=Rx; Rx=Rx=circ_add(Rx,I<<1,MuV); { tmpV = *EA; Ryy = (((size8u_t)Ryy)>>16) (tmpV<<48); } ;</pre>
<pre>Ryy=memh_fifo(Rx++Mu)</pre>	<pre>EA=Rx; Rx=Rx+MuV; { tmpV = *EA; Ryy = (((size8u_t)Ryy)>>16) (tmpV<<48); } ;</pre>
<pre>Ryy=memh_fifo(Rx++Mu:brev)</pre>	<pre>EA=Rx.h[1] brev(Rx.h[0]); Rx=Rx+MuV; { tmpV = *EA; Ryy = (((size8u_t)Ryy)>>16) (tmpV<<48); } ;</pre>

Class: LD (slots 0,1)

Encoding

31	30	29	28	27	26	25	24	23	22	21	20	19	18	17	16	15	14	13	12	11	10	9	8	7	6	5	4	3	2	1	0		
ICLASS				Amode			Type		U	N	s5					Parse		y5															
1	0	0	1	0	i	i	0	0	1	0	s	s	s	s	s	P	P	i	i	i	i	i	i	i	i	i	i	y	y	y	y	y	Ryy=memh_fifo(Rs+#s11:1)
ICLASS				Amode			Type		U	N	x5					Parse		u1	y5														
1	0	0	1	1	0	0	0	0	1	0	x	x	x	x	x	P	P	u	0	-	-	0	i	i	i	i	y	y	y	y	y	Ryy=memh_fifo(Rx++#s4:1:circ(Mu))	
1	0	0	1	1	0	0	0	0	1	0	x	x	x	x	x	P	P	u	0	-	-	1	-	0	-	-	y	y	y	y	y	Ryy=memh_fifo(Rx++I:circ(Mu))	
ICLASS				Amode			Type		U	N	e5					Parse		y5															
1	0	0	1	1	0	1	0	0	1	0	e	e	e	e	e	P	P	0	1	l	l	l	l	-	l	l	y	y	y	y	y	Ryy=memh_fifo(Re=#U6)	
ICLASS				Amode			Type		U	N	x5					Parse		y5															
1	0	0	1	1	0	1	0	0	1	0	x	x	x	x	x	P	P	0	0	-	-	-	i	i	i	i	y	y	y	y	y	Ryy=memh_fifo(Rx++#s4:1)	
ICLASS				Amode			Type		U	N	t5					Parse		y5															
1	0	0	1	1	1	0	0	0	1	0	t	t	t	t	t	P	P	i	1	l	l	l	l	i	l	l	y	y	y	y	y	Ryy=memh_fifo(Rt<<#u2+#U6)	
ICLASS				Amode			Type		U	N	x5					Parse		u1	y5														
1	0	0	1	1	1	0	0	0	1	0	x	x	x	x	x	P	P	u	0	-	-	-	-	0	-	-	y	y	y	y	y	Ryy=memh_fifo(Rx++Mu)	
1	0	0	1	1	1	1	0	0	1	0	x	x	x	x	x	P	P	u	0	-	-	-	-	0	-	-	y	y	y	y	y	Ryy=memh_fifo(Rx++Mu:brev)	

Field name	Description
ICLASS	Instruction Class
Amode	Amode
Type	Type
UN	Unsigned
Parse	Packet/Loop parse bits
e5	Field to encode register e
s5	Field to encode register s
t5	Field to encode register t
u1	Field to encode register u
x5	Field to encode register x
y5	Field to encode register y

Load halfword

Load a signed halfword from memory. The 16-bit halfword at the effective address in memory is placed in the least-significant 16 bits of the destination register. The destination register is then sign-extended from 16 bits to 32.

Syntax	Behavior
<code>Rd=memh (Re=#U6)</code>	<code>apply_extension(#U);</code> <code>EA=#U;</code> <code>Rd = *EA;</code> <code>Re=#U;</code>
<code>Rd=memh (Rs+#s11:1)</code>	<code>apply_extension(#s);</code> <code>EA=Rs+#s;</code> <code>Rd = *EA;</code>
<code>Rd=memh (Rs+Rt<<#u2)</code>	<code>EA=Rs+(Rt<<#u);</code> <code>Rd = *EA;</code>
<code>Rd=memh (Rt<<#u2+#U6)</code>	<code>apply_extension(#U);</code> <code>EA=#U+(Rt<<#u);</code> <code>Rd = *EA;</code>
<code>Rd=memh (Rx++#s4:1)</code>	<code>EA=Rx;</code> <code>Rx=Rx+#s;</code> <code>Rd = *EA;</code>
<code>Rd=memh (Rx++#s4:1:circ (Mu))</code>	<code>EA=Rx;</code> <code>Rx=Rx=circ_add (Rx, #s, MuV);</code> <code>Rd = *EA;</code>
<code>Rd=memh (Rx++I:circ (Mu))</code>	<code>EA=Rx;</code> <code>Rx=Rx=circ_add (Rx, I<<1, MuV);</code> <code>Rd = *EA;</code>
<code>Rd=memh (Rx++Mu)</code>	<code>EA=Rx;</code> <code>Rx=Rx+MuV;</code> <code>Rd = *EA;</code>
<code>Rd=memh (Rx++Mu:brev)</code>	<code>EA=Rx.h[1] brev (Rx.h[0]);</code> <code>Rx=Rx+MuV;</code> <code>Rd = *EA;</code>
<code>Rd=memh (gp+#u16:1)</code>	<code>apply_extension(#u);</code> <code>EA=(Constant_extended ? (0) : GP)+#u;</code> <code>Rd = *EA;</code>

Class: LD (slots 0,1)

Intrinsics

<code>Rd=memh (Rx++#s4:1:circ (Mu))</code>	<code>Word32 Q6_R_memh_IM_circ (void** StartAddress,</code> <code>Word32 Is4_1, Word32 Mu, void* BaseAddress)</code>
<code>Rd=memh (Rx++I:circ (Mu))</code>	<code>Word32 Q6_R_memh_M_circ (void** StartAddress,</code> <code>Word32 Mu, void* BaseAddress)</code>

Encoding

31	30	29	28	27	26	25	24	23	22	21	20	19	18	17	16	15	14	13	12	11	10	9	8	7	6	5	4	3	2	1	0		
ICLASS										s5					Parse		t5					d5											
0	0	1	1	1	0	1	0	0	1	0	s	s	s	s	s	P	P	i	t	t	t	t	t	i	-	-	d	d	d	d	d	Rd=memh(Rs+Rt<<#u2)	
ICLASS										Type		UN	s5					Parse		t5					d5								
0	1	0	0	1	i	i	1	0	1	0	i	i	i	i	i	P	P	i	i	i	i	i	i	i	i	i	i	d	d	d	d	d	Rd=memh(gp+#u16:1)
ICLASS										Amode		Type		UN	s5					Parse		t5					d5						
1	0	0	1	0	i	i	1	0	1	0	s	s	s	s	s	P	P	i	i	i	i	i	i	i	i	i	i	d	d	d	d	d	Rd=memh(Rs+#s11:1)
ICLASS										Amode		Type		UN	x5					Parse		u1	t5					d5					
1	0	0	1	1	0	0	1	0	1	0	x	x	x	x	x	P	P	u	0	-	-	0	i	i	i	i	d	d	d	d	d	Rd=memh(Rx+#s4:1:circ(Mu))	
1	0	0	1	1	0	0	1	0	1	0	x	x	x	x	x	P	P	u	0	-	-	1	-	0	-	-	d	d	d	d	d	Rd=memh(Rx++l:circ(Mu))	
ICLASS										Amode		Type		UN	e5					Parse		t5					d5						
1	0	0	1	1	0	1	1	0	1	0	e	e	e	e	e	P	P	0	1	l	l	l	l	l	-	l	l	d	d	d	d	d	Rd=memh(Re=#U6)
ICLASS										Amode		Type		UN	x5					Parse		t5					d5						
1	0	0	1	1	0	1	1	0	1	0	x	x	x	x	x	P	P	0	0	-	-	-	i	i	i	i	d	d	d	d	d	Rd=memh(Rx++#s4:1)	
ICLASS										Amode		Type		UN	t5					Parse		t5					d5						
1	0	0	1	1	1	0	1	0	1	0	t	t	t	t	t	P	P	i	1	l	l	l	l	l	i	l	l	d	d	d	d	d	Rd=memh(Rt<<#u2+#U6)
ICLASS										Amode		Type		UN	x5					Parse		u1	t5					d5					
1	0	0	1	1	1	0	1	0	1	0	x	x	x	x	x	P	P	u	0	-	-	-	-	0	-	-	d	d	d	d	d	Rd=memh(Rx++Mu)	
1	0	0	1	1	1	1	1	0	1	0	x	x	x	x	x	P	P	u	0	-	-	-	-	0	-	-	d	d	d	d	d	Rd=memh(Rx++Mu:brev)	

Field name	Description
ICLASS	Instruction Class
Amode	Amode
Type	Type
UN	Unsigned
Type	Type
UN	Unsigned
Parse	Packet/Loop parse bits
d5	Field to encode register d
e5	Field to encode register e
s5	Field to encode register s
t5	Field to encode register t
u1	Field to encode register u
x5	Field to encode register x

Load halfword conditionally

Load a signed halfword from memory. The 16-bit halfword at the effective address in memory is placed in the least-significant 16 bits of the destination register. The destination register is then sign-extended from 16 bits to 32.

This instruction is conditional based on a predicate value. If the predicate is true, the instruction is performed, otherwise it is treated as a NOP.

Syntax

```
if ([!]Pt[.new]) Rd=memh(#u6)
```

```
if ([!]Pt[.new])
Rd=memh(Rs+#u6:1)
```

```
if ([!]Pt[.new])
Rd=memh(Rx++#s4:1)
```

```
if ([!]Pv[.new])
Rd=memh(Rs+Rt<<#u2)
```

Behavior

```
apply_extension(#u);
EA=#u;
if ([!]Pt[.new][0]) {
    Rd = *EA;
} else {
    NOP;
}
```

```
apply_extension(#u);
EA=Rs+#u;
if ([!]Pt[.new][0]) {
    Rd = *EA;
} else {
    NOP;
}
```

```
EA=Rx;
if ([!]Pt[.new][0]){
    Rx=Rx+#s;
    Rd = *EA;
} else {
    NOP;
}
```

```
EA=Rs+(Rt<<#u);
if ([!]Pv[.new][0]) {
    Rd = *EA;
} else {
    NOP;
}
```

Class: LD (slots 0,1)

Encoding

31	30	29	28	27	26	25	24	23	22	21	20	19	18	17	16	15	14	13	12	11	10	9	8	7	6	5	4	3	2	1	0	
ICLASS											s5					Parse		t5					d5									
0	0	1	1	0	0	0	0	0	1	0	s	s	s	s	s	P	P	i	t	t	t	t	t	i	v	v	d	d	d	d	d	if (Pv) Rd=memh(Rs+Rt<<#u2)
0	0	1	1	0	0	0	1	0	1	0	s	s	s	s	s	P	P	i	t	t	t	t	t	i	v	v	d	d	d	d	d	if (!Pv) Rd=memh(Rs+Rt<<#u2)
0	0	1	1	0	0	1	0	0	1	0	s	s	s	s	s	P	P	i	t	t	t	t	t	i	v	v	d	d	d	d	d	if (Pv.new) Rd=memh(Rs+Rt<<#u2)
0	0	1	1	0	0	1	1	0	1	0	s	s	s	s	s	P	P	i	t	t	t	t	t	i	v	v	d	d	d	d	d	if (!Pv.new) Rd=memh(Rs+Rt<<#u2)
ICLASS				Se ns e	Pr ed Ne w	Type			UN	s5					Parse		t2					d5										

31	30	29	28	27	26	25	24	23	22	21	20	19	18	17	16	15	14	13	12	11	10	9	8	7	6	5	4	3	2	1	0		
0	1	0	0	0	0	0	1	0	1	0	s	s	s	s	s	P	P	0	t	t	i	i	i	i	i	i	d	d	d	d	d		if (Pt) Rd=memh(Rs+#u6:1)
0	1	0	0	0	0	1	1	0	1	0	s	s	s	s	s	P	P	0	t	t	i	i	i	i	i	i	d	d	d	d	d		if (Pt.new) Rd=memh(Rs+#u6:1)
0	1	0	0	0	1	0	1	0	1	0	s	s	s	s	s	P	P	0	t	t	i	i	i	i	i	i	d	d	d	d	d		if (!Pt) Rd=memh(Rs+#u6:1)
0	1	0	0	0	1	1	1	0	1	0	s	s	s	s	s	P	P	0	t	t	i	i	i	i	i	i	d	d	d	d	d		if (!Pt.new) Rd=memh(Rs+#u6:1)
ICLASS			Amode			Type		UN	x5					Parse		t2			d5														
1	0	0	1	1	0	1	1	0	1	0	x	x	x	x	x	P	P	1	0	0	t	t	i	i	i	i	d	d	d	d	d		if (Pt) Rd=memh(Rx++#s4:1)
1	0	0	1	1	0	1	1	0	1	0	x	x	x	x	x	P	P	1	0	1	t	t	i	i	i	i	d	d	d	d	d		if (!Pt) Rd=memh(Rx++#s4:1)
1	0	0	1	1	0	1	1	0	1	0	x	x	x	x	x	P	P	1	1	0	t	t	i	i	i	i	d	d	d	d	d		if (Pt.new) Rd=memh(Rx++#s4:1)
1	0	0	1	1	0	1	1	0	1	0	x	x	x	x	x	P	P	1	1	1	t	t	i	i	i	i	d	d	d	d	d		if (!Pt.new) Rd=memh(Rx++#s4:1)
ICLASS			Amode			Type		UN						Parse		t2			d5														
1	0	0	1	1	1	1	1	0	1	0	i	i	i	i	i	P	P	1	0	0	t	t	i	1	-	-	d	d	d	d	d		if (Pt) Rd=memh(#u6)
1	0	0	1	1	1	1	1	0	1	0	i	i	i	i	i	P	P	1	0	1	t	t	i	1	-	-	d	d	d	d	d		if (!Pt) Rd=memh(#u6)
1	0	0	1	1	1	1	1	0	1	0	i	i	i	i	i	P	P	1	1	0	t	t	i	1	-	-	d	d	d	d	d		if (Pt.new) Rd=memh(#u6)
1	0	0	1	1	1	1	1	0	1	0	i	i	i	i	i	P	P	1	1	1	t	t	i	1	-	-	d	d	d	d	d		if (!Pt.new) Rd=memh(#u6)

Field name	Description
ICLASS	Instruction Class
Amode	Amode
Type	Type
UN	Unsigned
Type	Type
UN	Unsigned
PredNew	PredNew
Sense	Sense
Parse	Packet/Loop parse bits
d5	Field to encode register d
s5	Field to encode register s
t2	Field to encode register t
t5	Field to encode register t
v2	Field to encode register v
x5	Field to encode register x

Load unsigned byte

Load an unsigned byte from memory. The byte at the effective address in memory is placed in the least-significant 8 bits of the destination register. The destination register is then zero-extended from 8 bits to 32.

Syntax	Behavior
<code>Rd=memub (Re=#U6)</code>	<code>apply_extension(#U);</code> <code>EA=#U;</code> <code>Rd = *EA;</code> <code>Re=#U;</code>
<code>Rd=memub (Rs+#s11:0)</code>	<code>apply_extension(#s);</code> <code>EA=Rs+#s;</code> <code>Rd = *EA;</code>
<code>Rd=memub (Rs+Rt<<#u2)</code>	<code>EA=Rs+(Rt<<#u);</code> <code>Rd = *EA;</code>
<code>Rd=memub (Rt<<#u2+#U6)</code>	<code>apply_extension(#U);</code> <code>EA=#U+(Rt<<#u);</code> <code>Rd = *EA;</code>
<code>Rd=memub (Rx++#s4:0)</code>	<code>EA=Rx;</code> <code>Rx=Rx+#s;</code> <code>Rd = *EA;</code>
<code>Rd=memub (Rx++#s4:0:circ (Mu))</code>	<code>EA=Rx;</code> <code>Rx=Rx=circ_add (Rx, #s, MuV);</code> <code>Rd = *EA;</code>
<code>Rd=memub (Rx++I:circ (Mu))</code>	<code>EA=Rx;</code> <code>Rx=Rx=circ_add (Rx, I<<0, MuV);</code> <code>Rd = *EA;</code>
<code>Rd=memub (Rx++Mu)</code>	<code>EA=Rx;</code> <code>Rx=Rx+MuV;</code> <code>Rd = *EA;</code>
<code>Rd=memub (Rx++Mu:brev)</code>	<code>EA=Rx.h[1] brev (Rx.h[0]);</code> <code>Rx=Rx+MuV;</code> <code>Rd = *EA;</code>
<code>Rd=memub (gp+#u16:0)</code>	<code>apply_extension(#u);</code> <code>EA=(Constant_extended ? (0) : GP)+#u;</code> <code>Rd = *EA;</code>

Class: LD (slots 0,1)

Intrinsics

<code>Rd=memub (Rx++#s4:0:circ (Mu))</code>	<code>Word32 Q6_R_memub_IM_circ (void** StartAddress,</code> <code>Word32 Is4_0, Word32 Mu, void* BaseAddress)</code>
<code>Rd=memub (Rx++I:circ (Mu))</code>	<code>Word32 Q6_R_memub_M_circ (void** StartAddress,</code> <code>Word32 Mu, void* BaseAddress)</code>

Encoding

31	30	29	28	27	26	25	24	23	22	21	20	19	18	17	16	15	14	13	12	11	10	9	8	7	6	5	4	3	2	1	0		
ICLASS											s5					Parse		t5					d5										
0	0	1	1	1	0	1	0	0	0	1	s	s	s	s	s	P	P	i	t	t	t	t	t	i	-	-	d	d	d	d	d	Rd=memub(Rs+Rt<<#u2)	
ICLASS											Type				UN	Parse					d5												
0	1	0	0	1	i	i	1	0	0	1	i	i	i	i	i	P	P	i	i	i	i	i	i	i	i	i	i	d	d	d	d	d	Rd=memub(gp+#u16:0)
ICLASS											Amode		Type		UN	s5					Parse		d5										
1	0	0	1	0	i	i	1	0	0	1	s	s	s	s	s	P	P	i	i	i	i	i	i	i	i	i	d	d	d	d	d	Rd=memub(Rs+#s11:0)	
ICLASS											Amode		Type		UN	x5					Parse		u1	d5									
1	0	0	1	1	0	0	1	0	0	1	x	x	x	x	x	P	P	u	0	-	-	0	i	i	i	i	d	d	d	d	d	Rd=memub(Rx++#s4:0:circ(Mu))	
1	0	0	1	1	0	0	1	0	0	1	x	x	x	x	x	P	P	u	0	-	-	1	-	0	-	-	d	d	d	d	d	Rd=memub(Rx++l:circ(Mu))	
ICLASS											Amode		Type		UN	e5					Parse		d5										
1	0	0	1	1	0	1	1	0	0	1	e	e	e	e	e	P	P	0	1	l	l	l	l	-	l	l	d	d	d	d	d	Rd=memub(Re=#U6)	
ICLASS											Amode		Type		UN	x5					Parse		d5										
1	0	0	1	1	0	1	1	0	0	1	x	x	x	x	x	P	P	0	0	-	-	-	i	i	i	i	d	d	d	d	d	Rd=memub(Rx++#s4:0)	
ICLASS											Amode		Type		UN	t5					Parse		d5										
1	0	0	1	1	1	0	1	0	0	1	t	t	t	t	t	P	P	i	1	l	l	l	l	i	l	l	d	d	d	d	d	Rd=memub(Rt<<#u2+#U6)	
ICLASS											Amode		Type		UN	x5					Parse		u1	d5									
1	0	0	1	1	1	0	1	0	0	1	x	x	x	x	x	P	P	u	0	-	-	-	-	0	-	-	d	d	d	d	d	Rd=memub(Rx++Mu)	
1	0	0	1	1	1	1	1	0	0	1	x	x	x	x	x	P	P	u	0	-	-	-	-	0	-	-	d	d	d	d	d	Rd=memub(Rx++Mu:brev)	

Field name	Description
ICLASS	Instruction Class
Amode	Amode
Type	Type
UN	Unsigned
Type	Type
UN	Unsigned
Parse	Packet/Loop parse bits
d5	Field to encode register d
e5	Field to encode register e
s5	Field to encode register s
t5	Field to encode register t
u1	Field to encode register u
x5	Field to encode register x

Load unsigned byte conditionally

Load an unsigned byte from memory. The byte at the effective address in memory is placed in the least-significant 8 bits of the destination register. The destination register is then zero-extended from 8 bits to 32.

This instruction is conditional based on a predicate value. If the predicate is true, the instruction is performed, otherwise it is treated as a NOP.

Syntax

```
if ([!]Pt[.new]) Rd=memub(#u6)
```

```
if ([!]Pt[.new])
Rd=memub(Rs+#u6:0)
```

```
if ([!]Pt[.new])
Rd=memub(Rx++#s4:0)
```

```
if ([!]Pv[.new])
Rd=memub(Rs+Rt<<#u2)
```

Behavior

```
apply_extension(#u);
EA=#u;
if ([!]Pt[.new][0]) {
    Rd = *EA;
} else {
    NOP;
}
```

```
apply_extension(#u);
EA=Rs+#u;
if ([!]Pt[.new][0]) {
    Rd = *EA;
} else {
    NOP;
}
```

```
EA=Rx;
if ([!]Pt[.new][0]){
    Rx=Rx+#s;
    Rd = *EA;
} else {
    NOP;
}
```

```
EA=Rs+(Rt<<#u);
if ([!]Pv[.new][0]) {
    Rd = *EA;
} else {
    NOP;
}
```

Class: LD (slots 0,1)

Encoding

31	30	29	28	27	26	25	24	23	22	21	20	19	18	17	16	15	14	13	12	11	10	9	8	7	6	5	4	3	2	1	0	
ICLASS											s5					Parse		t5					d5									
0	0	1	1	0	0	0	0	0	0	1	s	s	s	s	s	P	P	i	t	t	t	t	t	i	v	v	d	d	d	d	d	if (Pv) Rd=memub(Rs+Rt<<#u2)
0	0	1	1	0	0	0	1	0	0	1	s	s	s	s	s	P	P	i	t	t	t	t	t	i	v	v	d	d	d	d	d	if (!Pv) Rd=memub(Rs+Rt<<#u2)
0	0	1	1	0	0	1	0	0	0	1	s	s	s	s	s	P	P	i	t	t	t	t	t	i	v	v	d	d	d	d	d	if (Pv.new) Rd=memub(Rs+Rt<<#u2)
0	0	1	1	0	0	1	1	0	0	1	s	s	s	s	s	P	P	i	t	t	t	t	t	i	v	v	d	d	d	d	d	if (!Pv.new) Rd=memub(Rs+Rt<<#u2)
ICLASS				Se ns e	Pr ed Ne w	Type			UN	s5					Parse		t2					d5										

31	30	29	28	27	26	25	24	23	22	21	20	19	18	17	16	15	14	13	12	11	10	9	8	7	6	5	4	3	2	1	0	
0	1	0	0	0	0	0	1	0	0	1	s	s	s	s	s	P	P	0	t	t	i	i	i	i	i	i	d	d	d	d	d	if (Pt) Rd=memub(Rs+#u6:0)
0	1	0	0	0	0	1	1	0	0	1	s	s	s	s	s	P	P	0	t	t	i	i	i	i	i	i	d	d	d	d	d	if (Pt.new) Rd=memub(Rs+#u6:0)
0	1	0	0	0	1	0	1	0	0	1	s	s	s	s	s	P	P	0	t	t	i	i	i	i	i	i	d	d	d	d	d	if (!Pt) Rd=memub(Rs+#u6:0)
0	1	0	0	0	1	1	1	0	0	1	s	s	s	s	s	P	P	0	t	t	i	i	i	i	i	i	d	d	d	d	d	if (!Pt.new) Rd=memub(Rs+#u6:0)
ICLASS			Amode			Type		UN	x5					Parse		t2			d5													
1	0	0	1	1	0	1	1	0	0	1	x	x	x	x	x	P	P	1	0	0	t	t	i	i	i	i	d	d	d	d	d	if (Pt) Rd=memub(Rx++#s4:0)
1	0	0	1	1	0	1	1	0	0	1	x	x	x	x	x	P	P	1	0	1	t	t	i	i	i	i	d	d	d	d	d	if (!Pt) Rd=memub(Rx++#s4:0)
1	0	0	1	1	0	1	1	0	0	1	x	x	x	x	x	P	P	1	1	0	t	t	i	i	i	i	d	d	d	d	d	if (Pt.new) Rd=memub(Rx++#s4:0)
1	0	0	1	1	0	1	1	0	0	1	x	x	x	x	x	P	P	1	1	1	t	t	i	i	i	i	d	d	d	d	d	if (!Pt.new) Rd=memub(Rx++#s4:0)
ICLASS			Amode			Type		UN						Parse		t2			d5													
1	0	0	1	1	1	1	1	0	0	1	i	i	i	i	i	P	P	1	0	0	t	t	i	1	-	-	d	d	d	d	d	if (Pt) Rd=memub(#u6)
1	0	0	1	1	1	1	1	0	0	1	i	i	i	i	i	P	P	1	0	1	t	t	i	1	-	-	d	d	d	d	d	if (!Pt) Rd=memub(#u6)
1	0	0	1	1	1	1	1	0	0	1	i	i	i	i	i	P	P	1	1	0	t	t	i	1	-	-	d	d	d	d	d	if (Pt.new) Rd=memub(#u6)
1	0	0	1	1	1	1	1	0	0	1	i	i	i	i	i	P	P	1	1	1	t	t	i	1	-	-	d	d	d	d	d	if (!Pt.new) Rd=memub(#u6)

Field name	Description
ICLASS	Instruction Class
Amode	Amode
Type	Type
UN	Unsigned
Type	Type
UN	Unsigned
PredNew	PredNew
Sense	Sense
Parse	Packet/Loop parse bits
d5	Field to encode register d
s5	Field to encode register s
t2	Field to encode register t
t5	Field to encode register t
v2	Field to encode register v
x5	Field to encode register x

Load unsigned halfword

Load an unsigned halfword from memory. The 16-bit halfword at the effective address in memory is placed in the least-significant 16 bits of the destination register. The destination register is zero-extended from 16 bits to 32.

Syntax	Behavior
<code>Rd=memuh (Re=#U6)</code>	<code>apply_extension(#U);</code> <code>EA=#U;</code> <code>Rd = *EA;</code> <code>Re=#U;</code>
<code>Rd=memuh (Rs+#s11:1)</code>	<code>apply_extension(#s);</code> <code>EA=Rs+#s;</code> <code>Rd = *EA;</code>
<code>Rd=memuh (Rs+Rt<<#u2)</code>	<code>EA=Rs+(Rt<<#u);</code> <code>Rd = *EA;</code>
<code>Rd=memuh (Rt<<#u2+#U6)</code>	<code>apply_extension(#U);</code> <code>EA=#U+(Rt<<#u);</code> <code>Rd = *EA;</code>
<code>Rd=memuh (Rx++#s4:1)</code>	<code>EA=Rx;</code> <code>Rx=Rx+#s;</code> <code>Rd = *EA;</code>
<code>Rd=memuh (Rx++#s4:1:circ (Mu))</code>	<code>EA=Rx;</code> <code>Rx=Rx=circ_add (Rx, #s, MuV);</code> <code>Rd = *EA;</code>
<code>Rd=memuh (Rx++I:circ (Mu))</code>	<code>EA=Rx;</code> <code>Rx=Rx=circ_add (Rx, I<<1, MuV);</code> <code>Rd = *EA;</code>
<code>Rd=memuh (Rx++Mu)</code>	<code>EA=Rx;</code> <code>Rx=Rx+MuV;</code> <code>Rd = *EA;</code>
<code>Rd=memuh (Rx++Mu:brev)</code>	<code>EA=Rx.h[1] brev (Rx.h[0]);</code> <code>Rx=Rx+MuV;</code> <code>Rd = *EA;</code>
<code>Rd=memuh (gp+#u16:1)</code>	<code>apply_extension(#u);</code> <code>EA=(Constant_extended ? (0) : GP)+#u;</code> <code>Rd = *EA;</code>

Class: LD (slots 0,1)

Intrinsics

<code>Rd=memuh (Rx++#s4:1:circ (Mu))</code>	<code>Word32 Q6_R_memuh_IM_circ (void** StartAddress,</code> <code>Word32 Is4_1, Word32 Mu, void* BaseAddress)</code>
<code>Rd=memuh (Rx++I:circ (Mu))</code>	<code>Word32 Q6_R_memuh_M_circ (void** StartAddress,</code> <code>Word32 Mu, void* BaseAddress)</code>

Encoding

31	30	29	28	27	26	25	24	23	22	21	20	19	18	17	16	15	14	13	12	11	10	9	8	7	6	5	4	3	2	1	0		
ICLASS											s5					Parse		t5					d5										
0	0	1	1	1	0	1	0	0	1	1	s	s	s	s	s	P	P	i	t	t	t	t	t	i	-	-	d	d	d	d	d	Rd=memuh(Rs+Rt<<#u2)	
ICLASS											Type				UN	Parse					d5												
0	1	0	0	1	i	i	1	0	1	1	i	i	i	i	i	P	P	i	i	i	i	i	i	i	i	i	i	d	d	d	d	d	Rd=memuh(gp+#u16:1)
ICLASS											Amode		Type		UN	s5					Parse		d5										
1	0	0	1	0	i	i	1	0	1	1	s	s	s	s	s	P	P	i	i	i	i	i	i	i	i	i	i	d	d	d	d	d	Rd=memuh(Rs+#s11:1)
ICLASS											Amode		Type		UN	x5					Parse		u1	d5									
1	0	0	1	1	0	0	1	0	1	1	x	x	x	x	x	P	P	u	0	-	-	0	i	i	i	i	d	d	d	d	d	Rd=memuh(Rx++#s4:1:circ(Mu))	
1	0	0	1	1	0	0	1	0	1	1	x	x	x	x	x	P	P	u	0	-	-	1	-	0	-	-	d	d	d	d	d	Rd=memuh(Rx++l:circ(Mu))	
ICLASS											Amode		Type		UN	e5					Parse		d5										
1	0	0	1	1	0	1	1	0	1	1	e	e	e	e	e	P	P	0	1	l	l	l	l	-	l	l	d	d	d	d	d	Rd=memuh(Re=#U6)	
ICLASS											Amode		Type		UN	x5					Parse		d5										
1	0	0	1	1	0	1	1	0	1	1	x	x	x	x	x	P	P	0	0	-	-	-	i	i	i	i	d	d	d	d	d	Rd=memuh(Rx++#s4:1)	
ICLASS											Amode		Type		UN	t5					Parse		d5										
1	0	0	1	1	1	0	1	0	1	1	t	t	t	t	t	P	P	i	1	l	l	l	l	i	l	l	d	d	d	d	d	Rd=memuh(Rt<<#u2+#U6)	
ICLASS											Amode		Type		UN	x5					Parse		u1	d5									
1	0	0	1	1	1	0	1	0	1	1	x	x	x	x	x	P	P	u	0	-	-	-	-	0	-	-	d	d	d	d	d	Rd=memuh(Rx++Mu)	
1	0	0	1	1	1	1	1	0	1	1	x	x	x	x	x	P	P	u	0	-	-	-	-	0	-	-	d	d	d	d	d	Rd=memuh(Rx++Mu:brev)	

Field name	Description
ICLASS	Instruction Class
Amode	Amode
Type	Type
UN	Unsigned
Type	Type
UN	Unsigned
Parse	Packet/Loop parse bits
d5	Field to encode register d
e5	Field to encode register e
s5	Field to encode register s
t5	Field to encode register t
u1	Field to encode register u
x5	Field to encode register x

Load unsigned halfword conditionally

Load an unsigned halfword from memory. The 16-bit halfword at the effective address in memory is placed in the least-significant 16 bits of the destination register. The destination register is zero-extended from 16 bits to 32.

This instruction is conditional based on a predicate value. If the predicate is true, the instruction is performed, otherwise it is treated as a NOP.

Syntax

```
if ([!]Pt[.new]) Rd=memuh(#u6)
```

```
if ([!]Pt[.new])
Rd=memuh(Rs+#u6:1)
```

```
if ([!]Pt[.new])
Rd=memuh(Rx++#s4:1)
```

```
if ([!]Pv[.new])
Rd=memuh(Rs+Rt<<#u2)
```

Behavior

```
apply_extension(#u);
EA=#u;
if ([!]Pt[.new][0]) {
    Rd = *EA;
} else {
    NOP;
}
```

```
apply_extension(#u);
EA=Rs+#u;
if ([!]Pt[.new][0]) {
    Rd = *EA;
} else {
    NOP;
}
```

```
EA=Rx;
if ([!]Pt[.new][0]){
    Rx=Rx+#s;
    Rd = *EA;
} else {
    NOP;
}
```

```
EA=Rs+(Rt<<#u);
if ([!]Pv[.new][0]) {
    Rd = *EA;
} else {
    NOP;
}
```

Class: LD (slots 0,1)

Encoding

31	30	29	28	27	26	25	24	23	22	21	20	19	18	17	16	15	14	13	12	11	10	9	8	7	6	5	4	3	2	1	0	
ICLASS											s5					Parse		t5					d5									
0	0	1	1	0	0	0	0	0	1	1	s	s	s	s	s	P	P	i	t	t	t	t	t	i	v	v	d	d	d	d	d	if (Pv) Rd=memuh(Rs+Rt<<#u2)
0	0	1	1	0	0	0	1	0	1	1	s	s	s	s	s	P	P	i	t	t	t	t	t	i	v	v	d	d	d	d	d	if (!Pv) Rd=memuh(Rs+Rt<<#u2)
0	0	1	1	0	0	1	0	0	1	1	s	s	s	s	s	P	P	i	t	t	t	t	t	i	v	v	d	d	d	d	d	if (Pv.new) Rd=memuh(Rs+Rt<<#u2)
0	0	1	1	0	0	1	1	0	1	1	s	s	s	s	s	P	P	i	t	t	t	t	t	i	v	v	d	d	d	d	d	if (!Pv.new) Rd=memuh(Rs+Rt<<#u2)
ICLASS				Se ns e	Pr ed Ne w	Type			UN	s5					Parse		t2					d5										

31	30	29	28	27	26	25	24	23	22	21	20	19	18	17	16	15	14	13	12	11	10	9	8	7	6	5	4	3	2	1	0				
0	1	0	0	0	0	0	1	0	1	1	s	s	s	s	s	P	P	0	t	t	i	i	i	i	i	i	d	d	d	d	d	d	d	d	if (Pt) Rd=memuh(Rs+#u6:1)
0	1	0	0	0	0	1	1	0	1	1	s	s	s	s	s	P	P	0	t	t	i	i	i	i	i	i	d	d	d	d	d	d	d	d	if (Pt.new) Rd=memuh(Rs+#u6:1)
0	1	0	0	0	1	0	1	0	1	1	s	s	s	s	s	P	P	0	t	t	i	i	i	i	i	i	d	d	d	d	d	d	d	d	if (!Pt) Rd=memuh(Rs+#u6:1)
0	1	0	0	0	1	1	1	0	1	1	s	s	s	s	s	P	P	0	t	t	i	i	i	i	i	i	d	d	d	d	d	d	d	d	if (!Pt.new) Rd=memuh(Rs+#u6:1)
ICLASS			Amode			Type		UN	x5					Parse		t2			d5																
1	0	0	1	1	0	1	1	0	1	1	x	x	x	x	x	P	P	1	0	0	t	t	i	i	i	i	d	d	d	d	d	d	d	d	if (Pt) Rd=memuh(Rx++#s4:1)
1	0	0	1	1	0	1	1	0	1	1	x	x	x	x	x	P	P	1	0	1	t	t	i	i	i	i	d	d	d	d	d	d	d	d	if (!Pt) Rd=memuh(Rx++#s4:1)
1	0	0	1	1	0	1	1	0	1	1	x	x	x	x	x	P	P	1	1	0	t	t	i	i	i	i	d	d	d	d	d	d	d	d	if (Pt.new) Rd=memuh(Rx++#s4:1)
1	0	0	1	1	0	1	1	0	1	1	x	x	x	x	x	P	P	1	1	1	t	t	i	i	i	i	d	d	d	d	d	d	d	d	if (!Pt.new) Rd=memuh(Rx++#s4:1)
ICLASS			Amode			Type		UN						Parse		t2			d5																
1	0	0	1	1	1	1	1	0	1	1	i	i	i	i	i	P	P	1	0	0	t	t	i	1	-	-	d	d	d	d	d	d	d	d	if (Pt) Rd=memuh(#u6)
1	0	0	1	1	1	1	1	0	1	1	i	i	i	i	i	P	P	1	0	1	t	t	i	1	-	-	d	d	d	d	d	d	d	d	if (!Pt) Rd=memuh(#u6)
1	0	0	1	1	1	1	1	0	1	1	i	i	i	i	i	P	P	1	1	0	t	t	i	1	-	-	d	d	d	d	d	d	d	d	if (Pt.new) Rd=memuh(#u6)
1	0	0	1	1	1	1	1	0	1	1	i	i	i	i	i	P	P	1	1	1	t	t	i	1	-	-	d	d	d	d	d	d	d	d	if (!Pt.new) Rd=memuh(#u6)

Field name	Description
ICLASS	Instruction Class
Amode	Amode
Type	Type
UN	Unsigned
Type	Type
UN	Unsigned
PredNew	PredNew
Sense	Sense
Parse	Packet/Loop parse bits
d5	Field to encode register d
s5	Field to encode register s
t2	Field to encode register t
t5	Field to encode register t
v2	Field to encode register v
x5	Field to encode register x

Load word

Load a 32-bit word from memory and place in a destination register.

Syntax	Behavior
<code>Rd=memw (Re=#U6)</code>	<code>apply_extension (#U);</code> <code>EA=#U;</code> <code>Rd = *EA;</code> <code>Re=#U;</code>
<code>Rd=memw (Rs+#s11:2)</code>	<code>apply_extension (#s);</code> <code>EA=Rs+#s;</code> <code>Rd = *EA;</code>
<code>Rd=memw (Rs+Rt<<#u2)</code>	<code>EA=Rs+(Rt<<#u);</code> <code>Rd = *EA;</code>
<code>Rd=memw (Rt<<#u2+#U6)</code>	<code>apply_extension (#U);</code> <code>EA=#U+(Rt<<#u);</code> <code>Rd = *EA;</code>
<code>Rd=memw (Rx++#s4:2)</code>	<code>EA=Rx;</code> <code>Rx=Rx+#s;</code> <code>Rd = *EA;</code>
<code>Rd=memw (Rx++#s4:2:circ (Mu))</code>	<code>EA=Rx;</code> <code>Rx=RxCirc_add (Rx, #s, MuV);</code> <code>Rd = *EA;</code>
<code>Rd=memw (Rx++I:circ (Mu))</code>	<code>EA=Rx;</code> <code>Rx=RxCirc_add (Rx, I<<2, MuV);</code> <code>Rd = *EA;</code>
<code>Rd=memw (Rx++Mu)</code>	<code>EA=Rx;</code> <code>Rx=Rx+MuV;</code> <code>Rd = *EA;</code>
<code>Rd=memw (Rx++Mu:brev)</code>	<code>EA=Rx.h[1] brev (Rx.h[0]);</code> <code>Rx=Rx+MuV;</code> <code>Rd = *EA;</code>
<code>Rd=memw (gp+#u16:2)</code>	<code>apply_extension (#u);</code> <code>EA=(Constant_extended ? (0) : GP)+#u;</code> <code>Rd = *EA;</code>

Class: LD (slots 0,1)

Intrinsics

<code>Rd=memw (Rx++#s4:2:circ (Mu))</code>	<code>Word32 Q6_R_memw_IM_circ (void** StartAddress,</code> <code>Word32 Is4_2, Word32 Mu, void* BaseAddress)</code>
<code>Rd=memw (Rx++I:circ (Mu))</code>	<code>Word32 Q6_R_memw_M_circ (void** StartAddress,</code> <code>Word32 Mu, void* BaseAddress)</code>

Encoding

31	30	29	28	27	26	25	24	23	22	21	20	19	18	17	16	15	14	13	12	11	10	9	8	7	6	5	4	3	2	1	0		
ICLASS											s5					Parse		t5					d5										
0	0	1	1	1	0	1	0	1	0	0	s	s	s	s	s	P	P	i	t	t	t	t	t	i	-	-	d	d	d	d	d	Rd=memw(Rs+Rt<<#u2)	
ICLASS											Type	UN						Parse							d5								
0	1	0	0	1	i	i	1	1	0	0	i	i	i	i	i	P	P	i	i	i	i	i	i	i	i	i	i	d	d	d	d	d	Rd=memw(gp+#u16:2)
ICLASS				Amode		Type		UN	s5					Parse							d5												
1	0	0	1	0	i	i	1	1	0	0	s	s	s	s	s	P	P	i	i	i	i	i	i	i	i	i	d	d	d	d	d	Rd=memw(Rs+#s11:2)	
ICLASS				Amode		Type		UN	x5					Parse		u1						d5											
1	0	0	1	1	0	0	1	1	0	0	x	x	x	x	x	P	P	u	0	-	-	0	i	i	i	i	d	d	d	d	d	Rd=memw(Rx++#s4:2:circ(Mu))	
1	0	0	1	1	0	0	1	1	0	0	x	x	x	x	x	P	P	u	0	-	-	1	-	0	-	-	d	d	d	d	d	Rd=memw(Rx++l:circ(Mu))	
ICLASS				Amode		Type		UN	e5					Parse							d5												
1	0	0	1	1	0	1	1	1	0	0	e	e	e	e	e	P	P	0	1	l	l	l	l	l	-	l	l	d	d	d	d	d	Rd=memw(Re+#U6)
ICLASS				Amode		Type		UN	x5					Parse							d5												
1	0	0	1	1	0	1	1	1	0	0	x	x	x	x	x	P	P	0	0	-	-	-	i	i	i	i	d	d	d	d	d	Rd=memw(Rx++#s4:2)	
ICLASS				Amode		Type		UN	t5					Parse							d5												
1	0	0	1	1	1	0	1	1	0	0	t	t	t	t	t	P	P	i	1	l	l	l	l	l	i	l	l	d	d	d	d	d	Rd=memw(Rt<<#u2+#U6)
ICLASS				Amode		Type		UN	x5					Parse		u1						d5											
1	0	0	1	1	1	0	1	1	0	0	x	x	x	x	x	P	P	u	0	-	-	-	-	0	-	-	d	d	d	d	d	Rd=memw(Rx++Mu)	
1	0	0	1	1	1	1	1	1	0	0	x	x	x	x	x	P	P	u	0	-	-	-	-	0	-	-	d	d	d	d	d	Rd=memw(Rx++Mu:brev)	

Field name	Description
ICLASS	Instruction Class
Amode	Amode
Type	Type
UN	Unsigned
Type	Type
UN	Unsigned
Parse	Packet/Loop parse bits
d5	Field to encode register d
e5	Field to encode register e
s5	Field to encode register s
t5	Field to encode register t
u1	Field to encode register u
x5	Field to encode register x

Load word conditionally

Load a 32-bit word from memory and place in a destination register.

This instruction is conditional based on a predicate value. If the predicate is true, the instruction is performed, otherwise it is treated as a NOP.

Syntax

```
if ([!]Pt[.new]) Rd=memw(#u6)
```

```
if ([!]Pt[.new])
Rd=memw(Rs+#u6:2)
```

```
if ([!]Pt[.new])
Rd=memw(Rx++#s4:2)
```

```
if ([!]Pv[.new])
Rd=memw(Rs+Rt<<#u2)
```

Behavior

```
apply_extension(#u);
EA=#u;
if ([!]Pt[.new][0]) {
    Rd = *EA;
} else {
    NOP;
}
```

```
apply_extension(#u);
EA=Rs+#u;
if ([!]Pt[.new][0]) {
    Rd = *EA;
} else {
    NOP;
}
```

```
EA=Rx;
if ([!]Pt[.new][0]){
    Rx=Rx+#s;
    Rd = *EA;
} else {
    NOP;
}
```

```
EA=Rs+(Rt<<#u);
if ([!]Pv[.new][0]) {
    Rd = *EA;
} else {
    NOP;
}
```

Class: LD (slots 0,1)

Encoding

31	30	29	28	27	26	25	24	23	22	21	20	19	18	17	16	15	14	13	12	11	10	9	8	7	6	5	4	3	2	1	0		
ICLASS											s5					Parse		t5					d5										
0	0	1	1	0	0	0	0	1	0	0	s	s	s	s	s	P	P	i	t	t	t	t	t	i	v	v	d	d	d	d	d	if (Pv) Rd=memw(Rs+Rt<<#u2)	
0	0	1	1	0	0	0	1	1	0	0	s	s	s	s	s	P	P	i	t	t	t	t	t	i	v	v	d	d	d	d	d	if (!Pv) Rd=memw(Rs+Rt<<#u2)	
0	0	1	1	0	0	1	0	1	0	0	s	s	s	s	s	P	P	i	t	t	t	t	t	i	v	v	d	d	d	d	d	if (Pv.new) Rd=memw(Rs+Rt<<#u2)	
0	0	1	1	0	0	1	1	1	0	0	s	s	s	s	s	P	P	i	t	t	t	t	t	i	v	v	d	d	d	d	d	if (!Pv.new) Rd=memw(Rs+Rt<<#u2)	
ICLASS				Se ns e	Pr ed Ne w	Type			UN	s5					Parse		t2					d5											
0	1	0	0	0	0	0	1	1	0	0	s	s	s	s	s	P	P	0	t	t	i	i	i	i	i	i	i	d	d	d	d	d	if (Pt) Rd=memw(Rs+#u6:2)

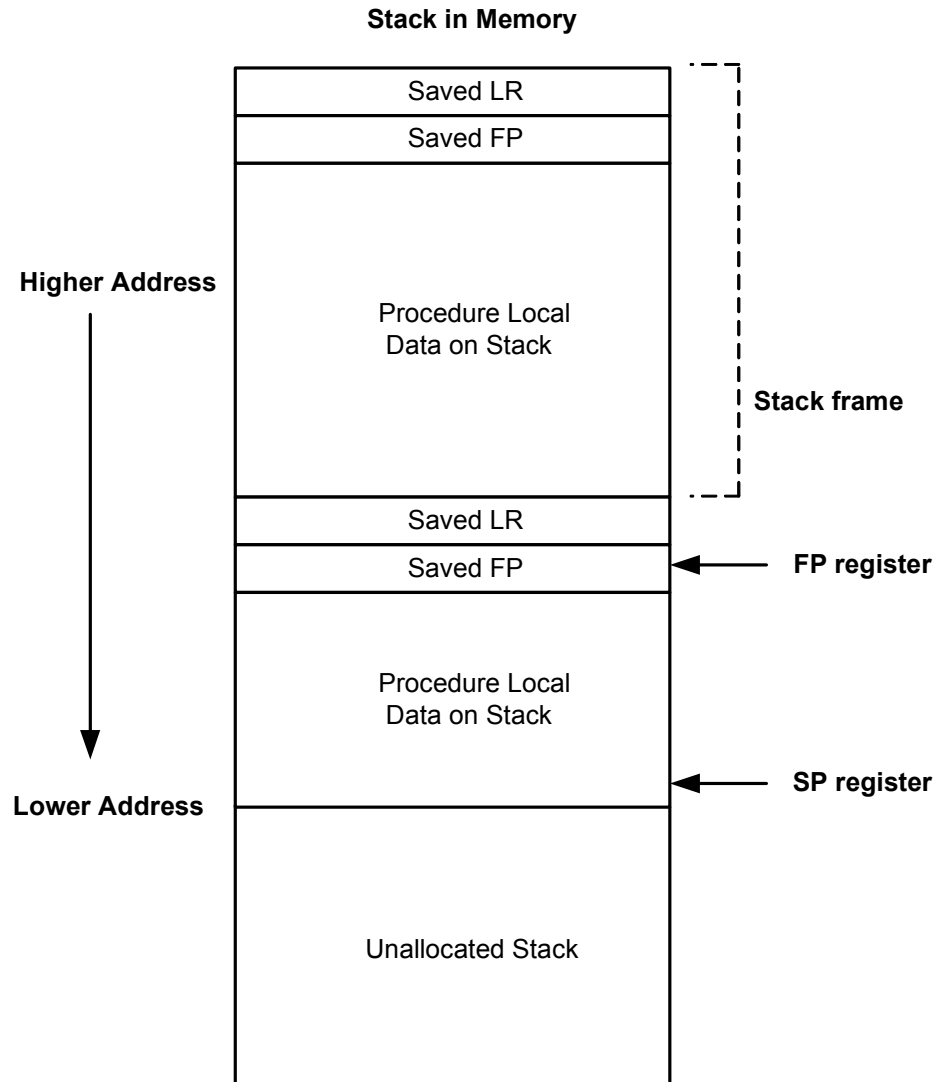
31	30	29	28	27	26	25	24	23	22	21	20	19	18	17	16	15	14	13	12	11	10	9	8	7	6	5	4	3	2	1	0		
0	1	0	0	0	0	1	1	1	0	0	s	s	s	s	s	P	P	0	t	t	i	i	i	i	i	i	d	d	d	d	d		if (Pt.new) Rd=memw(Rs+#u6:2)
0	1	0	0	0	1	0	1	1	0	0	s	s	s	s	s	P	P	0	t	t	i	i	i	i	i	i	d	d	d	d	d		if (!Pt) Rd=memw(Rs+#u6:2)
0	1	0	0	0	1	1	1	1	0	0	s	s	s	s	s	P	P	0	t	t	i	i	i	i	i	i	d	d	d	d	d		if (!Pt.new) Rd=memw(Rs+#u6:2)
ICLASS			Amode			Type		UN	x5					Parse		t2			d5														
1	0	0	1	1	0	1	1	1	0	0	x	x	x	x	x	P	P	1	0	0	t	t	i	i	i	i	d	d	d	d	d		if (Pt) Rd=memw(Rx++#s4:2)
1	0	0	1	1	0	1	1	1	0	0	x	x	x	x	x	P	P	1	0	1	t	t	i	i	i	i	d	d	d	d	d		if (!Pt) Rd=memw(Rx++#s4:2)
1	0	0	1	1	0	1	1	1	0	0	x	x	x	x	x	P	P	1	1	0	t	t	i	i	i	i	d	d	d	d	d		if (Pt.new) Rd=memw(Rx++#s4:2)
1	0	0	1	1	0	1	1	1	0	0	x	x	x	x	x	P	P	1	1	1	t	t	i	i	i	i	d	d	d	d	d		if (!Pt.new) Rd=memw(Rx++#s4:2)
ICLASS			Amode			Type		UN						Parse		t2			d5														
1	0	0	1	1	1	1	1	1	0	0	i	i	i	i	i	P	P	1	0	0	t	t	i	1	-	-	d	d	d	d	d		if (Pt) Rd=memw(#u6)
1	0	0	1	1	1	1	1	1	0	0	i	i	i	i	i	P	P	1	0	1	t	t	i	1	-	-	d	d	d	d	d		if (!Pt) Rd=memw(#u6)
1	0	0	1	1	1	1	1	1	0	0	i	i	i	i	i	P	P	1	1	0	t	t	i	1	-	-	d	d	d	d	d		if (Pt.new) Rd=memw(#u6)
1	0	0	1	1	1	1	1	1	0	0	i	i	i	i	i	P	P	1	1	1	t	t	i	1	-	-	d	d	d	d	d		if (!Pt.new) Rd=memw(#u6)

Field name	Description
ICLASS	Instruction Class
Amode	Amode
Type	Type
UN	Unsigned
Type	Type
UN	Unsigned
PredNew	PredNew
Sense	Sense
Parse	Packet/Loop parse bits
d5	Field to encode register d
s5	Field to encode register s
t2	Field to encode register t
t5	Field to encode register t
v2	Field to encode register v
x5	Field to encode register x

Deallocate stack frame

Deallocate a stack frame from the call stack. The instruction first loads the saved FP and saved LR values from the address at FP. It then points SP back to the previous frame.

The stack layout is seen in the following figure.



Syntax

```
Rdd=deallocframe(Rs):raw
```

```
deallocframe
```

Behavior

```
EA=Rs;
tmp = *EA;
Rdd = frame_unscramble(tmp);
SP=EA+8;
```

```
Assembler mapped to:
"r31:30=deallocframe(r30):raw"
```

Class: LD (slots 0,1)**Encoding**

31	30	29	28	27	26	25	24	23	22	21	20	19	18	17	16	15	14	13	12	11	10	9	8	7	6	5	4	3	2	1	0		
ICLASS				Amode			Type			U N	s5					Parse										d5							
1	0	0	1	0	0	0	0	0	0	0	s	s	s	s	s	P	P	0	-	-	-	-	-	-	-	-	-	d	d	d	d	d	Rdd=deallocframe(Rs):raw

Field name	Description
ICLASS	Instruction Class
Amode	Amode
Type	Type
UN	Unsigned
Parse	Packet/Loop parse bits
d5	Field to encode register d
s5	Field to encode register s

Deallocate frame and return

Return from a function with a stack frame. This instruction is equivalent to deallocframe followed by jumpr R31.

Syntax	Behavior
Rdd=dealloc_return(Rs):raw	EA=Rs; tmp = *EA; Rdd = frame_unscramble(tmp); SP=EA+8; PC=Rdd.w[1];
dealloc_return	Assembler mapped to: "r31:30=dealloc_return(r30):raw"
if ([!]Pv) Rdd=dealloc_return(Rs):raw	; EA=Rs; if ([!]Pv[0]) { tmp = *EA; Rdd = frame_unscramble(tmp); SP=EA+8; PC=Rdd.w[1]; } else { NOP; }
if ([!]Pv) dealloc_return	Assembler mapped to: "if ([!]Pv") r31:30=dealloc_return(r30)":raw"
if ([!]Pv.new) Rdd=dealloc_return(Rs):nt:raw	; EA=Rs; if ([!]Pv.new[0]) { tmp = *EA; Rdd = frame_unscramble(tmp); SP=EA+8; PC=Rdd.w[1]; } else { NOP; }
if ([!]Pv.new) Rdd=dealloc_return(Rs):t:raw	; EA=Rs; if ([!]Pv.new[0]) { tmp = *EA; Rdd = frame_unscramble(tmp); SP=EA+8; PC=Rdd.w[1]; } else { NOP; }
if ([!]Pv.new) dealloc_return:nt	Assembler mapped to: "if ([!]Pv".new") r31:30=dealloc_return(r30)":nt":raw"
if ([!]Pv.new) dealloc_return:t	Assembler mapped to: "if ([!]Pv".new") r31:30=dealloc_return(r30)":t":raw"

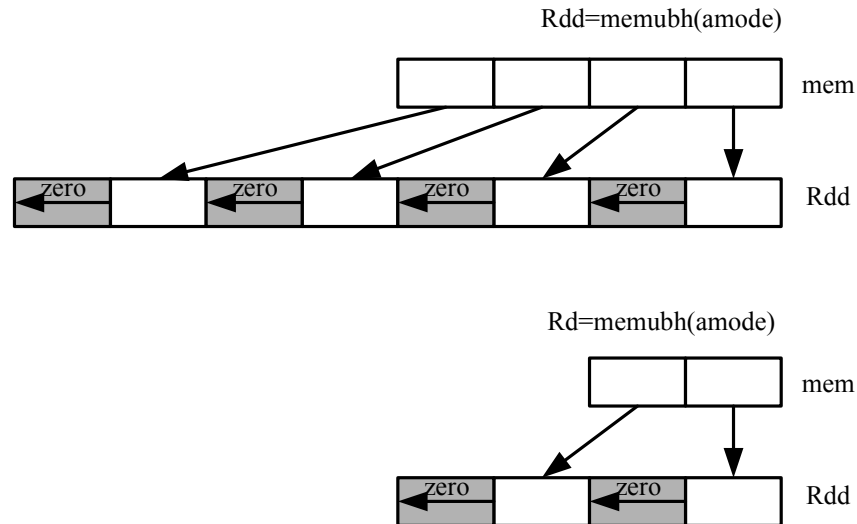
Class: LD (slots 0)**Encoding**

31	30	29	28	27	26	25	24	23	22	21	20	19	18	17	16	15	14	13	12	11	10	9	8	7	6	5	4	3	2	1	0	
ICLASS				Amode			Type			UN	s5					Parse				d5												
1	0	0	1	0	1	1	0	0	0	0	s	s	s	s	s	P	P	0	0	0	0	-	-	-	-	-	d	d	d	d	d	Rdd=dealloc_return(Rs):raw
1	0	0	1	0	1	1	0	0	0	0	s	s	s	s	s	P	P	0	0	1	0	v	v	-	-	-	d	d	d	d	d	if (Pv.new) Rdd=dealloc_return(Rs):nt:raw
1	0	0	1	0	1	1	0	0	0	0	s	s	s	s	s	P	P	0	1	0	0	v	v	-	-	-	d	d	d	d	d	if (Pv) Rdd=dealloc_return(Rs):raw
1	0	0	1	0	1	1	0	0	0	0	s	s	s	s	s	P	P	0	1	1	0	v	v	-	-	-	d	d	d	d	d	if (Pv.new) Rdd=dealloc_return(Rs):traw
1	0	0	1	0	1	1	0	0	0	0	s	s	s	s	s	P	P	1	0	1	0	v	v	-	-	-	d	d	d	d	d	if (!Pv.new) Rdd=dealloc_return(Rs):nt:raw
1	0	0	1	0	1	1	0	0	0	0	s	s	s	s	s	P	P	1	1	0	0	v	v	-	-	-	d	d	d	d	d	if (!Pv) Rdd=dealloc_return(Rs):raw
1	0	0	1	0	1	1	0	0	0	0	s	s	s	s	s	P	P	1	1	1	0	v	v	-	-	-	d	d	d	d	d	if (!Pv.new) Rdd=dealloc_return(Rs):traw

Field name	Description
ICLASS	Instruction Class
Amode	Amode
Type	Type
UN	Unsigned
Parse	Packet/Loop parse bits
d5	Field to encode register d
s5	Field to encode register s
v2	Field to encode register v

Load and unpack bytes to halfwords

Load contiguous bytes from memory and vector unpack them into halfwords.



Syntax

`Rd=membh (Re=#U6)`

Behavior

```
apply_extension(#U);
EA=#U;
{
    tmpV = *EA;
    for (i=0;i<2;i++) {
        Rd.h[i]=tmpV.b[i];
    }
}
;
Re=#U;
```

`Rd=membh (Rs)`

Assembler mapped to: "`Rd=membh`" "`(Rs+#0)`"

`Rd=membh (Rs+#s11:1)`

```
apply_extension(#s);
EA=Rs+#s;
{
    tmpV = *EA;
    for (i=0;i<2;i++) {
        Rd.h[i]=tmpV.b[i];
    }
}
;
```

`Rd=membh (Rt<<#u2+#U6)`

```
apply_extension(#U);
EA=#U+(Rt<<#u);
{
    tmpV = *EA;
    for (i=0;i<2;i++) {
        Rd.h[i]=tmpV.b[i];
    }
}
;
```

Syntax	Behavior
<code>Rd=membh (Rx++#s4:1)</code>	<pre>EA=Rx; Rx=Rx+#s; { tmpV = *EA; for (i=0;i<2;i++) { Rd.h[i]=tmpV.b[i]; } } ;</pre>
<code>Rd=membh (Rx++#s4:1:circ (Mu))</code>	<pre>EA=Rx; Rx=Rx=circ_add (Rx,#s,MuV); { tmpV = *EA; for (i=0;i<2;i++) { Rd.h[i]=tmpV.b[i]; } } ;</pre>
<code>Rd=membh (Rx++I:circ (Mu))</code>	<pre>EA=Rx; Rx=Rx=circ_add (Rx,I<<1,MuV); { tmpV = *EA; for (i=0;i<2;i++) { Rd.h[i]=tmpV.b[i]; } } ;</pre>
<code>Rd=membh (Rx++Mu)</code>	<pre>EA=Rx; Rx=Rx+MuV; { tmpV = *EA; for (i=0;i<2;i++) { Rd.h[i]=tmpV.b[i]; } } ;</pre>
<code>Rd=membh (Rx++Mu:brev)</code>	<pre>EA=Rx.h[1] brev (Rx.h[0]); Rx=Rx+MuV; { tmpV = *EA; for (i=0;i<2;i++) { Rd.h[i]=tmpV.b[i]; } } ;</pre>
<code>Rd=memubh (Re=#U6)</code>	<pre>apply_extension (#U); EA=#U; { tmpV = *EA; for (i=0;i<2;i++) { Rd.h[i]=tmpV.ub[i]; } } ; Re=#U;</pre>

Syntax	Behavior
<code>Rd=memubh (Rs+#s11:1)</code>	<pre> apply_extension(#s); EA=Rs+#s; { tmpV = *EA; for (i=0;i<2;i++) { Rd.h[i]=tmpV.ub[i]; } } ; </pre>
<code>Rd=memubh (Rt<<#u2+#U6)</code>	<pre> apply_extension(#U); EA=#U+(Rt<<#u); { tmpV = *EA; for (i=0;i<2;i++) { Rd.h[i]=tmpV.ub[i]; } } ; </pre>
<code>Rd=memubh (Rx++#s4:1)</code>	<pre> EA=Rx; Rx=Rx+#s; { tmpV = *EA; for (i=0;i<2;i++) { Rd.h[i]=tmpV.ub[i]; } } ; </pre>
<code>Rd=memubh (Rx++#s4:1:circ (Mu))</code>	<pre> EA=Rx; Rx=Rx=circ_add (Rx,#s,MuV); { tmpV = *EA; for (i=0;i<2;i++) { Rd.h[i]=tmpV.ub[i]; } } ; </pre>
<code>Rd=memubh (Rx++I:circ (Mu))</code>	<pre> EA=Rx; Rx=Rx=circ_add (Rx,I<<1,MuV); { tmpV = *EA; for (i=0;i<2;i++) { Rd.h[i]=tmpV.ub[i]; } } ; </pre>
<code>Rd=memubh (Rx++Mu)</code>	<pre> EA=Rx; Rx=Rx+MuV; { tmpV = *EA; for (i=0;i<2;i++) { Rd.h[i]=tmpV.ub[i]; } } ; </pre>

Syntax	Behavior
<code>Rd=memubh (Rx++Mu:brev)</code>	<pre>EA=Rx.h[1] brev (Rx.h[0]); Rx=Rx+MuV; { tmpV = *EA; for (i=0;i<2;i++) { Rd.h[i]=tmpV.ub[i]; } } ;</pre>
<code>Rdd=membh (Re=#U6)</code>	<pre>apply_extension(#U); EA=#U; { tmpV = *EA; for (i=0;i<4;i++) { Rdd.h[i]=tmpV.b[i]; } } ; Re=#U;</pre>
<code>Rdd=membh (Rs)</code>	Assembler mapped to: "Rdd=membh" (Rs+#0) "
<code>Rdd=membh (Rs+#s11:2)</code>	<pre>apply_extension(#s); EA=Rs+#s; { tmpV = *EA; for (i=0;i<4;i++) { Rdd.h[i]=tmpV.b[i]; } } ;</pre>
<code>Rdd=membh (Rt<<#u2+#U6)</code>	<pre>apply_extension(#U); EA=#U+(Rt<<#u); { tmpV = *EA; for (i=0;i<4;i++) { Rdd.h[i]=tmpV.b[i]; } } ;</pre>
<code>Rdd=membh (Rx++#s4:2)</code>	<pre>EA=Rx; Rx=Rx+#s; { tmpV = *EA; for (i=0;i<4;i++) { Rdd.h[i]=tmpV.b[i]; } } ;</pre>
<code>Rdd=membh (Rx++#s4:2:circ (Mu))</code>	<pre>EA=Rx; Rx=Rx=circ_add (Rx, #s, MuV); { tmpV = *EA; for (i=0;i<4;i++) { Rdd.h[i]=tmpV.b[i]; } } ;</pre>

Syntax	Behavior
<code>Rdd=membh (Rx++I:circ (Mu))</code>	<pre>EA=Rx; Rx=Rx+circ_add (Rx, I<<2, MuV); { tmpV = *EA; for (i=0; i<4; i++) { Rdd.h[i]=tmpV.b[i]; } } ;</pre>
<code>Rdd=membh (Rx++Mu)</code>	<pre>EA=Rx; Rx=Rx+MuV; { tmpV = *EA; for (i=0; i<4; i++) { Rdd.h[i]=tmpV.b[i]; } } ;</pre>
<code>Rdd=membh (Rx++Mu:brev)</code>	<pre>EA=Rx.h[1] brev (Rx.h[0]); Rx=Rx+MuV; { tmpV = *EA; for (i=0; i<4; i++) { Rdd.h[i]=tmpV.b[i]; } } ;</pre>
<code>Rdd=memubh (Re=#U6)</code>	<pre>apply_extension (#U); EA=#U; { tmpV = *EA; for (i=0; i<4; i++) { Rdd.h[i]=tmpV.ub[i]; } } ; Re=#U;</pre>
<code>Rdd=memubh (Rs+#s11:2)</code>	<pre>apply_extension (#s); EA=Rs+#s; { tmpV = *EA; for (i=0; i<4; i++) { Rdd.h[i]=tmpV.ub[i]; } } ;</pre>
<code>Rdd=memubh (Rt<<#u2+#U6)</code>	<pre>apply_extension (#U); EA=#U+(Rt<<#u); { tmpV = *EA; for (i=0; i<4; i++) { Rdd.h[i]=tmpV.ub[i]; } } ;</pre>

Syntax	Behavior
<code>Rdd=memubh (Rx++#s4:2)</code>	<pre>EA=Rx; Rx=Rx+#s; { tmpV = *EA; for (i=0;i<4;i++) { Rdd.h[i]=tmpV.ub[i]; } } ;</pre>
<code>Rdd=memubh (Rx++#s4:2:circ (Mu))</code>	<pre>EA=Rx; Rx=Rx=circ_add (Rx,#s,MuV) ; { tmpV = *EA; for (i=0;i<4;i++) { Rdd.h[i]=tmpV.ub[i]; } } ;</pre>
<code>Rdd=memubh (Rx++I:circ (Mu))</code>	<pre>EA=Rx; Rx=Rx=circ_add (Rx,I<<2,MuV) ; { tmpV = *EA; for (i=0;i<4;i++) { Rdd.h[i]=tmpV.ub[i]; } } ;</pre>
<code>Rdd=memubh (Rx++Mu)</code>	<pre>EA=Rx; Rx=Rx+MuV; { tmpV = *EA; for (i=0;i<4;i++) { Rdd.h[i]=tmpV.ub[i]; } } ;</pre>
<code>Rdd=memubh (Rx++Mu:brev)</code>	<pre>EA=Rx.h[1] brev (Rx.h[0]) ; Rx=Rx+MuV; { tmpV = *EA; for (i=0;i<4;i++) { Rdd.h[i]=tmpV.ub[i]; } } ;</pre>

Class: LD (slots 0,1)

Encoding

31	30	29	28	27	26	25	24	23	22	21	20	19	18	17	16	15	14	13	12	11	10	9	8	7	6	5	4	3	2	1	0	
ICLASS			Amode			Type			UN	s5					Parse					d5												
1	0	0	1	0	i	i	0	0	0	1	s	s	s	s	s	P	P	i	i	i	i	i	i	i	i	i	d	d	d	d	d	Rd=membh(Rs+#s11:1)
1	0	0	1	0	i	i	0	0	1	1	s	s	s	s	s	P	P	i	i	i	i	i	i	i	i	i	d	d	d	d	d	Rd=memubh(Rs+#s11:1)
1	0	0	1	0	i	i	0	1	0	1	s	s	s	s	s	P	P	i	i	i	i	i	i	i	i	i	d	d	d	d	d	Rdd=memubh(Rs+#s11:2)
1	0	0	1	0	i	i	0	1	1	1	s	s	s	s	s	P	P	i	i	i	i	i	i	i	i	i	d	d	d	d	d	Rdd=membh(Rs+#s11:2)
ICLASS			Amode			Type			UN	x5					Parse	u1						d5										
1	0	0	1	1	0	0	0	0	0	1	x	x	x	x	x	P	P	u	0	-	-	0	i	i	i	i	d	d	d	d	d	Rd=membh(Rx+++s4:1:circ(Mu))
1	0	0	1	1	0	0	0	0	0	1	x	x	x	x	x	P	P	u	0	-	-	1	-	0	-	-	d	d	d	d	d	Rd=membh(Rx++l:circ(Mu))
1	0	0	1	1	0	0	0	0	1	1	x	x	x	x	x	P	P	u	0	-	-	0	i	i	i	i	d	d	d	d	d	Rd=memubh(Rx+++s4:1:circ(Mu))
1	0	0	1	1	0	0	0	0	1	1	x	x	x	x	x	P	P	u	0	-	-	1	-	0	-	-	d	d	d	d	d	Rd=memubh(Rx++l:circ(Mu))
1	0	0	1	1	0	0	0	1	0	1	x	x	x	x	x	P	P	u	0	-	-	0	i	i	i	i	d	d	d	d	d	Rdd=memubh(Rx+++s4:2:circ(Mu))
1	0	0	1	1	0	0	0	1	0	1	x	x	x	x	x	P	P	u	0	-	-	1	-	0	-	-	d	d	d	d	d	Rdd=memubh(Rx++l:circ(Mu))
1	0	0	1	1	0	0	0	1	1	1	x	x	x	x	x	P	P	u	0	-	-	0	i	i	i	i	d	d	d	d	d	Rdd=membh(Rx+++s4:2:circ(Mu))
1	0	0	1	1	0	0	0	1	1	1	x	x	x	x	x	P	P	u	0	-	-	1	-	0	-	-	d	d	d	d	d	Rdd=membh(Rx++l:circ(Mu))
ICLASS			Amode			Type			UN	e5					Parse					d5												
1	0	0	1	1	0	1	0	0	0	1	e	e	e	e	e	P	P	0	1	l	l	l	l	-	l	l	d	d	d	d	d	Rd=membh(Re#U6)
ICLASS			Amode			Type			UN	x5					Parse					d5												
1	0	0	1	1	0	1	0	0	0	1	x	x	x	x	x	P	P	0	0	-	-	-	i	i	i	i	d	d	d	d	d	Rd=membh(Rx+++s4:1)
ICLASS			Amode			Type			UN	e5					Parse					d5												
1	0	0	1	1	0	1	0	0	1	1	e	e	e	e	e	P	P	0	1	l	l	l	l	-	l	l	d	d	d	d	d	Rd=memubh(Re#U6)
ICLASS			Amode			Type			UN	x5					Parse					d5												
1	0	0	1	1	0	1	0	0	1	1	x	x	x	x	x	P	P	0	0	-	-	-	i	i	i	i	d	d	d	d	d	Rd=memubh(Rx+++s4:1)
ICLASS			Amode			Type			UN	e5					Parse					d5												
1	0	0	1	1	0	1	0	1	0	1	e	e	e	e	e	P	P	0	1	l	l	l	l	-	l	l	d	d	d	d	d	Rdd=memubh(Re#U6)
ICLASS			Amode			Type			UN	x5					Parse					d5												
1	0	0	1	1	0	1	0	1	1	1	x	x	x	x	x	P	P	0	0	-	-	-	i	i	i	i	d	d	d	d	d	Rdd=membh(Rx+++s4:2)
ICLASS			Amode			Type			UN	e5					Parse					d5												
1	0	0	1	1	0	1	0	1	1	1	e	e	e	e	e	P	P	0	1	l	l	l	l	-	l	l	d	d	d	d	d	Rdd=membh(Re#U6)
ICLASS			Amode			Type			UN	x5					Parse					d5												
1	0	0	1	1	0	1	0	1	1	1	x	x	x	x	x	P	P	0	0	-	-	-	i	i	i	i	d	d	d	d	d	Rdd=membh(Rx+++s4:2)
ICLASS			Amode			Type			UN	t5					Parse					d5												
1	0	0	1	1	1	0	0	0	0	1	t	t	t	t	t	P	P	i	1	l	l	l	l	i	l	l	d	d	d	d	d	Rd=membh(Rt<<#u2+#U6)
ICLASS			Amode			Type			UN	x5					Parse	u1						d5										

31	30	29	28	27	26	25	24	23	22	21	20	19	18	17	16	15	14	13	12	11	10	9	8	7	6	5	4	3	2	1	0	
1	0	0	1	1	1	0	0	0	0	1	x	x	x	x	x	P	P	u	0	-	-	-	-	0	-	-	d	d	d	d	d	Rd=membh(Rx++Mu)
ICLASS			Amode			Type	UN	t5					Parse					d5														
1	0	0	1	1	1	0	0	0	1	1	t	t	t	t	t	P	P	i	1	l	l	l	l	i	l	l	d	d	d	d	d	Rd=memubh(Rt<<#u2+#U6)
ICLASS			Amode			Type	UN	x5					Parse					u1	d5													
1	0	0	1	1	1	0	0	0	1	1	x	x	x	x	x	P	P	u	0	-	-	-	-	0	-	-	d	d	d	d	d	Rd=memubh(Rx++Mu)
ICLASS			Amode			Type	UN	t5					Parse					d5														
1	0	0	1	1	1	0	0	1	0	1	t	t	t	t	t	P	P	i	1	l	l	l	l	i	l	l	d	d	d	d	d	Rdd=memubh(Rt<<#u2+#U6)
ICLASS			Amode			Type	UN	x5					Parse					u1	d5													
1	0	0	1	1	1	0	0	1	0	1	x	x	x	x	x	P	P	u	0	-	-	-	-	0	-	-	d	d	d	d	d	Rdd=memubh(Rx++Mu)
ICLASS			Amode			Type	UN	t5					Parse					d5														
1	0	0	1	1	1	0	0	1	1	1	t	t	t	t	t	P	P	i	1	l	l	l	l	i	l	l	d	d	d	d	d	Rdd=membh(Rt<<#u2+#U6)
ICLASS			Amode			Type	UN	x5					Parse					u1	d5													
1	0	0	1	1	1	0	0	1	1	1	x	x	x	x	x	P	P	u	0	-	-	-	-	0	-	-	d	d	d	d	d	Rdd=membh(Rx++Mu)
1	0	0	1	1	1	1	0	0	0	1	x	x	x	x	x	P	P	u	0	-	-	-	-	0	-	-	d	d	d	d	d	Rd=membh(Rx++Mu:brev)
1	0	0	1	1	1	1	0	0	1	1	x	x	x	x	x	P	P	u	0	-	-	-	-	0	-	-	d	d	d	d	d	Rd=memubh(Rx++Mu:brev)
1	0	0	1	1	1	1	0	1	0	1	x	x	x	x	x	P	P	u	0	-	-	-	-	0	-	-	d	d	d	d	d	Rdd=memubh(Rx++Mu:brev)
1	0	0	1	1	1	1	0	1	1	1	x	x	x	x	x	P	P	u	0	-	-	-	-	0	-	-	d	d	d	d	d	Rdd=membh(Rx++Mu:brev)

Field name	Description
ICLASS	Instruction Class
Amode	Amode
Type	Type
UN	Unsigned
Parse	Packet/Loop parse bits
d5	Field to encode register d
e5	Field to encode register e
s5	Field to encode register s
t5	Field to encode register t
u1	Field to encode register u
x5	Field to encode register x

11.6 MEMOP

The MEMOP instruction class includes simple operations on values in memory.

MEMOP instructions are executable on slot 0.

Operation on memory byte

Perform ALU or bit operation on the memory byte at the effective address.

Syntax	Behavior
<code>memb(Rs+#u6:0)=clrbit(#U5)</code>	<code>apply_extension(#u);</code> <code>EA=Rs+#u;</code> <code>tmp = *EA;</code> <code>tmp &= (~ (1<<#U));</code> <code>*EA = tmp;</code>
<code>memb(Rs+#u6:0)=setbit(#U5)</code>	<code>apply_extension(#u);</code> <code>EA=Rs+#u;</code> <code>tmp = *EA;</code> <code>tmp = (1<<#U);</code> <code>*EA = tmp;</code>
<code>memb(Rs+#u6:0)[+-]=#U5</code>	<code>apply_extension(#u);</code> <code>EA=Rs[+-]#u;</code> <code>tmp = *EA;</code> <code>tmp [+-] = #U;</code> <code>*EA = tmp;</code>
<code>memb(Rs+#u6:0)[+&]=Rt</code>	<code>apply_extension(#u);</code> <code>EA=Rs+#u;</code> <code>tmp = *EA;</code> <code>tmp [+&] = Rt;</code> <code>*EA = tmp;</code>

Class: MEMOP (slots 0)

Encoding

31	30	29	28	27	26	25	24	23	22	21	20	19	18	17	16	15	14	13	12	11	10	9	8	7	6	5	4	3	2	1	0	
ICLASS												s5				Parse				t5												
0	0	1	1	1	1	1	0	-	0	0	s	s	s	s	s	P	P	0	i	i	i	i	i	i	0	0	t	t	t	t	t	memb(Rs+#u6:0)+=Rt
0	0	1	1	1	1	1	0	-	0	0	s	s	s	s	s	P	P	0	i	i	i	i	i	i	0	1	t	t	t	t	t	memb(Rs+#u6:0)-=Rt
0	0	1	1	1	1	1	0	-	0	0	s	s	s	s	s	P	P	0	i	i	i	i	i	i	1	0	t	t	t	t	t	memb(Rs+#u6:0)&=Rt
0	0	1	1	1	1	1	0	-	0	0	s	s	s	s	s	P	P	0	i	i	i	i	i	i	1	1	t	t	t	t	t	memb(Rs+#u6:0) =Rt
ICLASS												s5				Parse																
0	0	1	1	1	1	1	1	-	0	0	s	s	s	s	s	P	P	0	i	i	i	i	i	i	0	0	l	l	l	l	l	memb(Rs+#u6:0)+=#U5
0	0	1	1	1	1	1	1	-	0	0	s	s	s	s	s	P	P	0	i	i	i	i	i	i	0	1	l	l	l	l	l	memb(Rs+#u6:0)-=#U5
0	0	1	1	1	1	1	1	-	0	0	s	s	s	s	s	P	P	0	i	i	i	i	i	i	1	0	l	l	l	l	l	memb(Rs+#u6:0)=clrbit(#U5)
0	0	1	1	1	1	1	1	-	0	0	s	s	s	s	s	P	P	0	i	i	i	i	i	i	1	1	l	l	l	l	l	memb(Rs+#u6:0)=setbit(#U5)

Field name	Description
ICLASS	Instruction Class
Parse	Packet/Loop parse bits
s5	Field to encode register s
t5	Field to encode register t

Operation on memory halfword

Perform ALU or bit operation on the memory halfword at the effective address.

Syntax

```
memh(Rs+#u6:1)=clrbit(#U5)
```

Behavior

```
apply_extension(#u);
EA=Rs+#u;
tmp = *EA;
tmp &= (~ (1<<#U));
*EA = tmp;
```

```
memh(Rs+#u6:1)=setbit(#U5)
```

```
apply_extension(#u);
EA=Rs+#u;
tmp = *EA;
tmp |= (1<<#U);
*EA = tmp;
```

```
memh(Rs+#u6:1)[+-]=#U5
```

```
apply_extension(#u);
EA=Rs[+-]#u;
tmp = *EA;
tmp [+-]= #U;
*EA = tmp;
```

```
memh(Rs+#u6:1)[+ |&]=Rt
```

```
apply_extension(#u);
EA=Rs+#u;
tmp = *EA;
tmp [+ |&]= Rt;
*EA = tmp;
```

Class: MEMOP (slots 0)

Encoding

31	30	29	28	27	26	25	24	23	22	21	20	19	18	17	16	15	14	13	12	11	10	9	8	7	6	5	4	3	2	1	0	
ICLASS												s5				Parse				t5												
0	0	1	1	1	1	1	0	-	0	1	s	s	s	s	s	P	P	0	i	i	i	i	i	i	0	0	t	t	t	t	t	memh(Rs+#u6:1)+=Rt
0	0	1	1	1	1	1	0	-	0	1	s	s	s	s	s	P	P	0	i	i	i	i	i	i	0	1	t	t	t	t	t	memh(Rs+#u6:1)-=Rt
0	0	1	1	1	1	1	0	-	0	1	s	s	s	s	s	P	P	0	i	i	i	i	i	i	1	0	t	t	t	t	t	memh(Rs+#u6:1)&=Rt
0	0	1	1	1	1	1	0	-	0	1	s	s	s	s	s	P	P	0	i	i	i	i	i	i	1	1	t	t	t	t	t	memh(Rs+#u6:1) =Rt
ICLASS												s5				Parse																
0	0	1	1	1	1	1	1	-	0	1	s	s	s	s	s	P	P	0	i	i	i	i	i	i	0	0	l	l	l	l	l	memh(Rs+#u6:1)+=#U5
0	0	1	1	1	1	1	1	-	0	1	s	s	s	s	s	P	P	0	i	i	i	i	i	i	0	1	l	l	l	l	l	memh(Rs+#u6:1)-=#U5
0	0	1	1	1	1	1	1	-	0	1	s	s	s	s	s	P	P	0	i	i	i	i	i	i	1	0	l	l	l	l	l	memh(Rs+#u6:1)=clrbit(#U5)
0	0	1	1	1	1	1	1	-	0	1	s	s	s	s	s	P	P	0	i	i	i	i	i	i	1	1	l	l	l	l	l	memh(Rs+#u6:1)=setbit(#U5)

Field name	Description
ICLASS	Instruction Class
Parse	Packet/Loop parse bits
s5	Field to encode register s
t5	Field to encode register t

Operation on memory word

Perform ALU or bit operation on the memory word at the effective address.

Syntax

```
memw(Rs+#u6:2)=clrbit(#U5)
```

Behavior

```
apply_extension(#u);
EA=Rs+#u;
tmp = *EA;
tmp &= (~ (1<<#U));
*EA = tmp;
```

```
memw(Rs+#u6:2)=setbit(#U5)
```

```
apply_extension(#u);
EA=Rs+#u;
tmp = *EA;
tmp |= (1<<#U);
*EA = tmp;
```

```
memw(Rs+#u6:2)[+-]=#U5
```

```
apply_extension(#u);
EA=Rs[+-]#u;
tmp = *EA;
tmp [+-]= #U;
*EA = tmp;
```

```
memw(Rs+#u6:2)[+-|&]=Rt
```

```
apply_extension(#u);
EA=Rs+#u;
tmp = *EA;
tmp [+-|&]= Rt;
*EA = tmp;
```

Class: MEMOP (slots 0)

Encoding

31	30	29	28	27	26	25	24	23	22	21	20	19	18	17	16	15	14	13	12	11	10	9	8	7	6	5	4	3	2	1	0	
ICLASS												s5				Parse				t5												
0	0	1	1	1	1	1	0	-	1	0	s	s	s	s	s	P	P	0	i	i	i	i	i	i	0	0	t	t	t	t	t	memw(Rs+#u6:2)+=Rt
0	0	1	1	1	1	1	0	-	1	0	s	s	s	s	s	P	P	0	i	i	i	i	i	i	0	1	t	t	t	t	t	memw(Rs+#u6:2)-=Rt
0	0	1	1	1	1	1	0	-	1	0	s	s	s	s	s	P	P	0	i	i	i	i	i	i	1	0	t	t	t	t	t	memw(Rs+#u6:2)&=Rt
0	0	1	1	1	1	1	0	-	1	0	s	s	s	s	s	P	P	0	i	i	i	i	i	i	1	1	t	t	t	t	t	memw(Rs+#u6:2)=Rt
ICLASS												s5				Parse																
0	0	1	1	1	1	1	1	-	1	0	s	s	s	s	s	P	P	0	i	i	i	i	i	i	0	0	l	l	l	l	l	memw(Rs+#u6:2)+=#U5
0	0	1	1	1	1	1	1	-	1	0	s	s	s	s	s	P	P	0	i	i	i	i	i	i	0	1	l	l	l	l	l	memw(Rs+#u6:2)-=#U5
0	0	1	1	1	1	1	1	-	1	0	s	s	s	s	s	P	P	0	i	i	i	i	i	i	1	0	l	l	l	l	l	memw(Rs+#u6:2)=clrbit(#U5)
0	0	1	1	1	1	1	1	-	1	0	s	s	s	s	s	P	P	0	i	i	i	i	i	i	1	1	l	l	l	l	l	memw(Rs+#u6:2)=setbit(#U5)

Field name	Description
ICLASS	Instruction Class
Parse	Packet/Loop parse bits
s5	Field to encode register s
t5	Field to encode register t

11.7 NV

The NV instruction class includes instructions which take the register source operand from another instruction in the same packet.

NV instructions are executable on slot 0.

11.7.1 NV/J

The NV/J instruction subclass includes jump instructions which take the register source operand from another instruction in the same packet.

Jump to address condition on new register value

Compare a register or constant against the value produced by a slot 1 instruction. If the comparison is true, the program counter is changed to a target address, relative to the current PC.

This instruction is executable only on slot 0.

Syntax	Behavior
<pre>if ([!]cmp.eq(Ns.new,#-1)) jump:<hint> #r9:2</pre>	<pre>; if ((Ns.new[!]=(-1))) { apply_extension(#r); #r=#r & ~PCALIGN_MASK; PC=PC+#r; }</pre>
<pre>if ([!]cmp.eq(Ns.new,#U5)) jump:<hint> #r9:2</pre>	<pre>; if ((Ns.new[!]=(#U))) { apply_extension(#r); #r=#r & ~PCALIGN_MASK; PC=PC+#r; }</pre>
<pre>if ([!]cmp.eq(Ns.new,Rt)) jump:<hint> #r9:2</pre>	<pre>; if ((Ns.new[!]=Rt)) { apply_extension(#r); #r=#r & ~PCALIGN_MASK; PC=PC+#r; }</pre>
<pre>if ([!]cmp.gt(Ns.new,#-1)) jump:<hint> #r9:2</pre>	<pre>; if ([!] (Ns.new>(-1))) { apply_extension(#r); #r=#r & ~PCALIGN_MASK; PC=PC+#r; }</pre>
<pre>if ([!]cmp.gt(Ns.new,#U5)) jump:<hint> #r9:2</pre>	<pre>; if ([!] (Ns.new>(#U))) { apply_extension(#r); #r=#r & ~PCALIGN_MASK; PC=PC+#r; }</pre>

Syntax

```
if ([!]cmp.gt(Ns.new,Rt))
jump:<hint> #r9:2
```

```
if ([!]cmp.gt(Rt,Ns.new))
jump:<hint> #r9:2
```

```
if ([!]cmp.gtu(Ns.new,#U5))
jump:<hint> #r9:2
```

```
if ([!]cmp.gtu(Ns.new,Rt))
jump:<hint> #r9:2
```

```
if ([!]cmp.gtu(Rt,Ns.new))
jump:<hint> #r9:2
```

```
if ([!]tstbit(Ns.new,#0))
jump:<hint> #r9:2
```

Behavior

```
;
if ([!](Ns.new>Rt)) {
  apply_extension(#r);
  #r=#r & ~PCALIGN_MASK;
  PC=PC+#r;
}
```

```
;
if ([!](Rt>Ns.new)) {
  apply_extension(#r);
  #r=#r & ~PCALIGN_MASK;
  PC=PC+#r;
}
```

```
;
if ([!](Ns.new.uw[0]>(#U))) {
  apply_extension(#r);
  #r=#r & ~PCALIGN_MASK;
  PC=PC+#r;
}
```

```
;
if ([!](Ns.new.uw[0]>Rt.uw[0])) {
  apply_extension(#r);
  #r=#r & ~PCALIGN_MASK;
  PC=PC+#r;
}
```

```
;
if ([!](Rt.uw[0]>Ns.new.uw[0])) {
  apply_extension(#r);
  #r=#r & ~PCALIGN_MASK;
  PC=PC+#r;
}
```

```
;
if ([!](Ns.new & 1)) {
  apply_extension(#r);
  #r=#r & ~PCALIGN_MASK;
  PC=PC+#r;
}
```

Class: NV (slots 0)**Encoding**

31	30	29	28	27	26	25	24	23	22	21	20	19	18	17	16	15	14	13	12	11	10	9	8	7	6	5	4	3	2	1	0		
ICLASS													s3			Parse		t5															
0	0	1	0	0	0	0	0	0	0	0	i	i	-	s	s	s	P	P	0	t	t	t	t	t	i	i	i	i	i	i	i	-	if (cmp.eq(Ns.new,Rt)) jump:nt #r9:2
0	0	1	0	0	0	0	0	0	0	0	i	i	-	s	s	s	P	P	1	t	t	t	t	t	i	i	i	i	i	i	i	-	if (cmp.eq(Ns.new,Rt)) jump:t #r9:2
0	0	1	0	0	0	0	0	0	1	i	i	-	s	s	s	P	P	0	t	t	t	t	t	i	i	i	i	i	i	i	-	if (!cmp.eq(Ns.new,Rt)) jump:nt #r9:2	
0	0	1	0	0	0	0	0	0	1	i	i	-	s	s	s	P	P	1	t	t	t	t	t	i	i	i	i	i	i	i	-	if (!cmp.eq(Ns.new,Rt)) jump:t #r9:2	
0	0	1	0	0	0	0	0	1	0	i	i	-	s	s	s	P	P	0	t	t	t	t	t	i	i	i	i	i	i	i	-	if (cmp.gt(Ns.new,Rt)) jump:nt #r9:2	
0	0	1	0	0	0	0	0	1	0	i	i	-	s	s	s	P	P	1	t	t	t	t	t	i	i	i	i	i	i	i	-	if (cmp.gt(Ns.new,Rt)) jump:t #r9:2	

31	30	29	28	27	26	25	24	23	22	21	20	19	18	17	16	15	14	13	12	11	10	9	8	7	6	5	4	3	2	1	0	
0	0	1	0	0	0	0	0	1	1	i	i	-	s	s	s	P	P	0	t	t	t	t	t	i	i	i	i	i	i	i	-	if (!cmp.gt(Ns.new,Rt)) jump:nt #r9:2
0	0	1	0	0	0	0	0	1	1	i	i	-	s	s	s	P	P	1	t	t	t	t	t	i	i	i	i	i	i	i	-	if (!cmp.gt(Ns.new,Rt)) jump:t #r9:2
0	0	1	0	0	0	0	1	0	0	i	i	-	s	s	s	P	P	0	t	t	t	t	t	i	i	i	i	i	i	i	-	if (cmp.gtu(Ns.new,Rt)) jump:nt #r9:2
0	0	1	0	0	0	0	1	0	0	i	i	-	s	s	s	P	P	1	t	t	t	t	t	i	i	i	i	i	i	i	-	if (cmp.gtu(Ns.new,Rt)) jump:t #r9:2
0	0	1	0	0	0	0	1	0	1	i	i	-	s	s	s	P	P	0	t	t	t	t	t	i	i	i	i	i	i	i	-	if (!cmp.gtu(Ns.new,Rt)) jump:nt #r9:2
0	0	1	0	0	0	0	1	0	1	i	i	-	s	s	s	P	P	1	t	t	t	t	t	i	i	i	i	i	i	i	-	if (!cmp.gtu(Ns.new,Rt)) jump:t #r9:2
0	0	1	0	0	0	0	1	1	0	i	i	-	s	s	s	P	P	0	t	t	t	t	t	i	i	i	i	i	i	i	-	if (cmp.gt(Rt,Ns.new)) jump:nt #r9:2
0	0	1	0	0	0	0	1	1	0	i	i	-	s	s	s	P	P	1	t	t	t	t	t	i	i	i	i	i	i	i	-	if (cmp.gt(Rt,Ns.new)) jump:t #r9:2
0	0	1	0	0	0	0	1	1	1	i	i	-	s	s	s	P	P	0	t	t	t	t	t	i	i	i	i	i	i	i	-	if (!cmp.gt(Rt,Ns.new)) jump:nt #r9:2
0	0	1	0	0	0	0	1	1	1	i	i	-	s	s	s	P	P	1	t	t	t	t	t	i	i	i	i	i	i	i	-	if (!cmp.gt(Rt,Ns.new)) jump:t #r9:2
0	0	1	0	0	0	1	0	0	0	i	i	-	s	s	s	P	P	0	t	t	t	t	t	i	i	i	i	i	i	i	-	if (cmp.gtu(Rt,Ns.new)) jump:nt #r9:2
0	0	1	0	0	0	1	0	0	0	i	i	-	s	s	s	P	P	1	t	t	t	t	t	i	i	i	i	i	i	i	-	if (cmp.gtu(Rt,Ns.new)) jump:t #r9:2
0	0	1	0	0	0	1	0	0	1	i	i	-	s	s	s	P	P	0	t	t	t	t	t	i	i	i	i	i	i	i	-	if (!cmp.gtu(Rt,Ns.new)) jump:nt #r9:2
0	0	1	0	0	0	1	0	0	1	i	i	-	s	s	s	P	P	1	t	t	t	t	t	i	i	i	i	i	i	i	-	if (!cmp.gtu(Rt,Ns.new)) jump:t #r9:2
ICLASS													s3			Parse																
0	0	1	0	0	1	0	0	0	0	i	i	-	s	s	s	P	P	0	l	l	l	l	l	i	i	i	i	i	i	i	-	if (cmp.eq(Ns.new,#U5)) jump:nt #r9:2
0	0	1	0	0	1	0	0	0	0	i	i	-	s	s	s	P	P	1	l	l	l	l	l	i	i	i	i	i	i	i	-	if (cmp.eq(Ns.new,#U5)) jump:t #r9:2
0	0	1	0	0	1	0	0	0	1	i	i	-	s	s	s	P	P	0	l	l	l	l	l	i	i	i	i	i	i	i	-	if (!cmp.eq(Ns.new,#U5)) jump:nt #r9:2
0	0	1	0	0	1	0	0	0	1	i	i	-	s	s	s	P	P	1	l	l	l	l	l	i	i	i	i	i	i	i	-	if (!cmp.eq(Ns.new,#U5)) jump:t #r9:2
0	0	1	0	0	1	0	0	1	0	i	i	-	s	s	s	P	P	0	l	l	l	l	l	i	i	i	i	i	i	i	-	if (cmp.gt(Ns.new,#U5)) jump:nt #r9:2
0	0	1	0	0	1	0	0	1	0	i	i	-	s	s	s	P	P	1	l	l	l	l	l	i	i	i	i	i	i	i	-	if (cmp.gt(Ns.new,#U5)) jump:t #r9:2
0	0	1	0	0	1	0	0	1	1	i	i	-	s	s	s	P	P	0	l	l	l	l	l	i	i	i	i	i	i	i	-	if (!cmp.gt(Ns.new,#U5)) jump:nt #r9:2
0	0	1	0	0	1	0	0	1	1	i	i	-	s	s	s	P	P	1	l	l	l	l	l	i	i	i	i	i	i	i	-	if (!cmp.gt(Ns.new,#U5)) jump:t #r9:2
0	0	1	0	0	1	0	1	0	0	i	i	-	s	s	s	P	P	0	l	l	l	l	l	i	i	i	i	i	i	i	-	if (cmp.gtu(Ns.new,#U5)) jump:nt #r9:2
0	0	1	0	0	1	0	1	0	0	i	i	-	s	s	s	P	P	1	l	l	l	l	l	i	i	i	i	i	i	i	-	if (cmp.gtu(Ns.new,#U5)) jump:t #r9:2
0	0	1	0	0	1	0	1	0	1	i	i	-	s	s	s	P	P	0	l	l	l	l	l	i	i	i	i	i	i	i	-	if (!cmp.gtu(Ns.new,#U5)) jump:nt #r9:2
0	0	1	0	0	1	0	1	0	1	i	i	-	s	s	s	P	P	1	l	l	l	l	l	i	i	i	i	i	i	i	-	if (!cmp.gtu(Ns.new,#U5)) jump:t #r9:2
0	0	1	0	0	1	0	1	1	0	i	i	-	s	s	s	P	P	0	-	-	-	-	-	i	i	i	i	i	i	-	if (tstbit(Ns.new,#0)) jump:nt #r9:2	
0	0	1	0	0	1	0	1	1	0	i	i	-	s	s	s	P	P	1	-	-	-	-	-	i	i	i	i	i	i	-	if (tstbit(Ns.new,#0)) jump:t #r9:2	
0	0	1	0	0	1	0	1	1	1	i	i	-	s	s	s	P	P	0	-	-	-	-	-	i	i	i	i	i	i	-	if (!tstbit(Ns.new,#0)) jump:nt #r9:2	
0	0	1	0	0	1	0	1	1	1	i	i	-	s	s	s	P	P	1	-	-	-	-	-	i	i	i	i	i	i	-	if (!tstbit(Ns.new,#0)) jump:t #r9:2	
0	0	1	0	0	1	1	0	0	0	i	i	-	s	s	s	P	P	0	-	-	-	-	-	i	i	i	i	i	i	-	if (cmp.eq(Ns.new,#-1)) jump:nt #r9:2	

31	30	29	28	27	26	25	24	23	22	21	20	19	18	17	16	15	14	13	12	11	10	9	8	7	6	5	4	3	2	1	0		
0	0	1	0	0	1	1	0	0	0	i	i	-	s	s	s	P	P	1	-	-	-	-	-	i	i	i	i	i	i	i	i	-	if (cmp.eq(Ns.new,#-1)) jump:t #r9:2
0	0	1	0	0	1	1	0	0	1	i	i	-	s	s	s	P	P	0	-	-	-	-	-	i	i	i	i	i	i	i	i	-	if (!cmp.eq(Ns.new,#-1)) jump:nt #r9:2
0	0	1	0	0	1	1	0	0	1	i	i	-	s	s	s	P	P	1	-	-	-	-	-	i	i	i	i	i	i	i	i	-	if (!cmp.eq(Ns.new,#-1)) jump:t #r9:2
0	0	1	0	0	1	1	0	1	0	i	i	-	s	s	s	P	P	0	-	-	-	-	-	i	i	i	i	i	i	i	i	-	if (cmp.gt(Ns.new,#-1)) jump:nt #r9:2
0	0	1	0	0	1	1	0	1	0	i	i	-	s	s	s	P	P	1	-	-	-	-	-	i	i	i	i	i	i	i	i	-	if (cmp.gt(Ns.new,#-1)) jump:t #r9:2
0	0	1	0	0	1	1	0	1	1	i	i	-	s	s	s	P	P	0	-	-	-	-	-	i	i	i	i	i	i	i	i	-	if (!cmp.gt(Ns.new,#-1)) jump:nt #r9:2
0	0	1	0	0	1	1	0	1	1	i	i	-	s	s	s	P	P	1	-	-	-	-	-	i	i	i	i	i	i	i	i	-	if (!cmp.gt(Ns.new,#-1)) jump:t #r9:2

Field name	Description
ICLASS	Instruction Class
Parse	Packet/Loop parse bits
s3	Field to encode register s
t5	Field to encode register t

11.7.2 NV/ST

The NV/ST instruction subclass includes store instructions which take the register source operand from another instruction in the same packet.

Store new-value byte

Store the least-significant byte in a source register in memory at the effective address.

Syntax	Behavior
<code>memb (Re=#U6) =Nt.new</code>	<code>apply_extension (#U);</code> <code>EA=#U;</code> <code>*EA = Nt.new&0xff;</code> <code>Re=#U;</code>
<code>memb (Rs+#s11:0) =Nt.new</code>	<code>apply_extension (#s);</code> <code>EA=Rs+#s;</code> <code>*EA = Nt.new&0xff;</code>
<code>memb (Rs+Ru<<#u2) =Nt.new</code>	<code>EA=Rs+ (Ru<<#u);</code> <code>*EA = Nt.new&0xff;</code>
<code>memb (Ru<<#u2+#U6) =Nt.new</code>	<code>apply_extension (#U);</code> <code>EA=#U+ (Ru<<#u);</code> <code>*EA = Nt.new&0xff;</code>
<code>memb (Rx++#s4:0) =Nt.new</code>	<code>EA=Rx;</code> <code>Rx=Rx+#s;</code> <code>*EA = Nt.new&0xff;</code>
<code>memb (Rx++#s4:0:circ (Mu)) =Nt.new</code>	<code>EA=Rx;</code> <code>Rx=Rx=circ_add (Rx, #s, MuV);</code> <code>*EA = Nt.new&0xff;</code>
<code>memb (Rx++I:circ (Mu)) =Nt.new</code>	<code>EA=Rx;</code> <code>Rx=Rx=circ_add (Rx, I<<0, MuV);</code> <code>*EA = Nt.new&0xff;</code>
<code>memb (Rx++Mu) =Nt.new</code>	<code>EA=Rx;</code> <code>Rx=Rx+MuV;</code> <code>*EA = Nt.new&0xff;</code>
<code>memb (Rx++Mu:brev) =Nt.new</code>	<code>EA=Rx.h [1] brev (Rx.h [0]);</code> <code>Rx=Rx+MuV;</code> <code>*EA = Nt.new&0xff;</code>
<code>memb (gp+#u16:0) =Nt.new</code>	<code>apply_extension (#u);</code> <code>EA= (Constant_extended ? (0) : GP)+#u;</code> <code>*EA = Nt.new&0xff;</code>

Class: NV (slots 0)

Notes

- Forms of this instruction which use a new-value operand produced in the packet must execute on slot 0.
- This instruction can execute only in slot 0, even though it is an ST instruction.

Encoding

31	30	29	28	27	26	25	24	23	22	21	20	19	18	17	16	15	14	13	12	11	10	9	8	7	6	5	4	3	2	1	0	
ICLASS										s5					Parse		u5					t3										
0	0	1	1	1	0	1	1	1	0	1	s	s	s	s	s	P	P	i	u	u	u	u	u	i	-	-	0	0	t	t	t	memb(Rs+Ru<<#u2)=Nt.new
ICLASS										Type		Parse					t3															
0	1	0	0	1	i	i	0	1	0	1	i	i	i	i	i	P	P	i	0	0	t	t	t	i	i	i	i	i	i	i	i	memb(gp+#u16:0)=Nt.new
ICLASS										Amode		Type		UN	s5					Parse		t3										
1	0	1	0	0	i	i	1	1	0	1	s	s	s	s	s	P	P	i	0	0	t	t	t	i	i	i	i	i	i	i	i	memb(Rs+#s11:0)=Nt.new
ICLASS										Amode		Type		UN	x5					Parse		u1	t3									
1	0	1	0	1	0	0	1	1	0	1	x	x	x	x	x	P	P	u	0	0	t	t	t	0	-	-	-	-	-	1	-	memb(Rx++l:circ(Mu))=Nt.new
1	0	1	0	1	0	0	1	1	0	1	x	x	x	x	x	P	P	u	0	0	t	t	t	0	i	i	i	i	-	0	-	memb(Rx++#s4:0:circ(Mu))=Nt.new
ICLASS										Amode		Type		UN	e5					Parse		t3										
1	0	1	0	1	0	1	1	1	0	1	e	e	e	e	e	P	P	0	0	0	t	t	t	1	-	l	l	l	l	l	l	memb(Re=#U6)=Nt.new
ICLASS										Amode		Type		UN	x5					Parse		t3										
1	0	1	0	1	0	1	1	1	0	1	x	x	x	x	x	P	P	0	0	0	t	t	t	0	i	i	i	i	-	0	-	memb(Rx++#s4:0)=Nt.new
ICLASS										Amode		Type		UN	u5					Parse		t3										
1	0	1	0	1	1	0	1	1	0	1	u	u	u	u	u	P	P	i	0	0	t	t	t	1	i	l	l	l	l	l	l	memb(Ru<<#u2+#U6)=Nt.new
ICLASS										Amode		Type		UN	x5					Parse		u1	t3									
1	0	1	0	1	1	0	1	1	0	1	x	x	x	x	x	P	P	u	0	0	t	t	t	0	-	-	-	-	-	-	-	memb(Rx++Mu)=Nt.new
1	0	1	0	1	1	1	1	1	0	1	x	x	x	x	x	P	P	u	0	0	t	t	t	0	-	-	-	-	-	-	-	memb(Rx++Mu:brev)=Nt.new

Field name	Description
ICLASS	Instruction Class
Type	Type
Parse	Packet/Loop parse bits
e5	Field to encode register e
s5	Field to encode register s
t3	Field to encode register t
u1	Field to encode register u
u5	Field to encode register u
x5	Field to encode register x
Amode	Amode
Type	Type
UN	Unsigned

Store new-value byte conditionally

Store the least-significant byte in a source register in memory at the effective address.

This instruction is conditional based on a predicate value. If the predicate is true, the instruction is performed, otherwise it is treated as a NOP.

Syntax	Behavior
<pre>if ([!]Pv[.new]) memb (#u6) = Nt.new</pre>	<pre>apply_extension(#u); EA=#u; if ([!]Pv[.new][0]) { *EA = Nt[.new]&0xff; } else { NOP; }</pre>
<pre>if ([!]Pv[.new]) memb (Rs+#u6:0) = Nt.new</pre>	<pre>apply_extension(#u); EA=Rs+#u; if ([!]Pv[.new][0]) { *EA = Nt[.new]&0xff; } else { NOP; }</pre>
<pre>if ([!]Pv[.new]) memb (Rs+Ru<<#u2) = Nt.new</pre>	<pre>EA=Rs+(Ru<<#u); if ([!]Pv[.new][0]) { *EA = Nt[.new]&0xff; } else { NOP; }</pre>
<pre>if ([!]Pv[.new]) memb (Rx++#s4:0) = Nt.new</pre>	<pre>EA=Rx; if ([!]Pv[.new][0]) { Rx=Rx+#s; *EA = Nt[.new]&0xff; } else { NOP; }</pre>

Class: NV (slots 0)

Notes

- Forms of this instruction which use a new-value operand produced in the packet must execute on slot 0.
- This instruction can execute only in slot 0, even though it is an ST instruction.

Encoding

31	30	29	28	27	26	25	24	23	22	21	20	19	18	17	16	15	14	13	12	11	10	9	8	7	6	5	4	3	2	1	0	
ICLASS											s5					Parse		u5					t3									
0	0	1	1	0	1	0	0	1	0	1	s	s	s	s	s	P	P	i	u	u	u	u	u	i	v	v	0	0	t	t	t	if (Pv) memb(Rs+Ru<<#u2)=Nt.new
0	0	1	1	0	1	0	1	1	0	1	s	s	s	s	s	P	P	i	u	u	u	u	u	i	v	v	0	0	t	t	t	if (!Pv) memb(Rs+Ru<<#u2)=Nt.new
0	0	1	1	0	1	1	0	1	0	1	s	s	s	s	s	P	P	i	u	u	u	u	u	i	v	v	0	0	t	t	t	if (Pv.new) memb(Rs+Ru<<#u2)=Nt.new
0	0	1	1	0	1	1	1	1	0	1	s	s	s	s	s	P	P	i	u	u	u	u	u	i	v	v	0	0	t	t	t	if (!Pv.new) memb(Rs+Ru<<#u2)=Nt.new
ICLASS											Sense	PredNew	Type		s5					Parse		t3										
0	1	0	0	0	0	0	0	1	0	1	s	s	s	s	s	P	P	i	0	0	t	t	t	i	i	i	i	i	0	v	v	if (Pv) memb(Rs+#u6:0)=Nt.new
0	1	0	0	0	0	1	0	1	0	1	s	s	s	s	s	P	P	i	0	0	t	t	t	i	i	i	i	i	0	v	v	if (Pv.new) memb(Rs+#u6:0)=Nt.new
0	1	0	0	0	1	0	0	1	0	1	s	s	s	s	s	P	P	i	0	0	t	t	t	i	i	i	i	i	0	v	v	if (!Pv) memb(Rs+#u6:0)=Nt.new
0	1	0	0	0	1	1	0	1	0	1	s	s	s	s	s	P	P	i	0	0	t	t	t	i	i	i	i	i	0	v	v	if (!Pv.new) memb(Rs+#u6:0)=Nt.new
ICLASS											Amode		Type		UN	x5					Parse		t3									
1	0	1	0	1	0	1	1	1	0	1	x	x	x	x	x	P	P	1	0	0	t	t	t	0	i	i	i	i	0	v	v	if (Pv) memb(Rx+++#s4:0)=Nt.new
1	0	1	0	1	0	1	1	1	0	1	x	x	x	x	x	P	P	1	0	0	t	t	t	0	i	i	i	i	1	v	v	if (!Pv) memb(Rx+++#s4:0)=Nt.new
1	0	1	0	1	0	1	1	1	0	1	x	x	x	x	x	P	P	1	0	0	t	t	t	1	i	i	i	i	0	v	v	if (Pv.new) memb(Rx+++#s4:0)=Nt.new
1	0	1	0	1	0	1	1	1	0	1	x	x	x	x	x	P	P	1	0	0	t	t	t	1	i	i	i	i	1	v	v	if (!Pv.new) memb(Rx+++#s4:0)=Nt.new
ICLASS											Amode		Type		UN	Parse					t3											
1	0	1	0	1	1	1	1	1	0	1	-	-	-	i	i	P	P	0	0	0	t	t	t	1	i	i	i	i	0	v	v	if (Pv) memb(#u6)=Nt.new
1	0	1	0	1	1	1	1	1	0	1	-	-	-	i	i	P	P	0	0	0	t	t	t	1	i	i	i	i	1	v	v	if (!Pv) memb(#u6)=Nt.new
1	0	1	0	1	1	1	1	1	0	1	-	-	-	i	i	P	P	1	0	0	t	t	t	1	i	i	i	i	0	v	v	if (Pv.new) memb(#u6)=Nt.new
1	0	1	0	1	1	1	1	1	0	1	-	-	-	i	i	P	P	1	0	0	t	t	t	1	i	i	i	i	1	v	v	if (!Pv.new) memb(#u6)=Nt.new

Field name	Description
ICLASS	Instruction Class
Type	Type
PredNew	PredNew
Sense	Sense
Parse	Packet/Loop parse bits
s5	Field to encode register s
t3	Field to encode register t
u5	Field to encode register u
v2	Field to encode register v
x5	Field to encode register x

Field name	Description
Amode	Amode
Type	Type
UN	Unsigned

Store new-value halfword

Store the upper or lower 16-bits of a source register in memory at the effective address.

Syntax	Behavior
<code>memh (Re=#U6) =Nt.new</code>	<code>apply_extension (#U);</code> <code>EA=#U;</code> <code>*EA = Nt.new.h[0];</code> <code>Re=#U;</code>
<code>memh (Rs+#s11:1) =Nt.new</code>	<code>apply_extension (#s);</code> <code>EA=Rs+#s;</code> <code>*EA = Nt.new.h[0];</code>
<code>memh (Rs+Ru<<#u2) =Nt.new</code>	<code>EA=Rs+ (Ru<<#u);</code> <code>*EA = Nt.new.h[0];</code>
<code>memh (Ru<<#u2+#U6) =Nt.new</code>	<code>apply_extension (#U);</code> <code>EA=#U+ (Ru<<#u);</code> <code>*EA = Nt.new.h[0];</code>
<code>memh (Rx++#s4:1) =Nt.new</code>	<code>EA=Rx;</code> <code>Rx=Rx+#s;</code> <code>*EA = Nt.new.h[0];</code>
<code>memh (Rx++#s4:1:circ (Mu)) =Nt.new</code>	<code>EA=Rx;</code> <code>Rx=Rx=circ_add (Rx, #s, MuV);</code> <code>*EA = Nt.new.h[0];</code>
<code>memh (Rx++I:circ (Mu)) =Nt.new</code>	<code>EA=Rx;</code> <code>Rx=Rx=circ_add (Rx, I<<1, MuV);</code> <code>*EA = Nt.new.h[0];</code>
<code>memh (Rx++Mu) =Nt.new</code>	<code>EA=Rx;</code> <code>Rx=Rx+MuV;</code> <code>*EA = Nt.new.h[0];</code>
<code>memh (Rx++Mu:brev) =Nt.new</code>	<code>EA=Rx.h[1] brev (Rx.h[0]);</code> <code>Rx=Rx+MuV;</code> <code>*EA = Nt.new.h[0];</code>
<code>memh (gp+#u16:1) =Nt.new</code>	<code>apply_extension (#u);</code> <code>EA= (Constant_extended ? (0) : GP)+#u;</code> <code>*EA = Nt.new.h[0];</code>

Class: NV (slots 0)

Notes

- Forms of this instruction which use a new-value operand produced in the packet must execute on slot 0.
- This instruction can execute only in slot 0, even though it is an ST instruction.

Encoding

31	30	29	28	27	26	25	24	23	22	21	20	19	18	17	16	15	14	13	12	11	10	9	8	7	6	5	4	3	2	1	0				
ICLASS											s5					Parse		u5					t3												
0	0	1	1	1	0	1	1	1	0	1	s	s	s	s	s	P	P	i	u	u	u	u	u	i	-	-	0	1	t	t	t	memh(Rs+Ru<<#u2)=Nt.new			
ICLASS											Type				Parse		t3																		
0	1	0	0	1	i	i	0	1	0	1	i	i	i	i	i	P	P	i	0	1	t	t	t	i	i	i	i	i	i	i	i	i	memh(gp+#u16:1)=Nt.new		
ICLASS											Amode		Type		UN	s5					Parse		t3												
1	0	1	0	0	i	i	1	1	0	1	s	s	s	s	s	P	P	i	0	1	t	t	t	i	i	i	i	i	i	i	i	i	memh(Rs+#s11:1)=Nt.new		
ICLASS											Amode		Type		UN	x5					Parse		u1	t3											
1	0	1	0	1	0	0	1	1	0	1	x	x	x	x	x	P	P	u	0	1	t	t	t	0	-	-	-	-	-	1	-	memh(Rx++l:circ(Mu))=Nt.new			
1	0	1	0	1	0	0	1	1	0	1	x	x	x	x	x	P	P	u	0	1	t	t	t	0	i	i	i	i	i	-	0	-	memh(Rx++#s4:1:circ(Mu))=Nt.new		
ICLASS											Amode		Type		UN	e5					Parse		t3												
1	0	1	0	1	0	1	1	1	0	1	e	e	e	e	e	P	P	0	0	1	t	t	t	1	-	l	l	l	l	l	l	l	memh(Re=#U6)=Nt.new		
ICLASS											Amode		Type		UN	x5					Parse		t3												
1	0	1	0	1	0	1	1	1	0	1	x	x	x	x	x	P	P	0	0	1	t	t	t	0	i	i	i	i	i	-	0	-	memh(Rx++#s4:1)=Nt.new		
ICLASS											Amode		Type		UN	u5					Parse		t3												
1	0	1	0	1	1	0	1	1	0	1	u	u	u	u	u	P	P	i	0	1	t	t	t	1	i	l	l	l	l	l	l	l	memh(Ru<<#u2+#U6)=Nt.new		
ICLASS											Amode		Type		UN	x5					Parse		u1	t3											
1	0	1	0	1	1	0	1	1	0	1	x	x	x	x	x	P	P	u	0	1	t	t	t	0	-	-	-	-	-	-	-	-	memh(Rx++Mu)=Nt.new		
1	0	1	0	1	1	1	1	1	0	1	x	x	x	x	x	P	P	u	0	1	t	t	t	0	-	-	-	-	-	-	-	-	memh(Rx++Mu:brev)=Nt.new		

Field name	Description
ICLASS	Instruction Class
Type	Type
Parse	Packet/Loop parse bits
e5	Field to encode register e
s5	Field to encode register s
t3	Field to encode register t
u1	Field to encode register u
u5	Field to encode register u
x5	Field to encode register x
Amode	Amode
Type	Type
UN	Unsigned

Store new-value halfword conditionally

Store the upper or lower 16-bits of a source register in memory at the effective address.

This instruction is conditional based on a predicate value. If the predicate is true, the instruction is performed, otherwise it is treated as a NOP.

Syntax	Behavior
<pre>if ([!]Pv[.new]) memh (#u6) = Nt.new</pre>	<pre>apply_extension(#u); EA=#u; if ([!]Pv[.new][0]) { *EA = Nt[.new].h[0]; } else { NOP; }</pre>
<pre>if ([!]Pv[.new]) memh (Rs+#u6:1) = Nt.new</pre>	<pre>apply_extension(#u); EA=Rs+#u; if ([!]Pv[.new][0]) { *EA = Nt[.new].h[0]; } else { NOP; }</pre>
<pre>if ([!]Pv[.new]) memh (Rs+Ru<<#u2) = Nt.new</pre>	<pre>EA=Rs+(Ru<<#u); if ([!]Pv[.new][0]) { *EA = Nt[.new].h[0]; } else { NOP; }</pre>
<pre>if ([!]Pv[.new]) memh (Rx++#s4:1) = Nt.new</pre>	<pre>EA=Rx; if ([!]Pv[.new][0]) { Rx=Rx+#s; *EA = Nt[.new].h[0]; } else { NOP; }</pre>

Class: NV (slots 0)

Notes

- Forms of this instruction which use a new-value operand produced in the packet must execute on slot 0.
- This instruction can execute only in slot 0, even though it is an ST instruction.

Encoding

31	30	29	28	27	26	25	24	23	22	21	20	19	18	17	16	15	14	13	12	11	10	9	8	7	6	5	4	3	2	1	0	
ICLASS											s5					Parse		u5					t3									
0	0	1	1	0	1	0	0	1	0	1	s	s	s	s	s	P	P	i	u	u	u	u	u	i	v	v	0	1	t	t	t	if (Pv) memh(Rs+Ru<<#u2)=Nt.new
0	0	1	1	0	1	0	1	1	0	1	s	s	s	s	s	P	P	i	u	u	u	u	u	i	v	v	0	1	t	t	t	if (!Pv) memh(Rs+Ru<<#u2)=Nt.new
0	0	1	1	0	1	1	0	1	0	1	s	s	s	s	s	P	P	i	u	u	u	u	u	i	v	v	0	1	t	t	t	if (Pv.new) memh(Rs+Ru<<#u2)=Nt.new
0	0	1	1	0	1	1	1	1	0	1	s	s	s	s	s	P	P	i	u	u	u	u	u	i	v	v	0	1	t	t	t	if (!Pv.new) memh(Rs+Ru<<#u2)=Nt.new
ICLASS											Sense	PredNew	Type			s5					Parse		t3									
0	1	0	0	0	0	0	0	1	0	1	s	s	s	s	s	P	P	i	0	1	t	t	t	i	i	i	i	i	0	v	v	if (Pv) memh(Rs+#u6:1)=Nt.new
0	1	0	0	0	0	1	0	1	0	1	s	s	s	s	s	P	P	i	0	1	t	t	t	i	i	i	i	i	0	v	v	if (Pv.new) memh(Rs+#u6:1)=Nt.new
0	1	0	0	0	1	0	0	1	0	1	s	s	s	s	s	P	P	i	0	1	t	t	t	i	i	i	i	i	0	v	v	if (!Pv) memh(Rs+#u6:1)=Nt.new
0	1	0	0	0	1	1	0	1	0	1	s	s	s	s	s	P	P	i	0	1	t	t	t	i	i	i	i	i	0	v	v	if (!Pv.new) memh(Rs+#u6:1)=Nt.new
ICLASS											Amode			Type			UN	x5					Parse		t3							
1	0	1	0	1	0	1	1	1	0	1	x	x	x	x	x	P	P	1	0	1	t	t	t	0	i	i	i	i	0	v	v	if (Pv) memh(Rx+++s4:1)=Nt.new
1	0	1	0	1	0	1	1	1	0	1	x	x	x	x	x	P	P	1	0	1	t	t	t	0	i	i	i	i	1	v	v	if (!Pv) memh(Rx+++s4:1)=Nt.new
1	0	1	0	1	0	1	1	1	0	1	x	x	x	x	x	P	P	1	0	1	t	t	t	1	i	i	i	i	0	v	v	if (Pv.new) memh(Rx+++s4:1)=Nt.new
1	0	1	0	1	0	1	1	1	0	1	x	x	x	x	x	P	P	1	0	1	t	t	t	1	i	i	i	i	1	v	v	if (!Pv.new) memh(Rx+++s4:1)=Nt.new
ICLASS											Amode			Type			UN						Parse		t3							
1	0	1	0	1	1	1	1	1	0	1	-	-	-	i	i	P	P	0	0	1	t	t	t	1	i	i	i	i	0	v	v	if (Pv) memh(#u6)=Nt.new
1	0	1	0	1	1	1	1	1	0	1	-	-	-	i	i	P	P	0	0	1	t	t	t	1	i	i	i	i	1	v	v	if (!Pv) memh(#u6)=Nt.new
1	0	1	0	1	1	1	1	1	0	1	-	-	-	i	i	P	P	1	0	1	t	t	t	1	i	i	i	i	0	v	v	if (Pv.new) memh(#u6)=Nt.new
1	0	1	0	1	1	1	1	1	0	1	-	-	-	i	i	P	P	1	0	1	t	t	t	1	i	i	i	i	1	v	v	if (!Pv.new) memh(#u6)=Nt.new

Field name	Description
ICLASS	Instruction Class
Type	Type
PredNew	PredNew
Sense	Sense
Parse	Packet/Loop parse bits
s5	Field to encode register s
t3	Field to encode register t
u5	Field to encode register u
v2	Field to encode register v
x5	Field to encode register x

Field name	Description
Amode	Amode
Type	Type
UN	Unsigned

Store new-value word

Store a 32-bit register in memory at the effective address.

Syntax	Behavior
<code>memw (Re=#U6) =Nt.new</code>	<code>apply_extension (#U);</code> <code>EA=#U;</code> <code>*EA = Nt.new;</code> <code>Re=#U;</code>
<code>memw (Rs+#s11:2) =Nt.new</code>	<code>apply_extension (#s);</code> <code>EA=Rs+#s;</code> <code>*EA = Nt.new;</code>
<code>memw (Rs+Ru<<#u2) =Nt.new</code>	<code>EA=Rs+ (Ru<<#u);</code> <code>*EA = Nt.new;</code>
<code>memw (Ru<<#u2+#U6) =Nt.new</code>	<code>apply_extension (#U);</code> <code>EA=#U+ (Ru<<#u);</code> <code>*EA = Nt.new;</code>
<code>memw (Rx++#s4:2) =Nt.new</code>	<code>EA=Rx;</code> <code>Rx=Rx+#s;</code> <code>*EA = Nt.new;</code>
<code>memw (Rx++#s4:2:circ (Mu)) =Nt.new</code>	<code>EA=Rx;</code> <code>Rx=Rx=circ_add (Rx, #s, MuV);</code> <code>*EA = Nt.new;</code>
<code>memw (Rx++I:circ (Mu)) =Nt.new</code>	<code>EA=Rx;</code> <code>Rx=Rx=circ_add (Rx, I<<2, MuV);</code> <code>*EA = Nt.new;</code>
<code>memw (Rx++Mu) =Nt.new</code>	<code>EA=Rx;</code> <code>Rx=Rx+MuV;</code> <code>*EA = Nt.new;</code>
<code>memw (Rx++Mu:brev) =Nt.new</code>	<code>EA=Rx.h [1] brev (Rx.h [0]);</code> <code>Rx=Rx+MuV;</code> <code>*EA = Nt.new;</code>
<code>memw (gp+#u16:2) =Nt.new</code>	<code>apply_extension (#u);</code> <code>EA= (Constant_extended ? (0) : GP)+#u;</code> <code>*EA = Nt.new;</code>

Class: NV (slots 0)

Notes

- Forms of this instruction which use a new-value operand produced in the packet must execute on slot 0.
- This instruction can execute only in slot 0, even though it is an ST instruction.

Encoding

31	30	29	28	27	26	25	24	23	22	21	20	19	18	17	16	15	14	13	12	11	10	9	8	7	6	5	4	3	2	1	0	
ICLASS										s5					Parse		u5					t3										
0	0	1	1	1	0	1	1	1	0	1	s	s	s	s	s	P	P	i	u	u	u	u	u	i	-	-	1	0	t	t	t	memw(Rs+Ru<<#u2)=Nt.new
ICLASS										Type			Parse		t3																	
0	1	0	0	1	i	i	0	1	0	1	i	i	i	i	i	P	P	i	1	0	t	t	t	i	i	i	i	i	i	i	i	memw(gp+#u16:2)=Nt.new
ICLASS										Amode		Type		UN	s5					Parse		t3										
1	0	1	0	0	i	i	1	1	0	1	s	s	s	s	s	P	P	i	1	0	t	t	t	i	i	i	i	i	i	i	i	memw(Rs+#s11:2)=Nt.new
ICLASS										Amode		Type		UN	x5					Parse		u1	t3									
1	0	1	0	1	0	0	1	1	0	1	x	x	x	x	x	P	P	u	1	0	t	t	t	0	-	-	-	-	-	1	-	memw(Rx++l:circ(Mu))=Nt.new
1	0	1	0	1	0	0	1	1	0	1	x	x	x	x	x	P	P	u	1	0	t	t	t	0	i	i	i	i	-	0	-	memw(Rx++#s4:2:circ(Mu))=Nt.new
ICLASS										Amode		Type		UN	e5					Parse		t3										
1	0	1	0	1	0	1	1	1	0	1	e	e	e	e	e	P	P	0	1	0	t	t	t	1	-	l	l	l	l	l	l	memw(Re=#U6)=Nt.new
ICLASS										Amode		Type		UN	x5					Parse		t3										
1	0	1	0	1	0	1	1	1	0	1	x	x	x	x	x	P	P	0	1	0	t	t	t	0	i	i	i	i	-	0	-	memw(Rx++#s4:2)=Nt.new
ICLASS										Amode		Type		UN	u5					Parse		t3										
1	0	1	0	1	1	0	1	1	0	1	u	u	u	u	u	P	P	i	1	0	t	t	t	1	i	l	l	l	l	l	l	memw(Ru<<#u2+#U6)=Nt.new
ICLASS										Amode		Type		UN	x5					Parse		u1	t3									
1	0	1	0	1	1	0	1	1	0	1	x	x	x	x	x	P	P	u	1	0	t	t	t	0	-	-	-	-	-	-	-	memw(Rx++Mu)=Nt.new
1	0	1	0	1	1	1	1	1	0	1	x	x	x	x	x	P	P	u	1	0	t	t	t	0	-	-	-	-	-	-	-	memw(Rx++Mu:brev)=Nt.new

Field name	Description
ICLASS	Instruction Class
Type	Type
Parse	Packet/Loop parse bits
e5	Field to encode register e
s5	Field to encode register s
t3	Field to encode register t
u1	Field to encode register u
u5	Field to encode register u
x5	Field to encode register x
Amode	Amode
Type	Type
UN	Unsigned

Store new-value word conditionally

Store a 32-bit register in memory at the effective address.

This instruction is conditional based on a predicate value. If the predicate is true, the instruction is performed, otherwise it is treated as a NOP.

Syntax	Behavior
<pre>if ([!]Pv[.new]) memw (#u6) = Nt .new</pre>	<pre>apply_extension(#u); EA=#u; if ([!]Pv[.new][0]) { *EA = Nt [.new]; } else { NOP; }</pre>
<pre>if ([!]Pv[.new]) memw (Rs+#u6:2) = Nt .new</pre>	<pre>apply_extension(#u); EA=Rs+#u; if ([!]Pv[.new][0]) { *EA = Nt [.new]; } else { NOP; }</pre>
<pre>if ([!]Pv[.new]) memw (Rs+Ru<<#u2) = Nt .new</pre>	<pre>EA=Rs+(Ru<<#u); if ([!]Pv[.new][0]) { *EA = Nt [.new]; } else { NOP; }</pre>
<pre>if ([!]Pv[.new]) memw (Rx++#s4:2) = Nt .new</pre>	<pre>EA=Rx; if ([!]Pv[.new][0]){ Rx=Rx+#s; *EA = Nt [.new]; } else { NOP; }</pre>

Class: NV (slots 0)

Notes

- Forms of this instruction which use a new-value operand produced in the packet must execute on slot 0.
- This instruction can execute only in slot 0, even though it is an ST instruction.

Encoding

31	30	29	28	27	26	25	24	23	22	21	20	19	18	17	16	15	14	13	12	11	10	9	8	7	6	5	4	3	2	1	0	
ICLASS											s5					Parse			u5					t3								
0	0	1	1	0	1	0	0	1	0	1	s	s	s	s	s	P	P	i	u	u	u	u	u	i	v	v	1	0	t	t	t	if (Pv) memw(Rs+Ru<<#u2)=Nt.new
0	0	1	1	0	1	0	1	1	0	1	s	s	s	s	s	P	P	i	u	u	u	u	u	i	v	v	1	0	t	t	t	if (!Pv) memw(Rs+Ru<<#u2)=Nt.new
0	0	1	1	0	1	1	0	1	0	1	s	s	s	s	s	P	P	i	u	u	u	u	u	i	v	v	1	0	t	t	t	if (Pv.new) memw(Rs+Ru<<#u2)=Nt.new
0	0	1	1	0	1	1	1	1	0	1	s	s	s	s	s	P	P	i	u	u	u	u	u	i	v	v	1	0	t	t	t	if (!Pv.new) memw(Rs+Ru<<#u2)=Nt.new
ICLASS				Sense		PredNew		Type			s5					Parse			t3													
0	1	0	0	0	0	0	0	1	0	1	s	s	s	s	s	P	P	i	1	0	t	t	t	i	i	i	i	i	0	v	v	if (Pv) memw(Rs+#u6:2)=Nt.new
0	1	0	0	0	0	1	0	1	0	1	s	s	s	s	s	P	P	i	1	0	t	t	t	i	i	i	i	i	0	v	v	if (Pv.new) memw(Rs+#u6:2)=Nt.new
0	1	0	0	0	1	0	0	1	0	1	s	s	s	s	s	P	P	i	1	0	t	t	t	i	i	i	i	i	0	v	v	if (!Pv) memw(Rs+#u6:2)=Nt.new
0	1	0	0	0	1	1	0	1	0	1	s	s	s	s	s	P	P	i	1	0	t	t	t	i	i	i	i	i	0	v	v	if (!Pv.new) memw(Rs+#u6:2)=Nt.new
ICLASS				Amode			Type			UN	x5					Parse			t3													
1	0	1	0	1	0	1	1	1	0	1	x	x	x	x	x	P	P	1	1	0	t	t	t	0	i	i	i	i	0	v	v	if (Pv) memw(Rx++#s4:2)=Nt.new
1	0	1	0	1	0	1	1	1	0	1	x	x	x	x	x	P	P	1	1	0	t	t	t	0	i	i	i	i	1	v	v	if (!Pv) memw(Rx++#s4:2)=Nt.new
1	0	1	0	1	0	1	1	1	0	1	x	x	x	x	x	P	P	1	1	0	t	t	t	1	i	i	i	i	0	v	v	if (Pv.new) memw(Rx++#s4:2)=Nt.new
1	0	1	0	1	0	1	1	1	0	1	x	x	x	x	x	P	P	1	1	0	t	t	t	1	i	i	i	i	1	v	v	if (!Pv.new) memw(Rx++#s4:2)=Nt.new
ICLASS				Amode			Type			UN	Parse					t3																
1	0	1	0	1	1	1	1	1	0	1	-	-	-	i	i	P	P	0	1	0	t	t	t	1	i	i	i	i	0	v	v	if (Pv) memw(#u6)=Nt.new
1	0	1	0	1	1	1	1	1	0	1	-	-	-	i	i	P	P	0	1	0	t	t	t	1	i	i	i	i	1	v	v	if (!Pv) memw(#u6)=Nt.new
1	0	1	0	1	1	1	1	1	0	1	-	-	-	i	i	P	P	1	1	0	t	t	t	1	i	i	i	i	0	v	v	if (Pv.new) memw(#u6)=Nt.new
1	0	1	0	1	1	1	1	1	0	1	-	-	-	i	i	P	P	1	1	0	t	t	t	1	i	i	i	i	1	v	v	if (!Pv.new) memw(#u6)=Nt.new

Field name	Description
ICLASS	Instruction Class
Type	Type
PredNew	PredNew
Sense	Sense
Parse	Packet/Loop parse bits
s5	Field to encode register s
t3	Field to encode register t
u5	Field to encode register u
v2	Field to encode register v
x5	Field to encode register x

Field name	Description
Amode	Amode
Type	Type
UN	Unsigned

11.8 ST

The ST instruction class includes store instructions, used to store values in memory.

ST instructions are executable on slot 0 and slot 1.

Store doubleword

Store a 64-bit register pair in memory at the effective address.

Syntax	Behavior
<code>memd (Re=#U6) =Rtt</code>	<code>apply_extension(#U);</code> <code>EA=#U;</code> <code>*EA = Rtt;</code> <code>Re=#U;</code>
<code>memd (Rs+#s11:3) =Rtt</code>	<code>apply_extension(#s);</code> <code>EA=Rs+#s;</code> <code>*EA = Rtt;</code>
<code>memd (Rs+Ru<<#u2) =Rtt</code>	<code>EA=Rs+(Ru<<#u);</code> <code>*EA = Rtt;</code>
<code>memd (Ru<<#u2+#U6) =Rtt</code>	<code>apply_extension(#U);</code> <code>EA=#U+(Ru<<#u);</code> <code>*EA = Rtt;</code>
<code>memd (Rx++#s4:3) =Rtt</code>	<code>EA=Rx;</code> <code>Rx=Rx+#s;</code> <code>*EA = Rtt;</code>
<code>memd (Rx++#s4:3:circ (Mu)) =Rtt</code>	<code>EA=Rx;</code> <code>Rx=Rx=circ_add (Rx, #s, MuV);</code> <code>*EA = Rtt;</code>
<code>memd (Rx++I:circ (Mu)) =Rtt</code>	<code>EA=Rx;</code> <code>Rx=Rx=circ_add (Rx, I<<3, MuV);</code> <code>*EA = Rtt;</code>
<code>memd (Rx++Mu) =Rtt</code>	<code>EA=Rx;</code> <code>Rx=Rx+MuV;</code> <code>*EA = Rtt;</code>
<code>memd (Rx++Mu:brev) =Rtt</code>	<code>EA=Rx.h[1] brev (Rx.h[0]);</code> <code>Rx=Rx+MuV;</code> <code>*EA = Rtt;</code>
<code>memd (gp+#u16:3) =Rtt</code>	<code>apply_extension(#u);</code> <code>EA=(Constant_extended ? (0) : GP)+#u;</code> <code>*EA = Rtt;</code>

Class: ST (slots 0,1)**Intrinsics**

```
memd(Rx++#s4:3:circ(Mu))=Rtt
```

```
void Q6_memd_IMP_circ(void** StartAddress,
Word32 Is4_3, Word32 Mu, Word64 Rtt, void*
BaseAddress)
```

```
memd(Rx++I:circ(Mu))=Rtt
```

```
void Q6_memd_MP_circ(void** StartAddress, Word32
Mu, Word64 Rtt, void* BaseAddress)
```

Encoding

31	30	29	28	27	26	25	24	23	22	21	20	19	18	17	16	15	14	13	12	11	10	9	8	7	6	5	4	3	2	1	0		
ICLASS											s5					Parse		u5					t5										
0	0	1	1	1	0	1	1	1	1	0	s	s	s	s	s	P	P	i	u	u	u	u	u	i	-	-	t	t	t	t	t	memd(Rs+Ru<<#u2)=Rtt	
ICLASS				Type							s5					Parse		t5															
0	1	0	0	1	i	i	0	1	1	0	i	i	i	i	i	P	P	i	t	t	t	t	t	i	i	i	i	i	i	i	i	memd(gp+#u16:3)=Rtt	
ICLASS				Amode		Type		UN	s5					Parse		t5																	
1	0	1	0	0	i	i	1	1	1	0	s	s	s	s	s	P	P	i	t	t	t	t	t	i	i	i	i	i	i	i	i	memd(Rs+#s11:3)=Rtt	
ICLASS				Amode		Type		UN	x5					Parse		u1	t5																
1	0	1	0	1	0	0	1	1	1	0	x	x	x	x	x	P	P	u	t	t	t	t	t	0	-	-	-	-	-	1	-	memd(Rx++I:circ(Mu))=Rtt	
1	0	1	0	1	0	0	1	1	1	0	x	x	x	x	x	P	P	u	t	t	t	t	t	0	i	i	i	i	-	0	-	memd(Rx++#s4:3:circ(Mu))=Rtt	
ICLASS				Amode		Type		UN	e5					Parse		t5																	
1	0	1	0	1	0	1	1	1	1	0	e	e	e	e	e	P	P	0	t	t	t	t	t	1	-	l	l	l	l	l	l	l	memd(Re=#U6)=Rtt
ICLASS				Amode		Type		UN	x5					Parse		t5																	
1	0	1	0	1	0	1	1	1	1	0	x	x	x	x	x	P	P	0	t	t	t	t	t	0	i	i	i	i	-	0	-	memd(Rx++#s4:3)=Rtt	
ICLASS				Amode		Type		UN	u5					Parse		t5																	
1	0	1	0	1	1	0	1	1	1	0	u	u	u	u	u	P	P	i	t	t	t	t	t	1	i	l	l	l	l	l	l	l	memd(Ru<<#u2+#U6)=Rtt
ICLASS				Amode		Type		UN	x5					Parse		u1	t5																
1	0	1	0	1	1	0	1	1	1	0	x	x	x	x	x	P	P	u	t	t	t	t	t	0	-	-	-	-	-	-	-	-	memd(Rx++Mu)=Rtt
1	0	1	0	1	1	1	1	1	1	0	x	x	x	x	x	P	P	u	t	t	t	t	t	0	-	-	-	-	-	-	-	-	memd(Rx++Mu:brev)=Rtt

Field name	Description
ICLASS	Instruction Class
Type	Type
Parse	Packet/Loop parse bits
e5	Field to encode register e
s5	Field to encode register s
t5	Field to encode register t
u1	Field to encode register u
u5	Field to encode register u
x5	Field to encode register x

Field name	Description
Amode	Amode
Type	Type
UN	Unsigned

Store doubleword conditionally

Store a 64-bit register pair in memory at the effective address.

This instruction is conditional based on a predicate value. If the predicate is true, the instruction is performed, otherwise it is treated as a NOP.

Syntax

```
if ([!]Pv[.new]) memd(#u6)=Rtt
```

```
if ([!]Pv[.new])
memd(Rs+#u6:3)=Rtt
```

```
if ([!]Pv[.new])
memd(Rs+Ru<<#u2)=Rtt
```

```
if ([!]Pv[.new])
memd(Rx++#s4:3)=Rtt
```

Behavior

```
apply_extension(#u);
EA=#u;
if ([!]Pv[.new][0]) {
    *EA = Rtt;
} else {
    NOP;
}
```

```
apply_extension(#u);
EA=Rs+#u;
if ([!]Pv[.new][0]) {
    *EA = Rtt;
} else {
    NOP;
}
```

```
EA=Rs+(Ru<<#u);
if ([!]Pv[.new][0]) {
    *EA = Rtt;
} else {
    NOP;
}
```

```
EA=Rx;
if ([!]Pv[.new][0]){
    Rx=Rx+#s;
    *EA = Rtt;
} else {
    NOP;
}
```

Class: ST (slots 0,1)

Encoding

31	30	29	28	27	26	25	24	23	22	21	20	19	18	17	16	15	14	13	12	11	10	9	8	7	6	5	4	3	2	1	0	
ICLASS											s5					Parse		u5					t5									
0	0	1	1	0	1	0	0	1	1	0	s	s	s	s	s	P	P	i	u	u	u	u	u	i	v	v	t	t	t	t	t	if (Pv) memd(Rs+Ru<<#u2)=Rtt
0	0	1	1	0	1	0	1	1	1	0	s	s	s	s	s	P	P	i	u	u	u	u	u	i	v	v	t	t	t	t	t	if (!Pv) memd(Rs+Ru<<#u2)=Rtt
0	0	1	1	0	1	1	0	1	1	0	s	s	s	s	s	P	P	i	u	u	u	u	u	i	v	v	t	t	t	t	t	if (Pv.new) memd(Rs+Ru<<#u2)=Rtt
0	0	1	1	0	1	1	1	1	1	0	s	s	s	s	s	P	P	i	u	u	u	u	u	i	v	v	t	t	t	t	t	if (!Pv.new) memd(Rs+Ru<<#u2)=Rtt
ICLASS					Se ns e	Pr ed Ne w	Type				s5					Parse		t5														
0	1	0	0	0	0	0	0	1	1	0	s	s	s	s	s	P	P	i	t	t	t	t	t	i	i	i	i	i	0	v	v	if (Pv) memd(Rs+#u6:3)=Rtt

31	30	29	28	27	26	25	24	23	22	21	20	19	18	17	16	15	14	13	12	11	10	9	8	7	6	5	4	3	2	1	0	
0	1	0	0	0	0	1	0	1	1	0	s	s	s	s	s	P	P	i	t	t	t	t	t	i	i	i	i	i	0	v	v	if (Pv.new) memd(Rs+#u6:3)=Rtt
0	1	0	0	0	1	0	0	1	1	0	s	s	s	s	s	P	P	i	t	t	t	t	t	i	i	i	i	i	0	v	v	if (!Pv) memd(Rs+#u6:3)=Rtt
0	1	0	0	0	1	1	0	1	1	0	s	s	s	s	s	P	P	i	t	t	t	t	t	i	i	i	i	i	0	v	v	if (!Pv.new) memd(Rs+#u6:3)=Rtt
ICLASS			Amode			Type			UN	x5					Parse		t5															
1	0	1	0	1	0	1	1	1	1	0	x	x	x	x	x	P	P	1	t	t	t	t	t	0	i	i	i	i	0	v	v	if (Pv) memd(Rx++#s4:3)=Rtt
1	0	1	0	1	0	1	1	1	1	0	x	x	x	x	x	P	P	1	t	t	t	t	t	0	i	i	i	i	1	v	v	if (!Pv) memd(Rx++#s4:3)=Rtt
1	0	1	0	1	0	1	1	1	1	0	x	x	x	x	x	P	P	1	t	t	t	t	t	1	i	i	i	i	0	v	v	if (Pv.new) memd(Rx++#s4:3)=Rtt
1	0	1	0	1	0	1	1	1	1	0	x	x	x	x	x	P	P	1	t	t	t	t	t	1	i	i	i	i	1	v	v	if (!Pv.new) memd(Rx++#s4:3)=Rtt
ICLASS			Amode			Type			UN						Parse		t5															
1	0	1	0	1	1	1	1	1	1	0	-	-	-	i	i	P	P	0	t	t	t	t	t	1	i	i	i	i	0	v	v	if (Pv) memd(#u6)=Rtt
1	0	1	0	1	1	1	1	1	1	0	-	-	-	i	i	P	P	0	t	t	t	t	t	1	i	i	i	i	1	v	v	if (!Pv) memd(#u6)=Rtt
1	0	1	0	1	1	1	1	1	1	0	-	-	-	i	i	P	P	1	t	t	t	t	t	1	i	i	i	i	0	v	v	if (Pv.new) memd(#u6)=Rtt
1	0	1	0	1	1	1	1	1	1	0	-	-	-	i	i	P	P	1	t	t	t	t	t	1	i	i	i	i	1	v	v	if (!Pv.new) memd(#u6)=Rtt

Field name	Description
ICLASS	Instruction Class
Type	Type
PredNew	PredNew
Sense	Sense
Parse	Packet/Loop parse bits
s5	Field to encode register s
t5	Field to encode register t
u5	Field to encode register u
v2	Field to encode register v
x5	Field to encode register x
Amode	Amode
Type	Type
UN	Unsigned

Store byte

Store the least-significant byte in a source register at the effective address.

Syntax	Behavior
<code>memb (Re=#U6) =Rt</code>	<code>apply_extension (#U);</code> <code>EA=#U;</code> <code>*EA = Rt&0xff;</code> <code>Re=#U;</code>
<code>memb (Rs+#s11:0) =Rt</code>	<code>apply_extension (#s);</code> <code>EA=Rs+#s;</code> <code>*EA = Rt&0xff;</code>
<code>memb (Rs+#u6:0) =#S8</code>	<code>EA=Rs+#u;</code> <code>apply_extension (#S);</code> <code>*EA = #S;</code>
<code>memb (Rs+Ru<<#u2) =Rt</code>	<code>EA=Rs+ (Ru<<#u);</code> <code>*EA = Rt&0xff;</code>
<code>memb (Ru<<#u2+#U6) =Rt</code>	<code>apply_extension (#U);</code> <code>EA=#U+ (Ru<<#u);</code> <code>*EA = Rt&0xff;</code>
<code>memb (Rx++#s4:0) =Rt</code>	<code>EA=Rx;</code> <code>Rx=Rx+#s;</code> <code>*EA = Rt&0xff;</code>
<code>memb (Rx++#s4:0:circ (Mu)) =Rt</code>	<code>EA=Rx;</code> <code>Rx=Rx=circ_add (Rx, #s, MuV);</code> <code>*EA = Rt&0xff;</code>
<code>memb (Rx++I:circ (Mu)) =Rt</code>	<code>EA=Rx;</code> <code>Rx=Rx=circ_add (Rx, I<<0, MuV);</code> <code>*EA = Rt&0xff;</code>
<code>memb (Rx++Mu) =Rt</code>	<code>EA=Rx;</code> <code>Rx=Rx+MuV;</code> <code>*EA = Rt&0xff;</code>
<code>memb (Rx++Mu:brev) =Rt</code>	<code>EA=Rx.h[1] brev (Rx.h[0]);</code> <code>Rx=Rx+MuV;</code> <code>*EA = Rt&0xff;</code>
<code>memb (gp+#u16:0) =Rt</code>	<code>apply_extension (#u);</code> <code>EA=(Constant_extended ? (0) : GP)+#u;</code> <code>*EA = Rt&0xff;</code>

Class: ST (slots 0,1)

Intrinsics

<code>memb (Rx++#s4:0:circ (Mu)) =Rt</code>	<code>void Q6_memb_IMR_circ (void** StartAddress, Word32 Is4_0, Word32 Mu, Word32 Rt, void* BaseAddress)</code>
<code>memb (Rx++I:circ (Mu)) =Rt</code>	<code>void Q6_memb_MR_circ (void** StartAddress, Word32 Mu, Word32 Rt, void* BaseAddress)</code>

Encoding

31	30	29	28	27	26	25	24	23	22	21	20	19	18	17	16	15	14	13	12	11	10	9	8	7	6	5	4	3	2	1	0		
ICLASS											s5					Parse		u5					t5										
0	0	1	1	1	0	1	1	0	0	0	s	s	s	s	s	P	P	i	u	u	u	u	u	i	-	-	t	t	t	t	t	memb(Rs+Ru<<#u2)=Rt	
ICLASS											s5					Parse																	
0	0	1	1	1	1	0	-	-	0	0	s	s	s	s	s	P	P	i	i	i	i	i	i	i	i	i	i	i	i	i	i	memb(Rs+#u6:0)=#S8	
ICLASS				Type												Parse		t5															
0	1	0	0	1	i	i	0	0	0	0	i	i	i	i	i	P	P	i	t	t	t	t	t	t	i	i	i	i	i	i	i	memb(gp+#u16:0)=Rt	
ICLASS				Amode		Type		UN	s5					Parse		t5																	
1	0	1	0	0	i	i	1	0	0	0	s	s	s	s	s	P	P	i	t	t	t	t	t	t	i	i	i	i	i	i	i	memb(Rs+#s11:0)=Rt	
ICLASS				Amode		Type		UN	x5					Parse		u1	t5																
1	0	1	0	1	0	0	1	0	0	0	x	x	x	x	x	P	P	u	t	t	t	t	t	t	0	-	-	-	-	-	1	-	memb(Rx++l:circ(Mu))=Rt
1	0	1	0	1	0	0	1	0	0	0	x	x	x	x	x	P	P	u	t	t	t	t	t	t	0	i	i	i	i	-	0	-	memb(Rx++#s4:0:circ(Mu))=Rt
ICLASS				Amode		Type		UN	e5					Parse		t5																	
1	0	1	0	1	0	1	1	0	0	0	e	e	e	e	e	P	P	0	t	t	t	t	t	t	1	-	i	i	i	i	i	i	memb(Re=#U6)=Rt
ICLASS				Amode		Type		UN	x5					Parse		t5																	
1	0	1	0	1	0	1	1	0	0	0	x	x	x	x	x	P	P	0	t	t	t	t	t	t	0	i	i	i	i	-	0	-	memb(Rx++#s4:0)=Rt
ICLASS				Amode		Type		UN	u5					Parse		t5																	
1	0	1	0	1	1	0	1	0	0	0	u	u	u	u	u	P	P	i	t	t	t	t	t	t	1	i	i	i	i	i	i	i	memb(Ru<<#u2+#U6)=Rt
ICLASS				Amode		Type		UN	x5					Parse		u1	t5																
1	0	1	0	1	1	0	1	0	0	0	x	x	x	x	x	P	P	u	t	t	t	t	t	t	0	-	-	-	-	-	-	-	memb(Rx++Mu)=Rt
1	0	1	0	1	1	1	1	0	0	0	x	x	x	x	x	P	P	u	t	t	t	t	t	t	0	-	-	-	-	-	-	-	memb(Rx++Mu:brev)=Rt

Field name	Description
ICLASS	Instruction Class
Type	Type
Parse	Packet/Loop parse bits
e5	Field to encode register e
s5	Field to encode register s
t5	Field to encode register t
u1	Field to encode register u
u5	Field to encode register u
x5	Field to encode register x
Amode	Amode
Type	Type
UN	Unsigned

Store byte conditionally

Store the least-significant byte in a source register at the effective address.

This instruction is conditional based on a predicate value. If the predicate is true, the instruction is performed, otherwise it is treated as a NOP.

Syntax	Behavior
<code>if ([!]Pv[.new]) memb(#u6)=Rt</code>	<pre> apply_extension(#u); EA=#u; if ([!]Pv[.new][0]) { *EA = Rt&0xff; } else { NOP; } </pre>
<code>if ([!]Pv[.new]) memb(Rs+#u6:0)=#S6</code>	<pre> EA=Rs+#u; if ([!]Pv[.new][0]){ apply_extension(#S); *EA = #S; } else { NOP; } </pre>
<code>if ([!]Pv[.new]) memb(Rs+#u6:0)=Rt</code>	<pre> apply_extension(#u); EA=Rs+#u; if ([!]Pv[.new][0]) { *EA = Rt&0xff; } else { NOP; } </pre>
<code>if ([!]Pv[.new]) memb(Rs+Ru<<#u2)=Rt</code>	<pre> EA=Rs+(Ru<<#u); if ([!]Pv[.new][0]) { *EA = Rt&0xff; } else { NOP; } </pre>
<code>if ([!]Pv[.new]) memb(Rx++#s4:0)=Rt</code>	<pre> EA=Rx; if ([!]Pv[.new][0]){ Rx=Rx+#s; *EA = Rt&0xff; } else { NOP; } </pre>

Class: ST (slots 0,1)

Encoding

31	30	29	28	27	26	25	24	23	22	21	20	19	18	17	16	15	14	13	12	11	10	9	8	7	6	5	4	3	2	1	0			
ICLASS											s5					Parse		u5					t5											
0	0	1	1	0	1	0	0	0	0	0	s	s	s	s	s	P	P	i	u	u	u	u	u	i	v	v	t	t	t	t	t	if (Pv) memb(Rs+Ru<<#u2)=Rt		
0	0	1	1	0	1	0	1	0	0	0	s	s	s	s	s	P	P	i	u	u	u	u	u	i	v	v	t	t	t	t	t	if (!Pv) memb(Rs+Ru<<#u2)=Rt		
0	0	1	1	0	1	1	0	0	0	0	s	s	s	s	s	P	P	i	u	u	u	u	u	i	v	v	t	t	t	t	t	if (Pv.new) memb(Rs+Ru<<#u2)=Rt		
0	0	1	1	0	1	1	1	0	0	0	s	s	s	s	s	P	P	i	u	u	u	u	u	i	v	v	t	t	t	t	t	if (!Pv.new) memb(Rs+Ru<<#u2)=Rt		
ICLASS											s5					Parse																		
0	0	1	1	1	0	0	0	0	0	0	s	s	s	s	s	P	P	i	i	i	i	i	i	v	v	i	i	i	i	i	i	if (Pv) memb(Rs+#u6:0)=#S6		
0	0	1	1	1	0	0	0	1	0	0	s	s	s	s	s	P	P	i	i	i	i	i	i	v	v	i	i	i	i	i	i	if (!Pv) memb(Rs+#u6:0)=#S6		
0	0	1	1	1	0	0	1	0	0	0	s	s	s	s	s	P	P	i	i	i	i	i	i	v	v	i	i	i	i	i	i	if (Pv.new) memb(Rs+#u6:0)=#S6		
0	0	1	1	1	0	0	1	1	0	0	s	s	s	s	s	P	P	i	i	i	i	i	i	v	v	i	i	i	i	i	i	if (!Pv.new) memb(Rs+#u6:0)=#S6		
ICLASS					Sense		PredNew		Type		s5					Parse		t5																
0	1	0	0	0	0	0	0	0	0	0	s	s	s	s	s	P	P	i	t	t	t	t	t	t	t	i	i	i	i	i	0	v	v	if (Pv) memb(Rs+#u6:0)=Rt
0	1	0	0	0	0	0	1	0	0	0	s	s	s	s	s	P	P	i	t	t	t	t	t	t	t	i	i	i	i	i	0	v	v	if (Pv.new) memb(Rs+#u6:0)=Rt
0	1	0	0	0	1	0	0	0	0	0	s	s	s	s	s	P	P	i	t	t	t	t	t	t	t	i	i	i	i	i	0	v	v	if (!Pv) memb(Rs+#u6:0)=Rt
0	1	0	0	0	1	1	0	0	0	0	s	s	s	s	s	P	P	i	t	t	t	t	t	t	t	i	i	i	i	i	0	v	v	if (!Pv.new) memb(Rs+#u6:0)=Rt
ICLASS				Amode			Type		UN	x5					Parse		t5																	
1	0	1	0	1	0	1	1	0	0	0	x	x	x	x	x	P	P	1	t	t	t	t	t	t	0	i	i	i	i	0	v	v	if (Pv) memb(Rx++#s4:0)=Rt	
1	0	1	0	1	0	1	1	0	0	0	x	x	x	x	x	P	P	1	t	t	t	t	t	t	0	i	i	i	i	1	v	v	if (!Pv) memb(Rx++#s4:0)=Rt	
1	0	1	0	1	0	1	1	0	0	0	x	x	x	x	x	P	P	1	t	t	t	t	t	1	i	i	i	i	0	v	v	if (Pv.new) memb(Rx++#s4:0)=Rt		
1	0	1	0	1	0	1	1	0	0	0	x	x	x	x	x	P	P	1	t	t	t	t	t	1	i	i	i	i	1	v	v	if (!Pv.new) memb(Rx++#s4:0)=Rt		
ICLASS				Amode			Type		UN						Parse		t5																	
1	0	1	0	1	1	1	1	0	0	0	-	-	-	i	i	P	P	0	t	t	t	t	t	1	i	i	i	i	0	v	v	if (Pv) memb(#u6)=Rt		
1	0	1	0	1	1	1	1	0	0	0	-	-	-	i	i	P	P	0	t	t	t	t	t	1	i	i	i	i	1	v	v	if (!Pv) memb(#u6)=Rt		
1	0	1	0	1	1	1	1	0	0	0	-	-	-	i	i	P	P	1	t	t	t	t	t	1	i	i	i	i	0	v	v	if (Pv.new) memb(#u6)=Rt		
1	0	1	0	1	1	1	1	0	0	0	-	-	-	i	i	P	P	1	t	t	t	t	t	1	i	i	i	i	1	v	v	if (!Pv.new) memb(#u6)=Rt		

Field name	Description
ICLASS	Instruction Class
Type	Type
PredNew	PredNew
Sense	Sense
Parse	Packet/Loop parse bits

Field name	Description
s5	Field to encode register s
t5	Field to encode register t
u5	Field to encode register u
v2	Field to encode register v
x5	Field to encode register x
Amode	Amode
Type	Type
UN	Unsigned

Store halfword

Store the upper or lower 16-bits of a source register at the effective address.

Syntax	Behavior
<code>memh (Re=#U6) =Rt .H</code>	<code>apply_extension (#U) ; EA=#U; *EA = Rt.h[1] ; Re=#U;</code>
<code>memh (Re=#U6) =Rt</code>	<code>apply_extension (#U) ; EA=#U; *EA = Rt.h[0] ; Re=#U;</code>
<code>memh (Rs+#s11:1) =Rt .H</code>	<code>apply_extension (#s) ; EA=Rs+#s; *EA = Rt.h[1] ;</code>
<code>memh (Rs+#s11:1) =Rt</code>	<code>apply_extension (#s) ; EA=Rs+#s; *EA = Rt.h[0] ;</code>
<code>memh (Rs+#u6:1) =#S8</code>	<code>EA=Rs+#u; apply_extension (#S) ; *EA = #S;</code>
<code>memh (Rs+Ru<<#u2) =Rt .H</code>	<code>EA=Rs+ (Ru<<#u) ; *EA = Rt.h[1] ;</code>
<code>memh (Rs+Ru<<#u2) =Rt</code>	<code>EA=Rs+ (Ru<<#u) ; *EA = Rt.h[0] ;</code>
<code>memh (Ru<<#u2+#U6) =Rt .H</code>	<code>apply_extension (#U) ; EA=#U+ (Ru<<#u) ; *EA = Rt.h[1] ;</code>
<code>memh (Ru<<#u2+#U6) =Rt</code>	<code>apply_extension (#U) ; EA=#U+ (Ru<<#u) ; *EA = Rt.h[0] ;</code>
<code>memh (Rx++#s4:1) =Rt .H</code>	<code>EA=Rx; Rx=Rx+#s; *EA = Rt.h[1] ;</code>
<code>memh (Rx++#s4:1) =Rt</code>	<code>EA=Rx; Rx=Rx+#s; *EA = Rt.h[0] ;</code>
<code>memh (Rx++#s4:1:circ (Mu)) =Rt .H</code>	<code>EA=Rx; Rx=Rx=circ_add (Rx, #s, MuV) ; *EA = Rt.h[1] ;</code>
<code>memh (Rx++#s4:1:circ (Mu)) =Rt</code>	<code>EA=Rx; Rx=Rx=circ_add (Rx, #s, MuV) ; *EA = Rt.h[0] ;</code>
<code>memh (Rx++I:circ (Mu)) =Rt .H</code>	<code>EA=Rx; Rx=Rx=circ_add (Rx, I<<1, MuV) ; *EA = Rt.h[1] ;</code>
<code>memh (Rx++I:circ (Mu)) =Rt</code>	<code>EA=Rx; Rx=Rx=circ_add (Rx, I<<1, MuV) ; *EA = Rt.h[0] ;</code>

Syntax	Behavior
<code>memh (Rx++Mu) =Rt .H</code>	<code>EA=Rx;</code> <code>Rx=Rx+MuV;</code> <code>*EA = Rt.h[1];</code>
<code>memh (Rx++Mu) =Rt</code>	<code>EA=Rx;</code> <code>Rx=Rx+MuV;</code> <code>*EA = Rt.h[0];</code>
<code>memh (Rx++Mu:brev) =Rt .H</code>	<code>EA=Rx.h[1] brev (Rx.h[0]);</code> <code>Rx=Rx+MuV;</code> <code>*EA = Rt.h[1];</code>
<code>memh (Rx++Mu:brev) =Rt</code>	<code>EA=Rx.h[1] brev (Rx.h[0]);</code> <code>Rx=Rx+MuV;</code> <code>*EA = Rt.h[0];</code>
<code>memh (gp+#u16:1) =Rt .H</code>	<code>apply_extension(#u);</code> <code>EA=(Constant_extended ? (0) : GP)+#u;</code> <code>*EA = Rt.h[1];</code>
<code>memh (gp+#u16:1) =Rt</code>	<code>apply_extension(#u);</code> <code>EA=(Constant_extended ? (0) : GP)+#u;</code> <code>*EA = Rt.h[0];</code>

Class: ST (slots 0,1)

Intrinsics

<code>memh (Rx++#s4:1:circ (Mu)) =Rt .H</code>	<code>void Q6_memh_IMRh_circ(void** StartAddress, Word32 Is4_1, Word32 Mu, Word32 Rt, void* BaseAddress)</code>
<code>memh (Rx++#s4:1:circ (Mu)) =Rt</code>	<code>void Q6_memh_IMR_circ(void** StartAddress, Word32 Is4_1, Word32 Mu, Word32 Rt, void* BaseAddress)</code>
<code>memh (Rx++I:circ (Mu)) =Rt .H</code>	<code>void Q6_memh_MRh_circ(void** StartAddress, Word32 Mu, Word32 Rt, void* BaseAddress)</code>
<code>memh (Rx++I:circ (Mu)) =Rt</code>	<code>void Q6_memh_MR_circ(void** StartAddress, Word32 Mu, Word32 Rt, void* BaseAddress)</code>

Encoding

31	30	29	28	27	26	25	24	23	22	21	20	19	18	17	16	15	14	13	12	11	10	9	8	7	6	5	4	3	2	1	0		
ICLASS											s5					Parse		u5					t5										
0	0	1	1	1	0	1	1	0	1	0	s	s	s	s	s	P	P	i	u	u	u	u	u	i	-	-	t	t	t	t	t	memh(Rs+Ru<<#u2)=Rt	
0	0	1	1	1	0	1	1	0	1	1	s	s	s	s	s	P	P	i	u	u	u	u	u	i	-	-	t	t	t	t	t	memh(Rs+Ru<<#u2)=Rt.H	
ICLASS											s5					Parse																	
0	0	1	1	1	1	0	-	-	0	1	s	s	s	s	s	P	P	i	i	i	i	i	i	i	i	i	i	i	i	i	i	memh(Rs+#u6:1)=#S8	
ICLASS				Type												Parse		t5															
0	1	0	0	1	i	i	0	0	1	0	i	i	i	i	i	P	P	i	t	t	t	t	t	t	i	i	i	i	i	i	i	i	memh(gp+#u16:1)=Rt
0	1	0	0	1	i	i	0	0	1	1	i	i	i	i	i	P	P	i	t	t	t	t	t	t	i	i	i	i	i	i	i	i	memh(gp+#u16:1)=Rt.H
ICLASS				Amode		Type		UN	s5					Parse		t5																	
1	0	1	0	0	i	i	1	0	1	0	s	s	s	s	s	P	P	i	t	t	t	t	t	t	i	i	i	i	i	i	i	i	memh(Rs+#s11:1)=Rt
1	0	1	0	0	i	i	1	0	1	1	s	s	s	s	s	P	P	i	t	t	t	t	t	t	i	i	i	i	i	i	i	i	memh(Rs+#s11:1)=Rt.H

31	30	29	28	27	26	25	24	23	22	21	20	19	18	17	16	15	14	13	12	11	10	9	8	7	6	5	4	3	2	1	0		
ICLASS			Amode			Type			UN	x5					Parse		u1	t5															
1	0	1	0	1	0	0	1	0	1	0	x	x	x	x	x	P	P	u	t	t	t	t	t	0	-	-	-	-	-	1	-	memh(Rx++l:circ(Mu))=Rt	
1	0	1	0	1	0	0	1	0	1	0	x	x	x	x	x	P	P	u	t	t	t	t	t	0	i	i	i	i	-	0	-	memh(Rx++#s4:1:circ(Mu))=Rt	
1	0	1	0	1	0	0	1	0	1	1	x	x	x	x	x	P	P	u	t	t	t	t	t	0	-	-	-	-	-	1	-	memh(Rx++l:circ(Mu))=Rt.H	
1	0	1	0	1	0	0	1	0	1	1	x	x	x	x	x	P	P	u	t	t	t	t	t	0	i	i	i	i	-	0	-	memh(Rx++#s4:1:circ(Mu))=Rt.H	
ICLASS			Amode			Type			UN	e5					Parse		t5																
1	0	1	0	1	0	1	1	0	1	0	e	e	e	e	e	P	P	0	t	t	t	t	t	1	-	l	l	l	l	l	l	l	memh(Re=#U6)=Rt
ICLASS			Amode			Type			UN	x5					Parse		t5																
1	0	1	0	1	0	1	1	0	1	0	x	x	x	x	x	P	P	0	t	t	t	t	t	0	i	i	i	i	-	0	-	memh(Rx++#s4:1)=Rt	
ICLASS			Amode			Type			UN	e5					Parse		t5																
1	0	1	0	1	0	1	1	0	1	1	e	e	e	e	e	P	P	0	t	t	t	t	t	1	-	l	l	l	l	l	l	l	memh(Re=#U6)=Rt.H
ICLASS			Amode			Type			UN	x5					Parse		t5																
1	0	1	0	1	0	1	1	0	1	1	x	x	x	x	x	P	P	0	t	t	t	t	t	0	i	i	i	i	-	0	-	memh(Rx++#s4:1)=Rt.H	
ICLASS			Amode			Type			UN	u5					Parse		t5																
1	0	1	0	1	1	0	1	0	1	0	u	u	u	u	u	P	P	i	t	t	t	t	t	1	i	l	l	l	l	l	l	l	memh(Ru<<#u2+#U6)=Rt
ICLASS			Amode			Type			UN	x5					Parse		u1	t5															
1	0	1	0	1	1	0	1	0	1	0	x	x	x	x	x	P	P	u	t	t	t	t	t	0	-	-	-	-	-	-	-	-	memh(Rx++Mu)=Rt
ICLASS			Amode			Type			UN	u5					Parse		t5																
1	0	1	0	1	1	0	1	0	1	1	u	u	u	u	u	P	P	i	t	t	t	t	t	1	i	l	l	l	l	l	l	l	memh(Ru<<#u2+#U6)=Rt.H
ICLASS			Amode			Type			UN	x5					Parse		u1	t5															
1	0	1	0	1	1	0	1	0	1	1	x	x	x	x	x	P	P	u	t	t	t	t	t	0	-	-	-	-	-	-	-	-	memh(Rx++Mu)=Rt.H
1	0	1	0	1	1	1	1	0	1	0	x	x	x	x	x	P	P	u	t	t	t	t	t	0	-	-	-	-	-	-	-	-	memh(Rx++Mu:brev)=Rt
1	0	1	0	1	1	1	1	0	1	1	x	x	x	x	x	P	P	u	t	t	t	t	t	0	-	-	-	-	-	-	-	-	memh(Rx++Mu:brev)=Rt.H

Field name	Description
ICLASS	Instruction Class
Type	Type
Parse	Packet/Loop parse bits
e5	Field to encode register e
s5	Field to encode register s
t5	Field to encode register t
u1	Field to encode register u
u5	Field to encode register u
x5	Field to encode register x
Amode	Amode
Type	Type
UN	Unsigned

Store halfword conditionally

Store the upper or lower 16-bits of a source register in memory at the effective address.

This instruction is conditional based on a predicate value. If the predicate is true, the instruction is performed, otherwise it is treated as a NOP.

Syntax	Behavior
<code>if ([!]Pv[.new]) memh(#u6)=Rt.H</code>	<pre> apply_extension(#u); EA=#u; if ([!]Pv[.new][0]) { *EA = Rt.h[1]; } else { NOP; } </pre>
<code>if ([!]Pv[.new]) memh(#u6)=Rt</code>	<pre> apply_extension(#u); EA=#u; if ([!]Pv[.new][0]) { *EA = Rt.h[0]; } else { NOP; } </pre>
<code>if ([!]Pv[.new]) memh(Rs+#u6:1)=#S6</code>	<pre> EA=Rs+#u; if ([!]Pv[.new][0]){ apply_extension(#S); *EA = #S; } else { NOP; } </pre>
<code>if ([!]Pv[.new]) memh(Rs+#u6:1)=Rt.H</code>	<pre> apply_extension(#u); EA=Rs+#u; if ([!]Pv[.new][0]) { *EA = Rt.h[1]; } else { NOP; } </pre>
<code>if ([!]Pv[.new]) memh(Rs+#u6:1)=Rt</code>	<pre> apply_extension(#u); EA=Rs+#u; if ([!]Pv[.new][0]) { *EA = Rt.h[0]; } else { NOP; } </pre>
<code>if ([!]Pv[.new]) memh(Rs+Ru<<#u2)=Rt.H</code>	<pre> EA=Rs+(Ru<<#u); if ([!]Pv[.new][0]) { *EA = Rt.h[1]; } else { NOP; } </pre>
<code>if ([!]Pv[.new]) memh(Rs+Ru<<#u2)=Rt</code>	<pre> EA=Rs+(Ru<<#u); if ([!]Pv[.new][0]) { *EA = Rt.h[0]; } else { NOP; } </pre>

Syntax

```
if ([!]Pv[.new])
memh(Rx++#s4:1)=Rt.H
```

```
if ([!]Pv[.new])
memh(Rx++#s4:1)=Rt
```

Behavior

```
EA=Rx;
if ([!]Pv[.new][0]){
    Rx=Rx+#s;
    *EA = Rt.h[1];
} else {
    NOP;
}
```

```
EA=Rx;
if ([!]Pv[#s][0]){
    Rx=Rx+#s;
    *EA = Rt.h[0];
} else {
    NOP;
}
```

Class: ST (slots 0,1)

Encoding

31	30	29	28	27	26	25	24	23	22	21	20	19	18	17	16	15	14	13	12	11	10	9	8	7	6	5	4	3	2	1	0		
ICLASS											s5					Parse		u5					t5										
0	0	1	1	0	1	0	0	0	1	0	s	s	s	s	s	P	P	i	u	u	u	u	u	i	v	v	t	t	t	t	t	if (Pv) memh(Rs+Ru<<#u2)=Rt	
0	0	1	1	0	1	0	0	0	1	1	s	s	s	s	s	P	P	i	u	u	u	u	u	i	v	v	t	t	t	t	t	if (Pv) memh(Rs+Ru<<#u2)=Rt.H	
0	0	1	1	0	1	0	1	0	1	0	s	s	s	s	s	P	P	i	u	u	u	u	u	i	v	v	t	t	t	t	t	if (!Pv) memh(Rs+Ru<<#u2)=Rt	
0	0	1	1	0	1	0	1	0	1	1	s	s	s	s	s	P	P	i	u	u	u	u	u	i	v	v	t	t	t	t	t	if (!Pv) memh(Rs+Ru<<#u2)=Rt.H	
0	0	1	1	0	1	1	0	0	1	0	s	s	s	s	s	P	P	i	u	u	u	u	u	i	v	v	t	t	t	t	t	if (Pv.new) memh(Rs+Ru<<#u2)=Rt	
0	0	1	1	0	1	1	0	0	1	1	s	s	s	s	s	P	P	i	u	u	u	u	u	i	v	v	t	t	t	t	t	if (Pv.new) memh(Rs+Ru<<#u2)=Rt.H	
0	0	1	1	0	1	1	1	0	1	0	s	s	s	s	s	P	P	i	u	u	u	u	u	i	v	v	t	t	t	t	t	if (!Pv.new) memh(Rs+Ru<<#u2)=Rt	
0	0	1	1	0	1	1	1	0	1	1	s	s	s	s	s	P	P	i	u	u	u	u	u	i	v	v	t	t	t	t	t	if (!Pv.new) memh(Rs+Ru<<#u2)=Rt.H	
ICLASS											s5					Parse																	
0	0	1	1	1	0	0	0	0	0	1	s	s	s	s	s	P	P	i	i	i	i	i	i	v	v	i	i	i	i	i	i	if (Pv) memh(Rs+#u6:1)=#S6	
0	0	1	1	1	0	0	0	1	0	1	s	s	s	s	s	P	P	i	i	i	i	i	i	v	v	i	i	i	i	i	i	if (!Pv) memh(Rs+#u6:1)=#S6	
0	0	1	1	1	0	0	1	0	0	1	s	s	s	s	s	P	P	i	i	i	i	i	i	v	v	i	i	i	i	i	i	if (Pv.new) memh(Rs+#u6:1)=#S6	
0	0	1	1	1	0	0	1	1	0	1	s	s	s	s	s	P	P	i	i	i	i	i	i	v	v	i	i	i	i	i	i	if (!Pv.new) memh(Rs+#u6:1)=#S6	
ICLASS		Se ns e		Pr ed Ne w		Type					s5					Parse		t5															
0	1	0	0	0	0	0	0	0	1	0	s	s	s	s	s	P	P	i	t	t	t	t	t	i	i	i	i	i	i	0	v	v	if (Pv) memh(Rs+#u6:1)=Rt
0	1	0	0	0	0	0	0	0	1	1	s	s	s	s	s	P	P	i	t	t	t	t	t	i	i	i	i	i	i	0	v	v	if (Pv) memh(Rs+#u6:1)=Rt.H
0	1	0	0	0	0	1	0	0	1	0	s	s	s	s	s	P	P	i	t	t	t	t	t	i	i	i	i	i	i	0	v	v	if (Pv.new) memh(Rs+#u6:1)=Rt
0	1	0	0	0	0	1	0	0	1	1	s	s	s	s	s	P	P	i	t	t	t	t	t	i	i	i	i	i	i	0	v	v	if (Pv.new) memh(Rs+#u6:1)=Rt.H
0	1	0	0	0	1	0	0	0	1	0	s	s	s	s	s	P	P	i	t	t	t	t	t	i	i	i	i	i	i	0	v	v	if (!Pv) memh(Rs+#u6:1)=Rt

31	30	29	28	27	26	25	24	23	22	21	20	19	18	17	16	15	14	13	12	11	10	9	8	7	6	5	4	3	2	1	0		
0	1	0	0	0	1	0	0	0	1	1	s	s	s	s	s	P	P	i	t	t	t	t	t	t	i	i	i	i	0	v	v	if (!Pv) memh(Rs+#u6:1)=Rt.H	
0	1	0	0	0	1	1	0	0	1	0	s	s	s	s	s	P	P	i	t	t	t	t	t	t	i	i	i	i	0	v	v	if (!Pv.new) memh(Rs+#u6:1)=Rt	
0	1	0	0	0	1	1	0	0	1	1	s	s	s	s	s	P	P	i	t	t	t	t	t	t	i	i	i	i	0	v	v	if (!Pv.new) memh(Rs+#u6:1)=Rt.H	
ICLASS		Amode		Type		UN	x5					Parse		t5																			
1	0	1	0	1	0	1	1	0	1	0	x	x	x	x	x	P	P	1	t	t	t	t	t	t	0	i	i	i	i	0	v	v	if (Pv) memh(Rx+++s4:1)=Rt
1	0	1	0	1	0	1	1	0	1	0	x	x	x	x	x	P	P	1	t	t	t	t	t	t	0	i	i	i	i	1	v	v	if (!Pv) memh(Rx+++s4:1)=Rt
1	0	1	0	1	0	1	1	0	1	0	x	x	x	x	x	P	P	1	t	t	t	t	t	t	1	i	i	i	i	0	v	v	if (Pv.new) memh(Rx+++s4:1)=Rt
1	0	1	0	1	0	1	1	0	1	0	x	x	x	x	x	P	P	1	t	t	t	t	t	t	1	i	i	i	i	1	v	v	if (!Pv.new) memh(Rx+++s4:1)=Rt
1	0	1	0	1	0	1	1	0	1	1	x	x	x	x	x	P	P	1	t	t	t	t	t	t	0	i	i	i	i	0	v	v	if (Pv) memh(Rx+++s4:1)=Rt.H
1	0	1	0	1	0	1	1	0	1	1	x	x	x	x	x	P	P	1	t	t	t	t	t	t	0	i	i	i	i	1	v	v	if (!Pv) memh(Rx+++s4:1)=Rt.H
1	0	1	0	1	0	1	1	0	1	1	x	x	x	x	x	P	P	1	t	t	t	t	t	t	1	i	i	i	i	0	v	v	if (Pv.new) memh(Rx+++s4:1)=Rt.H
1	0	1	0	1	0	1	1	0	1	1	x	x	x	x	x	P	P	1	t	t	t	t	t	t	1	i	i	i	i	1	v	v	if (!Pv.new) memh(Rx+++s4:1)=Rt.H
ICLASS		Amode		Type		UN						Parse		t5																			
1	0	1	0	1	1	1	1	0	1	0	-	-	-	i	i	P	P	0	t	t	t	t	t	t	1	i	i	i	i	0	v	v	if (Pv) memh(#u6)=Rt
1	0	1	0	1	1	1	1	0	1	0	-	-	-	i	i	P	P	0	t	t	t	t	t	t	1	i	i	i	i	1	v	v	if (!Pv) memh(#u6)=Rt
1	0	1	0	1	1	1	1	0	1	0	-	-	-	i	i	P	P	1	t	t	t	t	t	t	1	i	i	i	i	0	v	v	if (Pv.new) memh(#u6)=Rt
1	0	1	0	1	1	1	1	0	1	0	-	-	-	i	i	P	P	1	t	t	t	t	t	t	1	i	i	i	i	1	v	v	if (!Pv.new) memh(#u6)=Rt
1	0	1	0	1	1	1	1	0	1	1	-	-	-	i	i	P	P	0	t	t	t	t	t	t	1	i	i	i	i	0	v	v	if (Pv) memh(#u6)=Rt.H
1	0	1	0	1	1	1	1	0	1	1	-	-	-	i	i	P	P	0	t	t	t	t	t	t	1	i	i	i	i	1	v	v	if (!Pv) memh(#u6)=Rt.H
1	0	1	0	1	1	1	1	0	1	1	-	-	-	i	i	P	P	1	t	t	t	t	t	t	1	i	i	i	i	0	v	v	if (Pv.new) memh(#u6)=Rt.H
1	0	1	0	1	1	1	1	0	1	1	-	-	-	i	i	P	P	1	t	t	t	t	t	t	1	i	i	i	i	1	v	v	if (!Pv.new) memh(#u6)=Rt.H

Field name	Description
ICLASS	Instruction Class
Type	Type
PredNew	PredNew
Sense	Sense
Parse	Packet/Loop parse bits
s5	Field to encode register s
t5	Field to encode register t
u5	Field to encode register u
v2	Field to encode register v
x5	Field to encode register x
Amode	Amode
Type	Type
UN	Unsigned

Store word

Store a 32-bit register in memory at the effective address.

Syntax	Behavior
<code>memw (Re=#U6) =Rt</code>	<code>apply_extension (#U);</code> <code>EA=#U;</code> <code>*EA = Rt;</code> <code>Re=#U;</code>
<code>memw (Rs+#s11:2) =Rt</code>	<code>apply_extension (#s);</code> <code>EA=Rs+#s;</code> <code>*EA = Rt;</code>
<code>memw (Rs+#u6:2) =#S8</code>	<code>EA=Rs+#u;</code> <code>apply_extension (#S);</code> <code>*EA = #S;</code>
<code>memw (Rs+Ru<<#u2) =Rt</code>	<code>EA=Rs+ (Ru<<#u);</code> <code>*EA = Rt;</code>
<code>memw (Ru<<#u2+#U6) =Rt</code>	<code>apply_extension (#U);</code> <code>EA=#U+ (Ru<<#u);</code> <code>*EA = Rt;</code>
<code>memw (Rx++#s4:2) =Rt</code>	<code>EA=Rx;</code> <code>Rx=Rx+#s;</code> <code>*EA = Rt;</code>
<code>memw (Rx++#s4:2:circ (Mu)) =Rt</code>	<code>EA=Rx;</code> <code>Rx=Rx=circ_add (Rx, #s, MuV);</code> <code>*EA = Rt;</code>
<code>memw (Rx++I:circ (Mu)) =Rt</code>	<code>EA=Rx;</code> <code>Rx=Rx=circ_add (Rx, I<<2, MuV);</code> <code>*EA = Rt;</code>
<code>memw (Rx++Mu) =Rt</code>	<code>EA=Rx;</code> <code>Rx=Rx+MuV;</code> <code>*EA = Rt;</code>
<code>memw (Rx++Mu:brev) =Rt</code>	<code>EA=Rx.h[1] brev (Rx.h[0]);</code> <code>Rx=Rx+MuV;</code> <code>*EA = Rt;</code>
<code>memw (gp+#u16:2) =Rt</code>	<code>apply_extension (#u);</code> <code>EA=(Constant_extended ? (0) : GP)+#u;</code> <code>*EA = Rt;</code>

Class: ST (slots 0,1)

Intrinsics

<code>memw (Rx++#s4:2:circ (Mu)) =Rt</code>	<code>void Q6_memw_IMR_circ (void** StartAddress, Word32 Is4_2, Word32 Mu, Word32 Rt, void* BaseAddress)</code>
<code>memw (Rx++I:circ (Mu)) =Rt</code>	<code>void Q6_memw_MR_circ (void** StartAddress, Word32 Mu, Word32 Rt, void* BaseAddress)</code>

Encoding

31	30	29	28	27	26	25	24	23	22	21	20	19	18	17	16	15	14	13	12	11	10	9	8	7	6	5	4	3	2	1	0				
ICLASS											s5					Parse		u5					t5												
0	0	1	1	1	0	1	1	1	0	0	s	s	s	s	s	P	P	i	u	u	u	u	u	i	-	-	t	t	t	t	t	memw(Rs+Ru<<#u2)=Rt			
ICLASS											s5					Parse																			
0	0	1	1	1	1	0	-	-	1	0	s	s	s	s	s	P	P	i	i	i	i	i	i	i	i	i	i	i	i	i	i	memw(Rs+#u6:2)=#S8			
ICLASS				Type												Parse		t5																	
0	1	0	0	1	i	i	0	1	0	0	i	i	i	i	i	P	P	i	t	t	t	t	t	t	i	i	i	i	i	i	i	memw(gp+#u16:2)=Rt			
ICLASS				Amode		Type		UN	s5					Parse		t5																			
1	0	1	0	0	i	i	1	1	0	0	s	s	s	s	s	P	P	i	t	t	t	t	t	t	i	i	i	i	i	i	i	memw(Rs+#s11:2)=Rt			
ICLASS				Amode		Type		UN	x5					Parse		u1	t5																		
1	0	1	0	1	0	0	1	1	0	0	x	x	x	x	x	P	P	u	t	t	t	t	t	t	0	-	-	-	-	-	1	-	memw(Rx++l:circ(Mu))=Rt		
1	0	1	0	1	0	0	1	1	0	0	x	x	x	x	x	P	P	u	t	t	t	t	t	t	0	i	i	i	i	i	-	0	-	memw(Rx++s4:2:circ(Mu))=Rt	
ICLASS				Amode		Type		UN	e5					Parse		t5																			
1	0	1	0	1	0	1	1	1	0	0	e	e	e	e	e	P	P	0	t	t	t	t	t	t	1	-	i	i	i	i	i	i	memw(Re=#U6)=Rt		
ICLASS				Amode		Type		UN	x5					Parse		t5																			
1	0	1	0	1	0	1	1	1	0	0	x	x	x	x	x	P	P	0	t	t	t	t	t	t	0	i	i	i	i	-	0	-	memw(Rx++s4:2)=Rt		
ICLASS				Amode		Type		UN	u5					Parse		t5																			
1	0	1	0	1	1	0	1	1	0	0	u	u	u	u	u	P	P	i	t	t	t	t	t	t	1	i	i	i	i	i	i	i	memw(Ru<<#u2+#U6)=Rt		
ICLASS				Amode		Type		UN	x5					Parse		u1	t5																		
1	0	1	0	1	1	0	1	1	0	0	x	x	x	x	x	P	P	u	t	t	t	t	t	t	0	-	-	-	-	-	-	-	memw(Rx++Mu)=Rt		
1	0	1	0	1	1	1	1	1	0	0	x	x	x	x	x	P	P	u	t	t	t	t	t	t	0	-	-	-	-	-	-	-	memw(Rx++Mu:brev)=Rt		

Field name	Description
ICLASS	Instruction Class
Type	Type
Parse	Packet/Loop parse bits
e5	Field to encode register e
s5	Field to encode register s
t5	Field to encode register t
u1	Field to encode register u
u5	Field to encode register u
x5	Field to encode register x
Amode	Amode
Type	Type
UN	Unsigned

Store word conditionally

Store a 32-bit register in memory at the effective address.

This instruction is conditional based on a predicate value. If the predicate is true, the instruction is performed, otherwise it is treated as a NOP.

Syntax	Behavior
<code>if ([!]Pv[.new]) memw(#u6)=Rt</code>	<pre> apply_extension(#u); EA=#u; if ([!]Pv[.new][0]) { *EA = Rt; } else { NOP; } </pre>
<code>if ([!]Pv[.new]) memw(Rs+#u6:2)=#S6</code>	<pre> EA=Rs+#u; if ([!]Pv[.new][0]){ apply_extension(#S); *EA = #S; } else { NOP; } </pre>
<code>if ([!]Pv[.new]) memw(Rs+#u6:2)=Rt</code>	<pre> apply_extension(#u); EA=Rs+#u; if ([!]Pv[.new][0]) { *EA = Rt; } else { NOP; } </pre>
<code>if ([!]Pv[.new]) memw(Rs+Ru<<#u2)=Rt</code>	<pre> EA=Rs+(Ru<<#u); if ([!]Pv[.new][0]) { *EA = Rt; } else { NOP; } </pre>
<code>if ([!]Pv[.new]) memw(Rx++#s4:2)=Rt</code>	<pre> EA=Rx; if ([!]Pv[.new][0]){ Rx=Rx+#s; *EA = Rt; } else { NOP; } </pre>

Class: ST (slots 0,1)

Encoding

31	30	29	28	27	26	25	24	23	22	21	20	19	18	17	16	15	14	13	12	11	10	9	8	7	6	5	4	3	2	1	0	
ICLASS											s5					Parse		u5					t5									
0	0	1	1	0	1	0	0	1	0	0	s	s	s	s	s	P	P	i	u	u	u	u	u	i	v	v	t	t	t	t	t	if (Pv) memw(Rs+Ru<<#u2)=Rt
0	0	1	1	0	1	0	1	1	0	0	s	s	s	s	s	P	P	i	u	u	u	u	u	i	v	v	t	t	t	t	t	if (!Pv) memw(Rs+Ru<<#u2)=Rt
0	0	1	1	0	1	1	0	1	0	0	s	s	s	s	s	P	P	i	u	u	u	u	u	i	v	v	t	t	t	t	t	if (Pv.new) memw(Rs+Ru<<#u2)=Rt
0	0	1	1	0	1	1	1	1	0	0	s	s	s	s	s	P	P	i	u	u	u	u	u	i	v	v	t	t	t	t	t	if (!Pv.new) memw(Rs+Ru<<#u2)=Rt
ICLASS											s5					Parse																
0	0	1	1	1	0	0	0	0	1	0	s	s	s	s	s	P	P	l	i	i	i	i	i	i	v	v	l	l	l	l	l	if (Pv) memw(Rs+#u6:2)=#S6
0	0	1	1	1	0	0	0	1	1	0	s	s	s	s	s	P	P	l	i	i	i	i	i	i	v	v	l	l	l	l	l	if (!Pv) memw(Rs+#u6:2)=#S6
0	0	1	1	1	0	0	1	0	1	0	s	s	s	s	s	P	P	l	i	i	i	i	i	i	v	v	l	l	l	l	l	if (Pv.new) memw(Rs+#u6:2)=#S6
0	0	1	1	1	0	0	1	1	1	0	s	s	s	s	s	P	P	l	i	i	i	i	i	i	v	v	l	l	l	l	l	if (!Pv.new) memw(Rs+#u6:2)=#S6
ICLASS				Sense		PredNew		Type			s5					Parse		t5														
0	1	0	0	0	0	0	0	1	0	0	s	s	s	s	s	P	P	i	t	t	t	t	t	i	i	i	i	i	0	v	v	if (Pv) memw(Rs+#u6:2)=Rt
0	1	0	0	0	0	1	0	1	0	0	s	s	s	s	s	P	P	i	t	t	t	t	t	i	i	i	i	i	0	v	v	if (Pv.new) memw(Rs+#u6:2)=Rt
0	1	0	0	0	1	0	0	1	0	0	s	s	s	s	s	P	P	i	t	t	t	t	t	i	i	i	i	i	0	v	v	if (!Pv) memw(Rs+#u6:2)=Rt
0	1	0	0	0	1	1	0	1	0	0	s	s	s	s	s	P	P	i	t	t	t	t	t	i	i	i	i	i	0	v	v	if (!Pv.new) memw(Rs+#u6:2)=Rt
ICLASS				Amode			Type			UN	x5					Parse		t5														
1	0	1	0	1	0	1	1	1	0	0	x	x	x	x	x	P	P	1	t	t	t	t	t	0	i	i	i	i	0	v	v	if (Pv) memw(Rx++#s4:2)=Rt
1	0	1	0	1	0	1	1	1	0	0	x	x	x	x	x	P	P	1	t	t	t	t	t	0	i	i	i	i	1	v	v	if (!Pv) memw(Rx++#s4:2)=Rt
1	0	1	0	1	0	1	1	1	0	0	x	x	x	x	x	P	P	1	t	t	t	t	t	1	i	i	i	i	0	v	v	if (Pv.new) memw(Rx++#s4:2)=Rt
1	0	1	0	1	0	1	1	1	0	0	x	x	x	x	x	P	P	1	t	t	t	t	t	1	i	i	i	i	1	v	v	if (!Pv.new) memw(Rx++#s4:2)=Rt
ICLASS				Amode			Type			UN						Parse		t5														
1	0	1	0	1	1	1	1	1	0	0	-	-	-	i	i	P	P	0	t	t	t	t	t	1	i	i	i	i	0	v	v	if (Pv) memw(#u6)=Rt
1	0	1	0	1	1	1	1	1	0	0	-	-	-	i	i	P	P	0	t	t	t	t	t	1	i	i	i	i	1	v	v	if (!Pv) memw(#u6)=Rt
1	0	1	0	1	1	1	1	1	0	0	-	-	-	i	i	P	P	1	t	t	t	t	t	1	i	i	i	i	0	v	v	if (Pv.new) memw(#u6)=Rt
1	0	1	0	1	1	1	1	1	0	0	-	-	-	i	i	P	P	1	t	t	t	t	t	1	i	i	i	i	1	v	v	if (!Pv.new) memw(#u6)=Rt

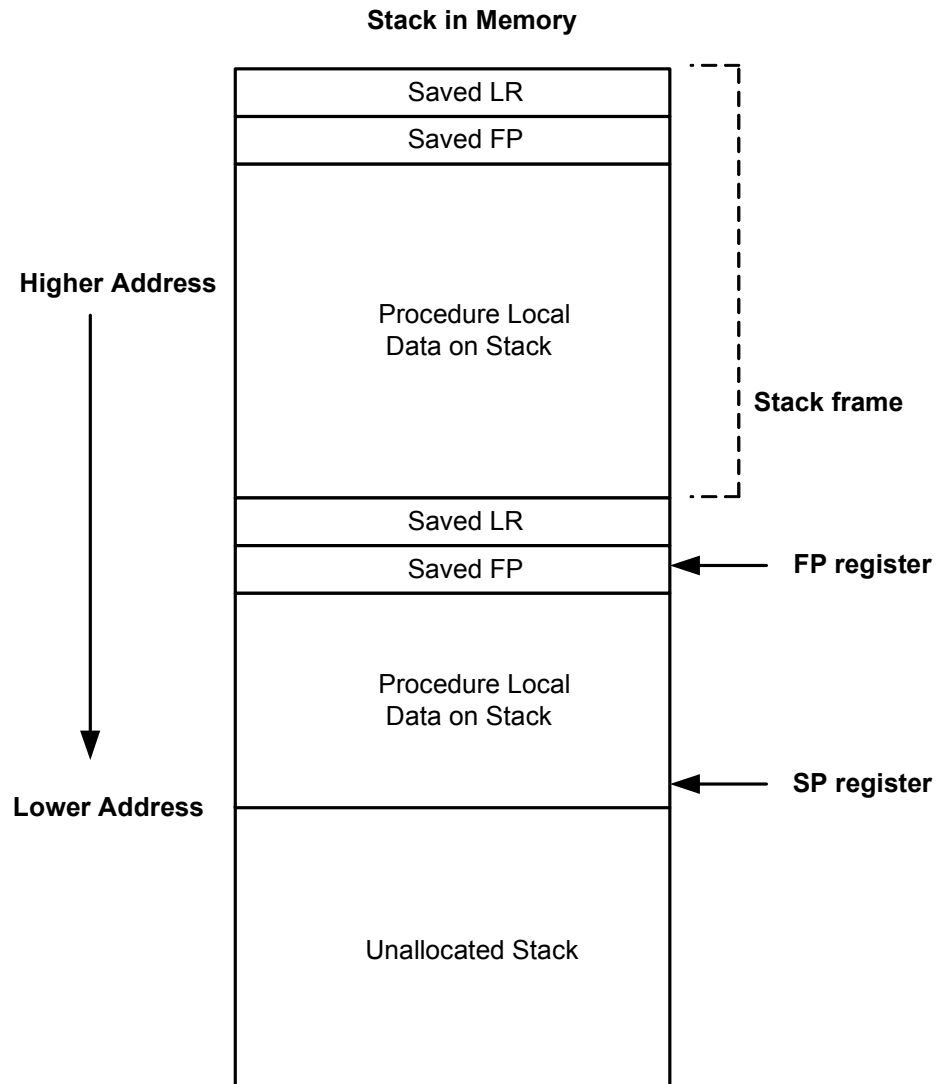
Field name	Description
ICLASS	Instruction Class
Type	Type
PredNew	PredNew
Sense	Sense
Parse	Packet/Loop parse bits

Field name	Description
s5	Field to encode register s
t5	Field to encode register t
u5	Field to encode register u
v2	Field to encode register v
x5	Field to encode register x
Amode	Amode
Type	Type
UN	Unsigned

Allocate stack frame

Allocate a stack frame on the call stack. This instruction first pushes LR and FP to the top of stack. It then subtracts an unsigned immediate from SP to allocate room for local variables. FP is set to the address of the old frame pointer on the stack.

The following figure shows the stack layout.



Syntax

```
allocframe (#u11:3)
```

```
allocframe (Rx, #u11:3) :raw
```

Behavior

```
Assembler mapped to:  
"allocframe (r29, #u11:3) :raw"
```

```
EA=Rx+-8;  
*EA = frame_scramble((LR << 32) | FP);  
FP=EA;  
frame_check_limit (EA-#u);  
Rx = EA-#u;
```

Class: ST (slots 0)

Encoding

31	30	29	28	27	26	25	24	23	22	21	20	19	18	17	16	15	14	13	12	11	10	9	8	7	6	5	4	3	2	1	0		
ICLASS				Amode			Type		UN	x5					Parse																		
1	0	1	0	0	0	0	0	1	0	0	x	x	x	x	x	P	P	0	0	0	i	i	i	i	i	i	i	i	i	i	i	i	allocframe(Rx,#u11:3):raw

Field name	Description
ICLASS	Instruction Class
Parse	Packet/Loop parse bits
x5	Field to encode register x
Amode	Amode
Type	Type
UN	Unsigned

11.9 SYSTEM

The SYSTEM instruction class includes instructions for managing system resources.

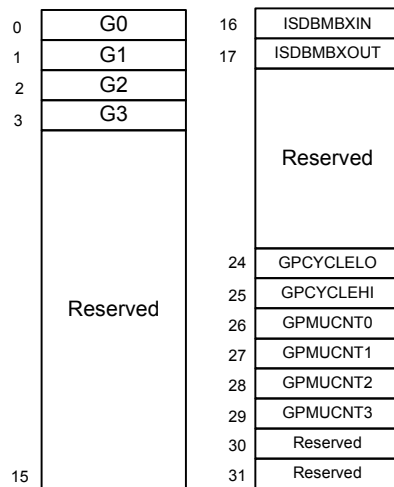
11.9.1 SYSTEM/GUEST

The SYSTEM/GUEST instruction subclass includes instructions for Guest mode.

Guest control register transfer

These instructions move registers between the guest control and general register files.

The following figure shows the guest control registers and their register field encodings. Registers can be moved as singles or as aligned 64-bit pairs.



Syntax

Gd=Rs

Gdd=Rss

Rd=Gs

Rdd=Gss

Behavior

Gd=Rs ;

Gdd=Rss ;

Rd=Gs ;

Rdd=Gss ;

Class: SYSTEM (slot 3)

Notes

- This is a guest-level feature. If performed in User mode, a privilege error exception occurs.

Encoding

31	30	29	28	27	26	25	24	23	22	21	20	19	18	17	16	15	14	13	12	11	10	9	8	7	6	5	4	3	2	1	0	
ICLASS					sm						s5					Parse					d5											
0	1	1	0	0	0	1	0	0	0	0	s	s	s	s	s	P	P	-	-	-	-	-	-	-	-	-	d	d	d	d	d	Gd=Rs
0	1	1	0	0	0	1	1	0	0	0	s	s	s	s	s	P	P	-	-	-	-	-	-	-	-	-	d	d	d	d	d	Gdd=Rss
0	1	1	0	1	0	0	0	0	0	1	s	s	s	s	s	P	P	-	-	-	-	-	-	-	-	-	d	d	d	d	d	Rdd=Gss
0	1	1	0	1	0	1	0	0	0	1	s	s	s	s	s	P	P	-	-	-	-	-	-	-	-	-	d	d	d	d	d	Rd=Gs

Field name	Description
sm	Supervisor mode only
ICLASS	Instruction Class
Parse	Packet/Loop parse bits
d5	Field to encode register d
s5	Field to encode register s

11.9.2 SYSTEM/MONITOR

The SYSTEM/MONITOR instruction subclass includes instructions for Monitor mode.

Clear interrupt auto disable

Register *Rs* specifies a 32-bit mask, where bit 0 corresponds to the highest-priority interrupt 0, and register bit 31 refers to the lowest-priority interrupt 31.

For bits set in *Rs*, the corresponding bit in IAD is cleared. This re-enables the interrupt. For bits cleared in *Rs*, the corresponding bit in IAD is unaffected.

Syntax

`ciad(Rs)`

Behavior

`IAD &= ~Rs;`

Class: SYSTEM (slot 3)

Notes

- This instruction may only be grouped with ALU32 or non-floating-point XTYPE instructions.
- This is a monitor-level feature. If performed in User or Guest mode, a privilege error exception occurs.

Encoding

31	30	29	28	27	26	25	24	23	22	21	20	19	18	17	16	15	14	13	12	11	10	9	8	7	6	5	4	3	2	1	0	
ICLASS				sm	s5					Parse																						
0	1	1	0	0	1	0	0	0	0	0	s	s	s	s	s	P	P	-	-	-	-	-	-	0	1	1	-	-	-	-	-	ciad(<i>Rs</i>)

Field name	Description
<code>sm</code>	Supervisor mode only
<code>ICLASS</code>	Instruction Class
<code>Parse</code>	Packet/Loop parse bits
<code>s5</code>	Field to encode register <i>s</i>

Swap SGP control register

CRSWAP swaps the contents of a general register with one of the Supervisor General Pointer registers, either SGP0 or SGP1.

For example, these registers can be used to hold a supervisor or exception stack pointer, or other general pointers for fast exception processing. A pair swap form exists to swap both SGP registers with an aligned pair of general registers.

Syntax	Behavior
<code>crswap(Rx, sgp)</code>	Assembler mapped to: " <code>crswap(Rx, sgp0)</code> "
<code>crswap(Rx, sgp0)</code>	<code>tmp = Rx;</code> <code>Rx = SGP0;</code> <code>SGP0 = tmp;</code>
<code>crswap(Rx, sgp1)</code>	<code>tmp = Rx;</code> <code>Rx = SGP1;</code> <code>SGP1 = tmp;</code>
<code>crswap(Rxx, sgp1:0)</code>	<code>tmp = Rxx;</code> <code>Rxx=SGP;</code> <code>SGP = tmp;</code>

Class: SYSTEM (slot 3)

Notes

- This is a monitor-level feature. If performed in User or Guest mode, a privilege error exception occurs.

Encoding

31	30	29	28	27	26	25	24	23	22	21	20	19	18	17	16	15	14	13	12	11	10	9	8	7	6	5	4	3	2	1	0		
ICLASS				sm							x5					Parse																	
0	1	1	0	0	1	0	1	0	0	0	x	x	x	x	x	P	P	-	-	-	-	-	-	-	-	-	-	-	-	-	-	-	crswap(Rx,sgp0)
0	1	1	0	0	1	0	1	0	0	1	x	x	x	x	x	P	P	-	-	-	-	-	-	-	-	-	-	-	-	-	-	crswap(Rx,sgp1)	
0	1	1	0	1	1	0	1	1	0	-	x	x	x	x	x	P	P	-	-	-	-	-	-	-	-	-	0	0	0	0	0	crswap(Rxx,sgp1:0)	

Field name	Description
sm	Supervisor mode only
ICLASS	Instruction Class
Parse	Packet/Loop parse bits
x5	Field to encode register x

Cancel pending interrupts

Register *Rs* specifies a 32-bit mask, where bit 0 corresponds to the highest-priority interrupt 0, and register bit 31 refers to the lowest-priority interrupt 31.

CSWI cancels any pending interrupts indicated in the mask by clearing the interrupt from the IPEND register.

Syntax

```
cswi (Rs)
```

Behavior

```
IPEND &= ~Rs;
```

Class: SYSTEM (slot 3)

Notes

- This instruction can only be grouped with ALU32 or non-floating-point XTYPE instructions.
- This is a monitor-level feature. If performed in User or Guest mode, a privilege error exception occurs.

Encoding

31	30	29	28	27	26	25	24	23	22	21	20	19	18	17	16	15	14	13	12	11	10	9	8	7	6	5	4	3	2	1	0	
ICLASS				sm						s5					Parse																	
0	1	1	0	0	1	0	0	0	0	0	s	s	s	s	s	P	P	-	-	-	-	-	-	0	0	1	-	-	-	-	-	cswi(Rs)

Field name	Description
sm	Supervisor mode only
ICLASS	Instruction Class
Parse	Packet/Loop parse bits
s5	Field to encode register s

Data cache kill

DCKILL invalidates the entire contents of the data cache. On power-up, the caches are not guaranteed to contain valid data.

This instruction should be used to establish an initial clean cache state. All dirty data in the data cache that has not yet been written back to memory is lost when DCKILL is executed. If data is to be saved, it should be cleaned out using DCLEAN instructions before executing DCKILL.

Because the caches are shared between all threads, this instruction must be performed only while ensuring that no other thread is using the caches. The best option is to use this instruction when only one thread is powered on and others are powered off.

Syntax

```
dckill
```

Behavior

```
dcache_inv_all();
```

Class: SYSTEM (slots 0)

Notes

- This is a solo instruction. It must not be grouped with other instructions in a packet.
- This is a monitor-level feature. If performed in User or Guest mode, a privilege error exception occurs.

Encoding

31	30	29	28	27	26	25	24	23	22	21	20	19	18	17	16	15	14	13	12	11	10	9	8	7	6	5	4	3	2	1	0		
ICLASS				Amode			Type			UN						Parse																	
1	0	1	0	0	0	1	0	0	0	0	-	-	-	-	-	P	P	-	-	-	-	-	-	-	-	-	-	-	-	-	-	-	dckill

Field name	Description
ICLASS	Instruction Class
Parse	Packet/Loop parse bits
Amode	Amode
Type	Type
UN	Unsigned

Data cache maintenance monitor instructions

Perform maintenance operations on the data cache.

DCCLEANINVIDX looks at index *Rs* in the data cache. If this line has dirty data, the data is flushed out to memory. The line is invalidated. The set is provided in *Rs*[10:5] and the way in *Rs*[1:0]. This instruction can only be grouped with X-type or A-type instructions.

DCCLEANIDX looks at index *Rs* in the data cache. If this line has dirty data, the data is flushed out to memory. The set is provided in *Rs*[10:5] and the way in *Rs*[1:0]. This instruction can only be grouped with X-type or A-type instructions.

DCINVIDX invalidates the line at index *Rs*. The set is provided in *Rs*[10:5] and the way in *Rs*[1:0]. This instruction can only be grouped with X-type or A-type instructions.

DCTAGR reads the tag at indicated by *Rs* and returns the data into *Rd*. The set is provided *Rs*[10:5], and the Way is provided in *Rs*[1:0]. The tag is returned in *Rd*[23:0], and the state is returned in *Rd*[30:29]. This instruction can only be grouped with X-type or A-type instructions.

DCTAGW uses register *Rs* and *Rt*. Register *Rs* contains the set in [10:5] and way in [1:0] while the *Rt* value contains the Tag in [23:0] and the state in [30:29]. The DCTAGW instruction is single-thread only. All other threads must be in Stop or Debug mode with no outstanding transactions. This instruction is SOLO and must not appear in a packet with other instructions.

The state bits are encoded as follows:

00 = Invalid

01 = Valid & Clean

10 = Reserved

11 = Not used for WT DS

Syntax	Behavior
<code>Rd=dctagr (Rs)</code>	<code>dcache_tag_read (Rs) ;</code>
<code>dccleanidx (Rs)</code>	<code>dcache_clean_idx (Rs) ;</code>
<code>dccleaninvidx (Rs)</code>	<code>dcache_cleaninv_idx (Rs) ;</code>
<code>dcinvidx (Rs)</code>	<code>dcache_inv_idx (Rs) ;</code>
<code>dctagw (Rs, Rt)</code>	<code>dcache_tag_write (Rs, Rt) ;</code>

Class: SYSTEM (slots 0)

Notes

- This instruction can only be grouped with ALU32 or non-floating-point XTYPE instructions.

- This is a solo instruction. It must not be grouped with other instructions in a packet.
- This is a monitor-level feature. If performed in User or Guest mode, a privilege error exception occurs.

Encoding

31	30	29	28	27	26	25	24	23	22	21	20	19	18	17	16	15	14	13	12	11	10	9	8	7	6	5	4	3	2	1	0		
ICLASS				Amode			Type			U N	s5					Parse																	
1	0	1	0	0	0	1	0	0	0	1	s	s	s	s	s	P	P	-	-	-	-	-	-	-	-	-	-	-	-	-	-	-	dcleanidx(Rs)
1	0	1	0	0	0	1	0	0	1	0	s	s	s	s	s	P	P	-	-	-	-	-	-	-	-	-	-	-	-	-	-	dcinvidx(Rs)	
1	0	1	0	0	0	1	0	0	1	1	s	s	s	s	s	P	P	-	-	-	-	-	-	-	-	-	-	-	-	-	-	dcleaninvidx(Rs)	
ICLASS				Amode			Type			U N	s5					Parse		t5															
1	0	1	0	0	1	0	0	0	0	0	s	s	s	s	s	P	P	-	t	t	t	t	t	-	-	-	-	-	-	-	-	dctagw(Rs,Rt)	
ICLASS				Amode			Type			U N	s5					Parse													d5				
1	0	1	0	0	1	0	0	0	0	1	s	s	s	s	s	P	P	-	-	-	-	-	-	-	-	-	-	d	d	d	d	Rd=dctagr(Rs)	

Field name	Description
ICLASS	Instruction Class
Parse	Packet/Loop parse bits
d5	Field to encode register d
s5	Field to encode register s
t5	Field to encode register t
Amode	Amode
Type	Type
UN	Unsigned

Read the interrupt mask for a thread

Each thread contains an IMASK register that holds the interrupt enable/disable for individual interrupts 0-31.

GETIMASK reads the IMASK for the thread indicated by the low bits of Rs. The result is returned in Rd. For Rs values outside of [0-NUM_THREADS-1], the results are undefined.

Syntax

Rd=getimask(Rs)

Behavior

Rd=IMASK[Rs&0x7] ;

Class: SYSTEM (slot 3)

Notes

- This instruction can only be grouped with ALU32 or non-floating-point XTYPE instructions.
- This is a monitor-level feature. If performed in User or Guest mode, a privilege error exception occurs.

Encoding

31	30	29	28	27	26	25	24	23	22	21	20	19	18	17	16	15	14	13	12	11	10	9	8	7	6	5	4	3	2	1	0	
ICLASS					sm						s5					Parse					d5											
0	1	1	0	0	1	1	0	0	0	0	s	s	s	s	s	P	P	-	-	-	-	-	-	-	-	-	d	d	d	d	d	Rd=getimask(Rs)

Field name	Description
sm	Supervisor mode only
ICLASS	Instruction Class
Parse	Packet/Loop parse bits
d5	Field to encode register d
s5	Field to encode register s

Acquire hardware lock

If the lock bit is set, sleep until the lock bit is clear. The packet with the lock instruction will only complete once the lock is set and acquired by this thread. In the case that multiple threads are waiting for the lock, the hardware guarantees round-robin fairness such that no thread will be starved.

TLBLOCK is acquired automatically whenever a thread raises a TLB miss-RW or TLB-miss-X exception.

Syntax

k0lock

tlblock

Behavior

```
if (can_acquire_k0_lock) {
    SYSCFG.K0LOCK = 1;
} else {
    sleep_until_available;
}
```

```
if (can_acquire_tlb_lock) {
    SYSCFG.TLBLOCK = 1;
} else {
    sleep_until_available;
}
```

Class: SYSTEM (slot 3)

Notes

- This is a solo instruction. It must not be grouped with other instructions in a packet.
- This is a monitor-level feature. If performed in User or Guest mode, a privilege error exception occurs.

Encoding

31	30	29	28	27	26	25	24	23	22	21	20	19	18	17	16	15	14	13	12	11	10	9	8	7	6	5	4	3	2	1	0	
ICLASS				sm												Parse																
0	1	1	0	1	1	0	0	0	0	1	-	-	-	-	-	P	P	-	-	-	-	-	0	0	1	-	-	-	-	-	-	tlblock
0	1	1	0	1	1	0	0	0	0	1	-	-	-	-	-	P	P	-	-	-	-	-	0	1	1	-	-	-	-	-	-	k0lock

Field name	Description
sm	Supervisor mode only
ICLASS	Instruction Class
Parse	Packet/Loop parse bits

Release hardware lock

This instruction releases a hardware lock.

Syntax

k0unlock

tlbunlock

Behavior

SYSCFG.K0LOCK = 0;

SYSCFG.TLBLOCK = 0;

Class: SYSTEM (slot 3)

Notes

- This is a solo instruction. It must not be grouped with other instructions in a packet.
- This is a monitor-level feature. If performed in User or Guest mode, a privilege error exception occurs.

Encoding

31	30	29	28	27	26	25	24	23	22	21	20	19	18	17	16	15	14	13	12	11	10	9	8	7	6	5	4	3	2	1	0	
ICLASS					sm											Parse																
0	1	1	0	1	1	0	0	0	0	1	-	-	-	-	-	P	P	-	-	-	-	-	-	0	1	0	-	-	-	-	-	tlbunlock
0	1	1	0	1	1	0	0	0	0	1	-	-	-	-	-	P	P	-	-	-	-	-	-	1	0	0	-	-	-	-	-	k0unlock

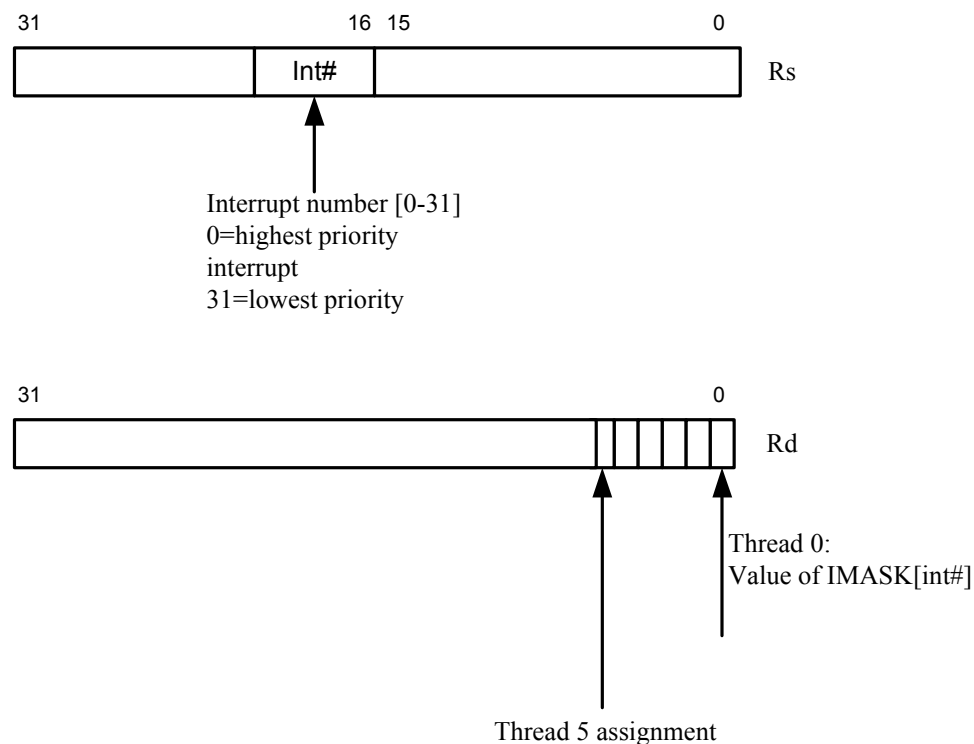
Field name	Description
sm	Supervisor mode only
ICLASS	Instruction Class
Parse	Packet/Loop parse bits

Interrupt to thread assignment read

Each thread contains an IMASK register that holds the interrupt enable/disable for individual interrupts 0-31.

For a given interrupt, IASSIGNR reads the corresponding bit in the IMASK register of each thread. The upper halfword of source register R_s contains the interrupt number from 0-31 (0 is the highest priority interrupt, 31 the lowest). The low bits of the destination register R_d contain a bit mask where bit 0 contains the corresponding IMASK value for thread 0, bit 1 the value for thread 1, etc.

The number of defined bits depends on the number of hardware threads provided in the core. All bits beyond the number of threads provided will be cleared. For example, if the interrupt number is set to 0, then $R_d[0]$ will be the value of $IMASK[0]$ for thread 0, $R_d[1]$ will be the value of $IMASK[0]$ for thread 1, etc.



Syntax

$R_d = iassignr(R_s)$

Behavior

$R_d = IASSIGNR(R_s);$

Class: SYSTEM (slot 3)

Notes

- This instruction can only be grouped with ALU32 or non-floating-point XTYPE instructions.

- This is a monitor-level feature. If performed in User or Guest mode, a privilege error exception occurs.

Encoding

31	30	29	28	27	26	25	24	23	22	21	20	19	18	17	16	15	14	13	12	11	10	9	8	7	6	5	4	3	2	1	0		
ICLASS				sm							s5					Parse					d5												
0	1	1	0	0	1	1	0	0	1	1	s	s	s	s	s	P	P	-	-	-	-	-	-	-	-	-	-	d	d	d	d	d	Rd=iassignr(Rs)

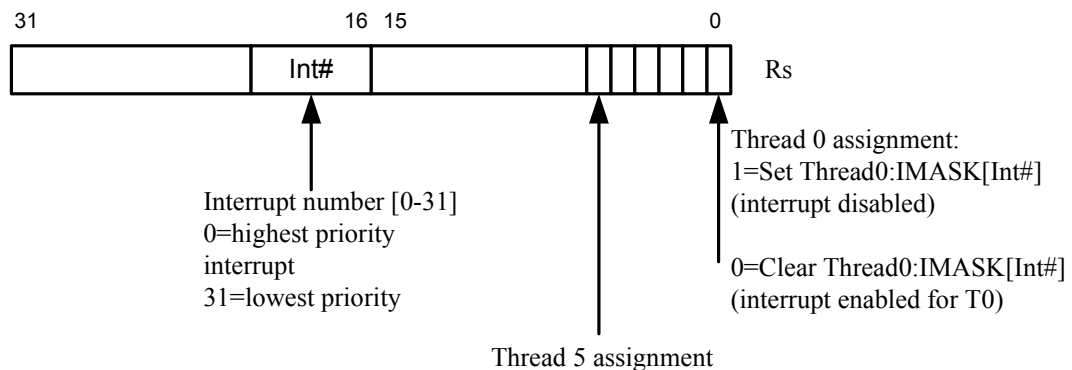
Field name	Description
sm	Supervisor mode only
ICLASS	Instruction Class
Parse	Packet/Loop parse bits
d5	Field to encode register d
s5	Field to encode register s

Interrupt to thread assignment write

Each thread contains an IMASK register that holds the interrupt enable/disable for individual interrupts 0-31.

For a given interrupt, IASSIGNW sets or clears the corresponding bit the IMASK register of each thread. This allows for easy reassignment of interrupts to selected threads.

Source register Rs contains two fields. The upper halfword contains the interrupt number from 0-31 (0 is the highest priority interrupt, 31 the lowest). The low bits contain a bit mask where bit 0 contains the corresponding IMASK value for thread 0, bit 1 the value for thread 1, etc. For example, if the interrupt number is set to 0, and the bit mask is set to 0x03, the IMASK[0] for threads 0 and 1 will be set and the IMASK[0] for all other threads will be cleared. This means that threads 0,1 will not accept this interrupt, whereas other threads will accept it.



Syntax

```
iassignw(Rs)
```

Behavior

```
IASSIGNW(Rs);
```

Class: SYSTEM (slot 3)

Notes

- This instruction can only be grouped with ALU32 or non-floating-point XTYPE instructions.
- This is a monitor-level feature. If performed in User or Guest mode, a privilege error exception occurs.

Encoding

31	30	29	28	27	26	25	24	23	22	21	20	19	18	17	16	15	14	13	12	11	10	9	8	7	6	5	4	3	2	1	0	
ICLASS				sm						s5					Parse																	
0	1	1	0	0	1	0	0	0	0	0	s	s	s	s	s	P	P	-	-	-	-	-	0	1	0	-	-	-	-	-	-	iassignw(Rs)

Field name	Description
sm	Supervisor mode only
ICLASS	Instruction Class
Parse	Packet/Loop parse bits
s5	Field to encode register s

Instruction cache maintenance supervisor operations

Perform maintenance operations on the instruction cache.

ICTAGR reads the tag at set Rs[12:5] for 32 KB IS or Rs[11:5 for 16 KB IS], and way Rs[1:0]. The tag value is returned in Rd[31:10] for 32k caches, or Rd[31:9] for 16k caches. The valid bit in Rs[1], and the reserved bit in Rd[0].

ICDATAR reads the data word at set Rs[9:2] for 32 KB Is or Rs[8:2] for 16 KB IS, and way Rs[1:0]. The data value is returned in Rd[31:0].

ICINVIDX invalidates the instruction cache index indicated by Rs[13:6] for 32 KB IS and Rs[12:6] for 16 KB IS.

Syntax

Rd=icdatar(Rs)

Rd=ictagr(Rs)

icinvIdx(Rs)

Behavior

icache_data_read(Rs);

icache_tag_read(Rs);

icache_inv_idx(Rs);

Class: SYSTEM (slot 2)

Notes

- This is a solo instruction. It must not be grouped with other instructions in a packet.
- This is a monitor-level feature. If performed in User or Guest mode, a privilege error exception occurs.

Encoding

31	30	29	28	27	26	25	24	23	22	21	20	19	18	17	16	15	14	13	12	11	10	9	8	7	6	5	4	3	2	1	0	
ICLASS										s5					Parse					d5												
0	1	0	1	0	1	0	1	1	0	1	s	s	s	s	s	P	P	-	-	-	-	-	-	-	-	-	d	d	d	d	d	Rd=icdatar(Rs)
0	1	0	1	0	1	0	1	1	1	1	s	s	s	s	s	P	P	-	-	-	-	-	-	-	-	-	d	d	d	d	d	Rd=ictagr(Rs)
ICLASS										s5					Parse																	
0	1	0	1	0	1	1	0	1	1	0	s	s	s	s	s	P	P	0	0	1	-	-	-	-	-	-	-	-	-	-	-	icinvIdx(Rs)

Field name

ICLASS

Parse

d5

s5

Description

Instruction Class

Packet/Loop parse bits

Field to encode register d

Field to encode register s

Instruction cache maintenance operations (single-thread)

Perform maintenance operations on the instruction cache.

ICKILL invalidates the instruction cache.

ICTAGW updates the specified tag entry with the contents of Rt. Rs[13:5] for 32 KB IS, or Rs[12:5] for 16 KB IS selects the index, and Rs[1:0] is used to select the cache way. Rt must have the tag information in bits 20:0 for 32 KB IS or 21:0 for 16 KB IS, the valid bit in Rt[30] and the reserved bit in Rt[31].

ICDATAW is only available on cores that support ECC.

These instructions are single-thread only. All other threads must be in Stop or Debug mode with no outstanding transactions.

Syntax

```
icdataw(Rs,Rt)
```

```
ickill
```

```
ictagw(Rs,Rt)
```

Behavior

```
icache_data_write(Rs,Rt);
```

```
icache_inv_all();
```

```
icache_tag_write(Rs,Rt);
```

Class: SYSTEM (slot 2)

Notes

- This is a solo instruction. It must not be grouped with other instructions in a packet.
- This is a monitor-level feature. If performed in User or Guest mode, a privilege error exception occurs.

Encoding

31	30	29	28	27	26	25	24	23	22	21	20	19	18	17	16	15	14	13	12	11	10	9	8	7	6	5	4	3	2	1	0	
ICLASS											s5					Parse		t5														
0	1	0	1	0	1	0	1	1	1	0	s	s	s	s	s	P	P	0	t	t	t	t	t	-	-	-	-	-	-	-	-	ictagw(Rs,Rt)
0	1	0	1	0	1	0	1	1	1	0	s	s	s	s	s	P	P	1	t	t	t	t	t	-	-	-	-	-	-	-	-	icdataw(Rs,Rt)
ICLASS																Parse																
0	1	0	1	0	1	1	0	1	1	0	-	-	-	-	-	P	P	0	1	0	-	-	-	-	-	-	-	-	-	-	-	ickill

Field name

ICLASS

Parse

s5

t5

Description

Instruction Class

Packet/Loop parse bits

Field to encode register s

Field to encode register t

L2 cache operations by index

These instructions operate on a specified line in L2 cache.

The clean operation pushed dirty data out to the system. The invalidate operation marks the line as invalidate, and the cleaninv operation first cleans the line and then invalidates it.

The index is provided in Rs[S:8] and the way is in Rs[2:0], where S is determined by the number of sets in the L2 cache. For segmented L2 caches, the granule bit provided in Rs[3]. This bit is ignored if the cache is not segmented.

Different versions of Hexagon may have different L2 cache sizes. For more information, see the section on Core Versions

Syntax	Behavior
<code>l2cleanidx(Rs)</code>	<code>l2cache_clean_idx(Rs);</code>
<code>l2cleaninvidx(Rs)</code>	<code>l2cache_clean_invalidate_idx(Rs);</code>
<code>l2invidx(Rs)</code>	<code>l2cache_inv_idx(Rs);</code>

Class: SYSTEM (slots 0)

Notes

- This instruction can only be grouped with ALU32 or non-floating-point XTYPE instructions.
- This is a monitor-level feature. If performed in User or Guest mode, a privilege error exception occurs.

Encoding

31	30	29	28	27	26	25	24	23	22	21	20	19	18	17	16	15	14	13	12	11	10	9	8	7	6	5	4	3	2	1	0			
ICLASS				Amode			Type		U	N	s5					Parse																		
1	0	1	0	0	1	1	0	0	0	1	s	s	s	s	s	P	P	-	-	-	-	-	-	-	-	-	-	-	-	-	-	-	-	l2cleanidx(Rs)
1	0	1	0	0	1	1	0	0	1	0	s	s	s	s	s	P	P	-	-	-	-	-	-	-	-	-	-	-	-	-	-	-	-	l2invidx(Rs)
1	0	1	0	1	0	0	0	0	1	1	s	s	s	s	s	P	P	-	-	-	-	-	-	-	-	-	-	-	-	-	-	-	-	l2cleaninvidx(Rs)

Field name	Description
ICLASS	Instruction Class
Parse	Packet/Loop parse bits
s5	Field to encode register s
Amode	Amode
Type	Type
UN	Unsigned

L2 cache global operations

Perform maintenance operations over the entire L2 cache.

The instructions commit and set the SYSCFG:L2GCA bit to indicate that the Global Cache state machine is Active. Once the state machine is started, it will process every L2 cache line in the background. After all cache lines have been processed, the SYSCFG:L2GCA status bit is cleared.

L2KILL invalidates every line. It is required to execute this instruction prior to using L2 after a power-on reset, as the cache will start in an unknown state.

L2GCLEAN will force a clean (flush) operation for all L2 cache lines that are dirty.

L2GCLEANINV will force a clean (flush) for dirty L2 lines and then invalidate them.

L2GUNLOCK will clear the lock bit for all L2 cache lines.

The L2GCLEAN and L2GCLEANINV are available with PA range and mask option. In this form, the Rtt register contains a mask in the lower word and match value in the upper word. If the Physical Page Number of the cache line AND'd with the mask is equal to the match value, the cache operation is performed. Otherwise, the cache line is left unchanged.

For every cache line in L2, the semantics are: if $(Rtt[23:0] \& PA[35:12]) == Rtt[55:32]$, do clean/cleaninv on the cache line.

Syntax	Behavior
<code>l2gclean</code>	<code>l2cache_global_clean();</code>
<code>l2gclean(Rtt)</code>	<code>l2cache_global_clean_range(Rtt);</code>
<code>l2gcleaninv</code>	<code>l2cache_global_clean_inv();</code>
<code>l2gcleaninv(Rtt)</code>	<code>l2cache_global_clean_inv_range(Rtt);</code>
<code>l2gunlock</code>	<code>l2cache_global_unlock();</code>
<code>l2kill</code>	<code>l2cache_inv_all();</code>

Class: SYSTEM (slots 0)

Notes

- This is a solo instruction. It must not be grouped with other instructions in a packet.
- This is a monitor-level feature. If performed in User or Guest mode, a privilege error exception occurs.

Encoding

31	30	29	28	27	26	25	24	23	22	21	20	19	18	17	16	15	14	13	12	11	10	9	8	7	6	5	4	3	2	1	0			
ICLASS				Amode			Type			UN						Parse		t5																
1	0	1	0	0	1	1	0	1	0	1	-	-	-	-	-	P	P	-	t	t	t	t	t	-	-	-	-	-	-	-	-	-	-	I2gclean(Rtt)
1	0	1	0	0	1	1	0	1	1	0	-	-	-	-	-	P	P	-	t	t	t	t	t	-	-	-	-	-	-	-	-	-	-	I2gcleaninv(Rtt)
ICLASS				Amode			Type			UN						Parse																		
1	0	1	0	1	0	0	0	0	0	1	-	-	-	-	-	P	P	-	0	0	0	-	-	-	-	-	-	-	-	-	-	-	-	I2kill
1	0	1	0	1	0	0	0	0	0	1	-	-	-	-	-	P	P	-	0	1	0	-	-	-	-	-	-	-	-	-	-	-	-	I2gunlock
1	0	1	0	1	0	0	0	0	0	1	-	-	-	-	-	P	P	-	1	0	0	-	-	-	-	-	-	-	-	-	-	-	-	I2gclean
1	0	1	0	1	0	0	0	0	0	1	-	-	-	-	-	P	P	-	1	1	0	-	-	-	-	-	-	-	-	-	-	-	-	I2gcleaninv

Field name	Description
ICLASS	Instruction Class
Parse	Packet/Loop parse bits
t5	Field to encode register t
Amode	Amode
Type	Type
UN	Unsigned

L2 cache operations by address

L2LOCKA first allocates a line in L2 based on the address provided in Rs. It then sets the lock bit so the line will not be replaced in the future, unless explicitly unlocked. A fetch is initiated for the data. Finally, the instruction returns a status result to the destination predicate.

The predicate is set to 0xff if the operation was successful, or 0x00 if the operation did not succeed. The failure state can be returned either because all the L2 cache ways are already locked, or because of some internal transient conditions. The software should resolve transient conditions by re-trying L2LOCKA with a large number of attempts (1000 recommended).

The L2UNLOCKA instruction clears the lock bit on an L2 cache line which holds the provided address.

Syntax

Pd=l2locka (Rs)

l2unlocka (Rs)

Behavior

EA=Rs;
Pd=l2locka (EA);

EA=Rs;
l2unlocka (EA);

Class: SYSTEM (slots 0)

Notes

- This instruction can only be grouped with ALU32 or non-floating-point XTYPE instructions.
- The predicate generated by this instruction cannot be used as a .new predicate, nor can it be automatically AND'd with another predicate.
- This is a monitor-level feature. If performed in User or Guest mode, a privilege error exception occurs.

Encoding

31	30	29	28	27	26	25	24	23	22	21	20	19	18	17	16	15	14	13	12	11	10	9	8	7	6	5	4	3	2	1	0			
ICLASS				Amode			Type		U	s5					Parse												d2							
1	0	1	0	0	0	0	0	1	1	1	s	s	s	s	s	P	P	1	-	-	-	-	-	-	-	-	-	-	-	-	-	d	d	Pd=l2locka(Rs)
ICLASS				Amode			Type		U	s5					Parse																			
1	0	1	0	0	1	1	0	0	1	1	s	s	s	s	s	P	P	-	-	-	-	-	-	-	-	-	-	-	-	-	-	-	-	l2unlocka(Rs)

Field name	Description
ICLASS	Instruction Class
Parse	Packet/Loop parse bits
d2	Field to encode register d
s5	Field to encode register s

Field name	Description
Amode	Amode
Type	Type
UN	Unsigned

L2 tag read/write

L2TAGR reads the tag as indicated by Rs and returns the data into Rd. This instruction can be grouped with A-type and X-type instructions. The L2TAGW instruction should not be grouped in a packet.

Register Rs is formatted as follows:

Rs[31:8] = Set

Rs[7:0] = Way

Return register Rd is formatted as follows:

Rd[31] = A1

Rd[30] = A0

Rd[28:8] = Tag address bits 35:15

Rd[4] = Lock bit

Rd[3] = Reserve bit

Rd[2:0] = State[2:0]

The state bits are defined as follows:

0 = Invalid

1,3 = Reserved

4 = Valid & Clean

6 = Valid & Dirty

Syntax	Behavior
<code>Rd=l2tagr (Rs)</code>	<code>l2cache_tag_read (Rs) ;</code>
<code>l2tagw (Rs, Rt)</code>	<code>l2cache_tag_write (Rs, Rt) ;</code>

Class: SYSTEM (slots 0)

Notes

- This instruction can only be grouped with ALU32 or non-floating-point XTYPE instructions.
- Results are undefined if a tag read or write addresses a non-present set or way.
- This is a solo instruction. It must not be grouped with other instructions in a packet.
- This is a monitor-level feature. If performed in User or Guest mode, a privilege error exception occurs.

Encoding

31	30	29	28	27	26	25	24	23	22	21	20	19	18	17	16	15	14	13	12	11	10	9	8	7	6	5	4	3	2	1	0		
ICLASS				Amode			Type			UN	s5					Parse		t5															
1	0	1	0	0	1	0	0	0	1	0	s	s	s	s	s	P	P	0	t	t	t	t	t	-	-	-	-	-	-	-	-	l2tagw(Rs,Rt)	
ICLASS				Amode			Type			UN	s5					Parse							d5										
1	0	1	0	0	1	0	0	0	1	1	s	s	s	s	s	P	P	-	-	-	-	-	-	-	-	-	-	d	d	d	d	d	Rd=l2tagr(Rs)

Field name	Description
ICLASS	Instruction Class
Parse	Packet/Loop parse bits
d5	Field to encode register d
s5	Field to encode register s
t5	Field to encode register t
Amode	Amode
Type	Type
UN	Unsigned

Load from physical address

MEMW_PHYS performs a word load using the 36-bit physical address held in source registers Rt:Rs. Rs holds PA[10:0] and Rt holds PA[35:11] in the least-significant bits.

This instruction will first look in the L1 and L2 caches for the data. If found, the data will be returned. If the access misses in cache, it will be treated as a non-allocating (uncached) load. The hardware will force the two least-significant bits to zero, so will never result in an alignment violation.

This instruction is used for the monitor software to walk Guest mode page tables, and for easier debugging.

Syntax

`Rd=memw_phys(Rs,Rt)`

Behavior

`Rd = *((Rs&0x7ff) | (Rt<<11));`

Class: SYSTEM (slots 0)

Notes

- This is a solo instruction. It must not be grouped with other instructions in a packet.
- This is a monitor-level feature. If performed in User or Guest mode, a privilege error exception occurs.

Encoding

31	30	29	28	27	26	25	24	23	22	21	20	19	18	17	16	15	14	13	12	11	10	9	8	7	6	5	4	3	2	1	0	
ICLASS				Amode			Type		UN	s5					Parse		t5					d5										
1	0	0	1	0	0	1	0	0	0	0	s	s	s	s	s	P	P	1	t	t	t	t	t	-	0	0	d	d	d	d	d	Rd=memw_phys(Rs,Rt)

Field name	Description
ICLASS	Instruction Class
Amode	Amode
Type	Type
UN	Unsigned
Parse	Packet/Loop parse bits
d5	Field to encode register d
s5	Field to encode register s
t5	Field to encode register t

Raise NMI on threads

The low bits of Rs specify a thread mask, where bit 0 corresponds to thread 0. The number of defined bits depends on the how many hardware threads are supported.

NMI raises a non-maskable NMI interrupt for all threads specified in the mask. This interrupt will cause the thread jump to the NMI vector at the address specified in EVB.

Syntax

```
nmi (Rs)
```

Behavior

```
Raise NMI on threads;
```

Class: SYSTEM (slot 3)

Notes

- This is a solo instruction. It must not be grouped with other instructions in a packet.
- This is a monitor-level feature. If performed in User or Guest mode, a privilege error exception occurs.

Encoding

31	30	29	28	27	26	25	24	23	22	21	20	19	18	17	16	15	14	13	12	11	10	9	8	7	6	5	4	3	2	1	0	
ICLASS				sm						s5					Parse																	
0	1	1	0	0	1	0	0	0	1	1	s	s	s	s	s	P	P	-	-	-	-	-	-	0	1	0	-	-	-	-	-	nmi(Rs)

Field name	Description
sm	Supervisor mode only
ICLASS	Instruction Class
Parse	Packet/Loop parse bits
s5	Field to encode register s

Resume from Wait mode

The low bits of Rs specify a thread mask, where bit 0 corresponds to thread 0. The number of defined bits depends on the how many hardware threads are supported.

RESUME causes all threads specified in the mask which are in Wait mode to exit Wait mode back to either Supervisor or User mode (whichever was active when the thread entered Wait mode). If the thread to be resumed is off (Stop mode) or already running (User or Supervisor mode), the resume instruction has no affect.

Syntax

```
resume (Rs)
```

Behavior

```
resume (Rs) ;
```

Class: SYSTEM (slot 3)

Notes

- This is a solo instruction. It must not be grouped with other instructions in a packet.
- This is a monitor-level feature. If performed in User or Guest mode, a privilege error exception occurs.

Encoding

31	30	29	28	27	26	25	24	23	22	21	20	19	18	17	16	15	14	13	12	11	10	9	8	7	6	5	4	3	2	1	0		
ICLASS					sm						s5					Parse																	
0	1	1	0	0	1	0	0	0	1	0	s	s	s	s	s	P	P	-	-	-	-	-	-	0	0	1	-	-	-	-	-	-	resume(Rs)

Field name	Description
sm	Supervisor mode only
ICLASS	Instruction Class
Parse	Packet/Loop parse bits
s5	Field to encode register s

Return from exception

RTE is used to return from an interrupt or exception handler. This instruction clears the EX bit in SSR and jumps to the location specified in the ELR register.

This instruction also clears the SYSCFG.TLBLOCK bit, thus releasing the TLB lock and allowing other threads to acquire the lock if needed. RTE should never be grouped with another exception-causing instruction. If RTE is grouped with any other instruction that causes an exception, the behavior is undefined.

Syntax

```
rte
```

Behavior

```
SSR.SSR_EX = 0;
PC=ELR;
```

Class: SYSTEM (slot 2)

Notes

- This is a monitor-level feature. If performed in User or Guest mode, a privilege error exception occurs.

Encoding

31	30	29	28	27	26	25	24	23	22	21	20	19	18	17	16	15	14	13	12	11	10	9	8	7	6	5	4	3	2	1	0		
ICLASS																Parse																	
0	1	0	1	0	1	1	1	1	1	1	1	-	-	-	-	-	P	P	0	0	-	-	-	-	0	0	0	-	-	-	-	-	rte

Field name	Description
ICLASS	Instruction Class
Parse	Packet/Loop parse bits

Set the interrupt mask for a thread

Each thread contains an IMASK register that holds the interrupt enable/disable for individual interrupts 0-31.

SETIMASK writes the IMASK for the thread indicated by the low bits of predicate Pt. Register Rs contains the 32-bit mask value to be written. For Pt values outside of [0- NUM_THREADS-1], the results are undefined.

Syntax

```
setimask(Pt, Rs)
```

Behavior

```
PREDUSE_TIMING;
IMASK[Pt&0x7] =Rs;
```

Class: SYSTEM (slot 3)

Notes

- This instruction can only be grouped with ALU32 or non-floating-point XTYPE instructions.
- This is a monitor-level feature. If performed in User or Guest mode, a privilege error exception occurs.

Encoding

31	30	29	28	27	26	25	24	23	22	21	20	19	18	17	16	15	14	13	12	11	10	9	8	7	6	5	4	3	2	1	0	
ICLASS				sm						s5					Parse				t2													
0	1	1	0	0	1	0	0	1	0	0	s	s	s	s	s	P	P	-	-	-	-	t	t	0	0	0	-	-	-	-	-	setimask(Pt, Rs)

Field name	Description
sm	Supervisor mode only
ICLASS	Instruction Class
Parse	Packet/Loop parse bits
s5	Field to encode register s
t2	Field to encode register t

Set the priority for a thread

Each thread contains an STID register that holds the software thread ID (STID) and the priority (PRIO). This instruction writes the PRIO field for the thread indicated by the low bits of predicate Pt. The register Rs contains the 32-bit mask value to be written. For Pt values outside of [0-NUM_THREADS-1], the results are undefined.

Syntax

```
setprio(Pt, Rs)
```

Behavior

```
PREDUSE_TIMING;  
TID [Pt&0x3] .PRIO=Rs;
```

Class: SYSTEM (slot 3)

Notes

- This is a monitor-level feature. If performed in User or Guest mode, a privilege error exception occurs.

Encoding

31	30	29	28	27	26	25	24	23	22	21	20	19	18	17	16	15	14	13	12	11	10	9	8	7	6	5	4	3	2	1	0	
ICLASS				sm						s5					Parse				t2													
0	1	1	0	0	1	0	0	1	0	0	s	s	s	s	s	P	P	-	-	-	-	t	t	0	0	1	-	-	-	-	-	setprio(Pt, Rs)

Field name	Description
sm	Supervisor mode only
ICLASS	Instruction Class
Parse	Packet/Loop parse bits
s5	Field to encode register s
t2	Field to encode register t

Set interrupt auto disable

Register *Rs* specifies a 32-bit mask, where bit 0 corresponds to the highest-priority interrupt 0, and register bit 31 refers to the lowest-priority interrupt 31.

For bits set in *Rs*, the corresponding bit in IAD is set. This disables the interrupt. For bits cleared in *Rs*, the corresponding bit in IAD is unaffected.

Syntax

```
siad(Rs)
```

Behavior

```
IAD |= Rs;
```

Class: SYSTEM (slot 3)

Notes

- This instruction can only be grouped with ALU32 or non-floating-point XTYPE instructions.
- This is a monitor-level feature. If performed in User or Guest mode, a privilege error exception occurs.

Encoding

31	30	29	28	27	26	25	24	23	22	21	20	19	18	17	16	15	14	13	12	11	10	9	8	7	6	5	4	3	2	1	0	
ICLASS				sm						s5					Parse																	
0	1	1	0	0	1	0	0	1	0	0	s	s	s	s	s	P	P	-	-	-	-	-	-	0	1	1	-	-	-	-	-	siad(<i>Rs</i>)

Field name	Description
sm	Supervisor mode only
ICLASS	Instruction Class
Parse	Packet/Loop parse bits
s5	Field to encode register s

Start threads

The low bits of Rs specify a thread mask, where bit 0 corresponds to thread 0. The number of defined bits depends on the how many hardware threads are supported.

START raises a non-maskable software reset interrupt for all threads specified in the mask. This interrupt causes the thread to clear all writable bits in the Supervisor Status register and then jump to the start vector at the address specified in EVB. Typically, START is used to power up threads after they have been disabled by the STOP instruction.

Syntax

```
start (Rs)
```

Behavior

```
start (Rs) ;
```

Class: SYSTEM (slot 3)

Notes

- This is a solo instruction. It must not be grouped with other instructions in a packet.
- This is a monitor-level feature. If performed in User or Guest mode, a privilege error exception occurs.

Encoding

31	30	29	28	27	26	25	24	23	22	21	20	19	18	17	16	15	14	13	12	11	10	9	8	7	6	5	4	3	2	1	0		
ICLASS					sm						s5					Parse																	
0	1	1	0	0	1	0	0	0	1	1	s	s	s	s	s	P	P	-	-	-	-	-	-	0	0	1	-	-	-	-	-	-	start(Rs)

Field name	Description
sm	Supervisor mode only
ICLASS	Instruction Class
Parse	Packet/Loop parse bits
s5	Field to encode register s

Stop threads

STOP causes the calling thread to enter Stop mode.

Stop mode is a power-off mode where all register contents for that thread should be assumed lost. The only way out of Stop mode is through a reset interrupt. The reset interrupt can be from another thread executing the START instruction, or from an external hardware reset signal.

Note that the source register Rs is not used in the instruction. It exists for backwards compatibility.

Syntax

```
stop(Rs)
```

Behavior

```
if (!in_debug_mode) modectl[TNUM] = 0;
```

Class: SYSTEM (slot 3)

Notes

- This is a solo instruction. It must not be grouped with other instructions in a packet.
- This is a monitor-level feature. If performed in User or Guest mode, a privilege error exception occurs.

Encoding

31	30	29	28	27	26	25	24	23	22	21	20	19	18	17	16	15	14	13	12	11	10	9	8	7	6	5	4	3	2	1	0	
ICLASS					sm						s5					Parse																
0	1	1	0	0	1	0	0	0	1	1	s	s	s	s	s	P	P	-	-	-	-	-	-	0	0	0	-	-	-	-	-	stop(Rs)

Field name	Description
sm	Supervisor mode only
ICLASS	Instruction Class
Parse	Packet/Loop parse bits
s5	Field to encode register s

Software interrupt

Register *Rs* specifies a 32-bit mask, where bit 0 corresponds to the highest-priority interrupt 0, and register bit 31 refers to the lowest-priority interrupt 31.

SWI causes the interrupts indicated in the mask to be raised. This instruction is provided so that threads can very quickly interrupt one another.

Syntax

```
swi (Rs)
```

Behavior

```
IPEND |= Rs;
```

Class: SYSTEM (slot 3)

Notes

- This instruction may only be grouped with ALU32 or non-floating-point XTYPE instructions.
- This is a monitor-level feature. If performed in User or Guest mode, a privilege error exception occurs.

Encoding

31	30	29	28	27	26	25	24	23	22	21	20	19	18	17	16	15	14	13	12	11	10	9	8	7	6	5	4	3	2	1	0	
ICLASS					sm						s5					Parse																
0	1	1	0	0	1	0	0	0	0	0	s	s	s	s	s	P	P	-	-	-	-	-	-	0	0	0	-	-	-	-	-	swi(Rs)

Field name	Description
sm	Supervisor mode only
ICLASS	Instruction Class
Parse	Packet/Loop parse bits
s5	Field to encode register s

TLB read/write/probe operations

Manage the software programmable Translation Lookaside Buffer.

The TLB Read (TLBR) instruction returns the 64-bit TLB entry at the location specified in register Rs. The result is written into the 64-bit destination register pair.

The TLB Write (TLBW) operation writes the 64-bit TLB entry specified by register Rt with the contents of register pair Rss.

The TLB Probe (TLBP) operation looks up the TLB based on the virtual page number contained in register Rs[19:0] together with the 7-bit ASID provided in Rs[26:20]. If the entry is found and marked valid, its index is placed in Rd, otherwise Rd is set to 0x8000_0000.

The TLB Invalidate ASID (TLBINVASID) instruction invalidates all TLB entries with the Global bit NOT set and with the ASID matching the Rs[26:20] operand.

The Conditional TLB Write (CTLBW) instruction first checks if the new entry would overlap the virtual address range of any other entry in the TLB. The overlap check considers page size and ASID. In the overlap check, the Global bit of the incoming Rss entry is forced to zero and the Valid bit is forced to 1. If there is no overlap, the entry is written and the destination register is set to 0x8000_0000. Otherwise, if an overlap occurs, no TLB entry is written and the index on the overlapping entry is placed in Rd. If multiple entries overlap, the value 0xffff_ffff is returned.

The TLB Overlap Check (TLBOC) operation looks up the TLB based on the VPN, page size, and ASID contained in register Rss (in the same format as TLBW). The overlap check considers page size and ASID. In the overlap check, the Global bit of the incoming Rss entry is forced to zero and the Valid bit is forced to 1. If the Rss entry overlaps virtual address range of any another entry in the TLB, the index of the overlapping entry is placed in Rd, otherwise Rd is set to 0x8000_0000. If multiple entries overlap, the value 0xffff_ffff is returned.

For both TLBOC and CTLBW, if the PPN[5:0] are all zero, the behavior is undefined.

Syntax	Behavior
Rd=ctlbw(Rss,Rt)	<pre>if (CHECK_TLB_OVERLAP((1LL<<63) Rss)) { Rd=GET_OVERLAPPING_IDX((1LL<<63) Rss); } else { TLB[Rt] = Rss; Rd=0x80000000; }</pre>
Rd=tlboc(Rss)	<pre>if (CHECK_TLB_OVERLAP((1LL<<63) Rss)) { Rd=GET_OVERLAPPING_IDX((1LL<<63) Rss); } else { Rd=0x80000000; }</pre>
Rd=tlbp(Rs)	Rd=search_TLB(Rs);
Rdd=tlbr(Rs)	Rdd = TLB[Rs];

Syntax

tlbinvasid(Rs)

tlbw(Rss,Rt)

Behavior

```
for (i = 0; i < NUM_TLB_ENTRIES; i++) {
    if ((TLB[i].PTE_G == 0) && (TLB[i].PTE_ASID
== Rs[26:20])) {
        TLB[i] = TLB[i] & ~(1ULL << 63);
    }
}
```

TLB[Rt] = Rss;

Class: SYSTEM (slot 3)**Notes**

- This is a solo instruction. It must not be grouped with other instructions in a packet.
- This is a monitor-level feature. If performed in User or Guest mode, a privilege error exception occurs.

Encoding

31	30	29	28	27	26	25	24	23	22	21	20	19	18	17	16	15	14	13	12	11	10	9	8	7	6	5	4	3	2	1	0		
ICLASS					sm						s5					Parse		t5															
0	1	1	0	1	1	0	0	0	0	0	s	s	s	s	s	P	P	0	t	t	t	t	t	-	-	-	-	-	-	-	-	-	tlbw(Rss,Rt)
ICLASS					sm						s5					Parse							d5										
0	1	1	0	1	1	0	0	0	1	0	s	s	s	s	s	P	P	-	-	-	-	-	-	-	-	-	d	d	d	d	d	Rdd=tlbr(Rs)	
0	1	1	0	1	1	0	0	1	0	0	s	s	s	s	s	P	P	-	-	-	-	-	-	-	-	-	d	d	d	d	d	Rd=tlbp(Rs)	
ICLASS					sm						s5					Parse																	
0	1	1	0	1	1	0	0	1	0	1	s	s	s	s	s	P	P	-	-	-	-	-	-	-	-	-	-	-	-	-	-	tlbinvasid(Rs)	
ICLASS					sm						s5					Parse		t5					d5										
0	1	1	0	1	1	0	0	1	1	0	s	s	s	s	s	P	P	0	t	t	t	t	t	-	-	-	d	d	d	d	d	Rd=ctlbw(Rss,Rt)	
ICLASS					sm						s5					Parse							d5										
0	1	1	0	1	1	0	0	1	1	1	s	s	s	s	s	P	P	-	-	-	-	-	-	-	-	-	d	d	d	d	d	Rd=tlboc(Rss)	

Field name	Description
sm	Supervisor mode only
ICLASS	Instruction Class
Parse	Packet/Loop parse bits
d5	Field to encode register d
s5	Field to encode register s
t5	Field to encode register t

System control register transfer

Move data between supervisor control registers and general registers.

Registers can be moved as 32-bit singles or as 64-bit aligned pairs. The figure shows the system control registers and their register field encodings.

0	SGP0	16	EVB	32	ISDBST	48	PMUCNT0
1	SGP1	17	MODECTL	33	ISDBCFG0	49	PMUCNT1
2	STID	18	SYSCFG	34	ISDBCFG1	50	PMUCNT2
3	ELR	19	-	35	-	51	PMUCNT3
4	BADVA0	20	IPEND	36	BRKPTPC0	52	PMUEVTCFG
5	BADVA1	21	VID	37	BRKPTCFG0	53	PMUCFG
6	SSR	22	IAD	38	BRKPTPC1	54	Reserved
7	CCR	23	-	39	BRKPTCFG1		
8	HTID	24	IEL	40	ISDBMBXIN		
9	BADVA	25	-	41	ISDBMBXOUT		
10	IMASK	26	IAHL	42	ISDBEN		
11	Reserved	27	CFGBASE	43	ISDBGPR		
		28	DIAG	47	Reserved		
		29	REV				
		30	PCYCLELO				
15	Reserved	31	PCYCLEHI	63	Reserved		

Syntax

$Rd=Ss$

$Rdd=Sss$

$Sd=Rs$

$Sdd=Rss$

Behavior

$Rd=Ss$;

$Rdd=Sss$;

$Sd=Rs$;

$Sdd=Rss$;

Class: SYSTEM (slot 3)

Notes

- This is a monitor-level feature. If performed in User or Guest mode, a privilege error exception occurs.

Encoding

31	30	29	28	27	26	25	24	23	22	21	20	19	18	17	16	15	14	13	12	11	10	9	8	7	6	5	4	3	2	1	0	
ICLASS					sm						s5					Parse					d6											
0	1	1	0	0	1	1	1	0	0	-	s	s	s	s	s	P	P	-	-	-	-	-	-	-	-	d	d	d	d	d	d	Sd=Rs
0	1	1	0	1	1	0	1	0	0	-	s	s	s	s	s	P	P	-	-	-	-	-	-	-	-	d	d	d	d	d	d	Sdd=Rss
ICLASS					sm						s6					Parse					d5											
0	1	1	0	1	1	1	0	1	-	s	s	s	s	s	s	P	P	-	-	-	-	-	-	-	-	d	d	d	d	d	d	Rd=Ss
0	1	1	0	1	1	1	1	0	-	s	s	s	s	s	s	P	P	-	-	-	-	-	-	-	-	d	d	d	d	d	d	Rdd=Sss

Field name	Description
sm	Supervisor mode only
ICLASS	Instruction Class
Parse	Packet/Loop parse bits
d5	Field to encode register d
d6	Field to encode register d
s5	Field to encode register s
s6	Field to encode register s

Transition threads to Wait mode

WAIT causes the calling thread to enter Wait mode.

Wait mode is a low-power mode where the thread idles. The thread does not fetch or execute instructions in Wait mode.

When a thread executes WAIT, the PC is set to the packet after the WAIT instruction.

To exit Wait mode, a waiting thread can either receive an interrupt, or another thread can execute the RESUME instruction for the waiting thread. In the case that a thread is woken up by an interrupt, at the time the interrupt service routine completes and executes a RTE instruction, the thread remains running.

Note that the source register Rs is not used in the instruction. It exists for backwards compatibility.

Syntax

```
wait(Rs)
```

Behavior

```
if (!in_debug_mode) modectl[(TNUM+16)] = 1;
;
```

Class: SYSTEM (slot 3)

Notes

- This is a solo instruction. It must not be grouped with other instructions in a packet.
- This is a monitor-level feature. If performed in User or Guest mode, a privilege error exception occurs.

Encoding

31	30	29	28	27	26	25	24	23	22	21	20	19	18	17	16	15	14	13	12	11	10	9	8	7	6	5	4	3	2	1	0		
ICLASS					sm						s5					Parse																	
0	1	1	0	0	1	0	0	0	1	0	s	s	s	s	s	P	P	-	-	-	-	-	-	0	0	0	-	-	-	-	-	-	wait(Rs)

Field name	Description
sm	Supervisor mode only
ICLASS	Instruction Class
Parse	Packet/Loop parse bits
s5	Field to encode register s

11.9.3 SYSTEM/USER

The SYSTEM/USER instruction subclass includes instructions which allow user access to system resources.

Load locked

This memory lock instruction performs a word or double-word locked load.

This instruction returns the contents of the memory at address Rs and also reserves a lock reservation at that address. For more information, see the section on Atomic Operations.

Syntax

Rd=memw_locked(Rs)

Rdd=memd_locked(Rs)

Behavior

EA=Rs;
Rd = *EA;

EA=Rs;
Rdd = *EA;

Class: SYSTEM (slots 0)

Notes

- This instruction can only be grouped with ALU32 or non-floating-point XTYPE instructions.

Encoding

31	30	29	28	27	26	25	24	23	22	21	20	19	18	17	16	15	14	13	12	11	10	9	8	7	6	5	4	3	2	1	0	
ICLASS				Amode			Type			U N	s5					Parse		d5														
1	0	0	1	0	0	1	0	0	0	0	s	s	s	s	s	P	P	0	0	-	-	-	-	-	0	0	d	d	d	d	d	Rd=memw_locked(Rs)
1	0	0	1	0	0	1	0	0	0	0	s	s	s	s	s	P	P	0	1	-	-	-	-	-	0	0	d	d	d	d	d	Rdd=memd_locked(Rs)

Field name	Description
ICLASS	Instruction Class
Amode	Amode
Type	Type
UN	Unsigned
Parse	Packet/Loop parse bits
d5	Field to encode register d
s5	Field to encode register s

Store conditional

This memory lock instruction performs a word or double-word conditional store operation.

If the address reservation is held by this thread and there have been no intervening accesses to the memory location, the store is performed and the predicate is set to true. Otherwise, the store is not performed and the predicate returns false. For more information, see the section on Atomic Operations.

Syntax

```
memd_locked(Rs, Pd) = Rtt
```

```
memw_locked(Rs, Pd) = Rt
```

Behavior

```
EA=Rs;
if (lock_valid) {
    *EA = Rtt;
    Pd = 0xff;
    lock_valid = 0;
} else {
    Pd = 0;
}
```

```
EA=Rs;
if (lock_valid) {
    *EA = Rt;
    Pd = 0xff;
    lock_valid = 0;
} else {
    Pd = 0;
}
```

Class: SYSTEM (slots 0)

Notes

- This instruction may only be grouped with ALU32 or non-floating-point XTYPE instructions.
- The predicate generated by this instruction cannot be used as a .new predicate, nor can it be automatically AND'd with another predicate.

Encoding

31	30	29	28	27	26	25	24	23	22	21	20	19	18	17	16	15	14	13	12	11	10	9	8	7	6	5	4	3	2	1	0	
ICLASS				Amode				Type				U	s5					Parse		t5					d2							
1	0	1	0	0	0	0	0	1	0	1	s	s	s	s	s	P	P	-	t	t	t	t	t	-	-	-	-	-	-	d	d	memw_locked(Rs,Pd)=Rt
1	0	1	0	0	0	0	0	1	1	1	s	s	s	s	s	P	P	0	t	t	t	t	t	-	-	-	-	-	-	d	d	memd_locked(Rs,Pd)=Rtt

Field name	Description
ICLASS	Instruction Class
Parse	Packet/Loop parse bits
d2	Field to encode register d
s5	Field to encode register s

Field name	Description
t5	Field to encode register t
Amode	Amode
Type	Type
UN	Unsigned

Zero a cache line

DCZEROA clears 32 bytes of memory.

If the memory is marked write-back cacheable, a cache line is allocated in the data cache and 32 bytes are cleared.

If the memory is write-through or write-back, 32 bytes of zeros are sent to memory.

This instruction is useful for efficiently handling write-only data by pre-allocating lines in the cache.

The address must be 32-byte aligned. If not, an unaligned error exception is raised.

If this instruction appears in a packet, slot 1 must be A-type or empty.

Syntax

```
dczeroa(Rs)
```

Behavior

```
EA=Rs;
dcache_zero_addr(EA);
```

Class: SYSTEM (slots 0)

Notes

- A packet containing this instruction must have slot 1 either empty or executing an ALU32 instruction.

Intrinsics

```
dczeroa(Rs)
```

```
void Q6_dczeroa_A(Address a)
```

Encoding

31	30	29	28	27	26	25	24	23	22	21	20	19	18	17	16	15	14	13	12	11	10	9	8	7	6	5	4	3	2	1	0			
ICLASS				Amode				Type		UN	s5					Parse																		
1	0	1	0	0	0	0	0	1	1	0	s	s	s	s	s	P	P	0	-	-	-	-	-	-	-	-	-	-	-	-	-	-	-	dczeroa(Rs)

Field name	Description
ICLASS	Instruction Class
Parse	Packet/Loop parse bits
s5	Field to encode register s
Amode	Amode
Type	Type
UN	Unsigned

Memory barrier

BARRIER establishes a memory barrier to ensure proper ordering between accesses before the barrier instruction and accesses after the barrier instruction.

All accesses before the barrier are globally observable before any access after the barrier can be observed.

The use of this instruction is system-dependent.

Syntax

```
barrier
```

Behavior

```
memory_barrier;
```

Class: SYSTEM (slots 0)

Notes

- This is a solo instruction. It must not be grouped with other instructions in a packet.

Encoding

31	30	29	28	27	26	25	24	23	22	21	20	19	18	17	16	15	14	13	12	11	10	9	8	7	6	5	4	3	2	1	0		
ICLASS				Amode			Type			U N						Parse																	
1	0	1	0	1	0	0	0	0	0	0	-	-	-	-	-	P	P	-	-	-	-	-	-	0	0	0	-	-	-	-	-	-	barrier

Field name	Description
ICLASS	Instruction Class
Parse	Packet/Loop parse bits
Amode	Amode
Type	Type
UN	Unsigned

Breakpoint

BRKPT causes the program to enter Debug mode if enabled by ISDB.

Execution control is handed to ISDB and the program does not proceed until directed by the debugger.

If ISDB is disabled, this instruction is treated as a NOP.

Syntax

brkpt

Behavior

Enter Debug mode;

Class: SYSTEM (slot 3)

Notes

- This is a solo instruction. It must not be grouped with other instructions in a packet.

Encoding

31	30	29	28	27	26	25	24	23	22	21	20	19	18	17	16	15	14	13	12	11	10	9	8	7	6	5	4	3	2	1	0	
ICLASS					sm											Parse																
0	1	1	0	1	1	0	0	0	0	1	-	-	-	-	-	P	P	-	-	-	-	-	-	0	0	0	-	-	-	-	-	brkpt

Field name	Description
sm	Supervisor mode only
ICLASS	Instruction Class
Parse	Packet/Loop parse bits

Data cache prefetch

DCFETCH prefetches the data at address Rs + unsigned immediate.

This instruction is a hint to the memory system, and is handled in an implementation-dependent manner.

Syntax

```
dcfetch(Rs)
```

```
dcfetch(Rs+#u11:3)
```

Behavior

```
Assembler mapped to: "dcfetch(Rs+#0)"
```

```
EA=Rs+#u;
dcache_fetch(EA);
```

Class: SYSTEM (slots 0)

Intrinsics

```
dcfetch(Rs)
```

```
void Q6_dcfetch_A(Address a)
```

Encoding

31	30	29	28	27	26	25	24	23	22	21	20	19	18	17	16	15	14	13	12	11	10	9	8	7	6	5	4	3	2	1	0	
ICLASS				Amode			Type			UN	s5					Parse																
1	0	0	1	0	1	0	0	0	0	0	s	s	s	s	s	P	P	0	-	-	i	i	i	i	i	i	i	i	i	i	i	dcfetch(Rs+#u11:3)

Field name	Description
ICLASS	Instruction Class
Amode	Amode
Type	Type
UN	Unsigned
Parse	Packet/Loop parse bits
s5	Field to encode register s

Data cache maintenance user operations

Perform maintenance operations on the data cache.

DCCLEANINVA looks up the data cache at address Rs. If this address is in the cache and has dirty data, the data is flushed out to memory and the line is then invalidated.

DCCLEANA looks up the data cache at address Rs. If this address is in the cache and has dirty data, the data is flushed out to memory.

DCINVA looks up the data cache at address Rs. If this address is in the cache, the line containing the data is invalidated.

If an instruction appears in a packet, slot 1 must be A-type or empty.

In implementations that support L2 cache, these instructions operate on both L1 data and L2 caches.

Syntax	Behavior
<code>dccleana (Rs)</code>	EA=Rs; dcache_clean_addr (EA) ;
<code>dccleaninva (Rs)</code>	EA=Rs; dcache_cleaninv_addr (EA) ;
<code>dcinva (Rs)</code>	EA=Rs; dcache_cleaninv_addr (EA) ;

Class: SYSTEM (slots 0)

Notes

- A packet containing this instruction must have slot 1 either empty or executing an ALU32 instruction.

Intrinsics

<code>dccleana (Rs)</code>	<code>void Q6_dccleana_A (Address a)</code>
<code>dccleaninva (Rs)</code>	<code>void Q6_dccleaninva_A (Address a)</code>
<code>dcinva (Rs)</code>	<code>void Q6_dcinva_A (Address a)</code>

Encoding

31	30	29	28	27	26	25	24	23	22	21	20	19	18	17	16	15	14	13	12	11	10	9	8	7	6	5	4	3	2	1	0						
ICLASS		Amode				Type		U	N	s5					Parse																						
1	0	1	0	0	0	0	0	0	0	0	0	s	s	s	s	s	P	P	-	-	-	-	-	-	-	-	-	-	-	-	-	-	-	-	dccleana(Rs)		
1	0	1	0	0	0	0	0	0	0	0	1	s	s	s	s	s	P	P	-	-	-	-	-	-	-	-	-	-	-	-	-	-	-	-	-	dcinva(Rs)	
1	0	1	0	0	0	0	0	0	0	1	0	s	s	s	s	s	P	P	-	-	-	-	-	-	-	-	-	-	-	-	-	-	-	-	-	-	dccleaninva(Rs)

Field name	Description
ICLASS	Instruction Class
Parse	Packet/Loop parse bits
s5	Field to encode register s
Amode	Amode
Type	Type
UN	Unsigned

Instruction cache maintenance user operations

ICINVA looks up the address in Rs in the instruction cache.

If the address is found, the instruction invalidates the corresponding cache line. If the user does not have proper permissions to the page which is to be invalidated, the instruction is converted to a NOP.

Syntax

```
icinva(Rs)
```

Behavior

```
EA=Rs;
icache_inv_addr(EA);
```

Class: SYSTEM (slot 2)

Notes

- This is a solo instruction. It must not be grouped with other instructions in a packet.

Encoding

31	30	29	28	27	26	25	24	23	22	21	20	19	18	17	16	15	14	13	12	11	10	9	8	7	6	5	4	3	2	1	0		
ICLASS										s5					Parse																		
0	1	0	1	0	1	1	0	1	1	0	s	s	s	s	s	P	P	0	0	0	-	-	-	-	-	-	-	-	-	-	-	-	icinva(Rs)

Field name	Description
ICLASS	Instruction Class
Parse	Packet/Loop parse bits
s5	Field to encode register s

Instruction synchronization

ISYNC ensures that all previous instructions have committed before continuing to the next instruction.

This instruction should be executed after the following events (when subsequent instructions must observe the results of the event):

- After modifying the TLB with a TLBW instruction
- After modifying the SSR register
- After modifying the SYSCFG register
- After any instruction cache maintenance operation
- After modifying the TID register

Syntax

```
isync
```

Behavior

```
instruction_sync;
```

Class: SYSTEM (slot 2)

Notes

- This is a solo instruction. It must not be grouped with other instructions in a packet.

Encoding

31	30	29	28	27	26	25	24	23	22	21	20	19	18	17	16	15	14	13	12	11	10	9	8	7	6	5	4	3	2	1	0	
ICLASS																Parse																
0	1	0	1	0	1	1	1	1	1	0	0	0	0	0	0	P	P	0	-	-	-	0	0	0	0	0	0	0	0	1	0	isync

Field name	Description
ICLASS	Instruction Class
Parse	Packet/Loop parse bits

L2 cache prefetch

L2FETCH initiates background prefetching into the L2 cache.

Rs specifies the 32-bit virtual start address. There are two forms of this instruction.

In the first form, the dimensions of the area to prefetch are encoded in source register Rt as follows:

Rt[15:8] = Width of a fetch block in bytes.

Rt[7:0] = Height: the number of Width-sized blocks to fetch.

Rt[31:16] = Stride: an unsigned byte offset which is used to increment the pointer after each Width-sized block is fetched.

In the second form, the operands are encoded in register pair Rtt as follows:

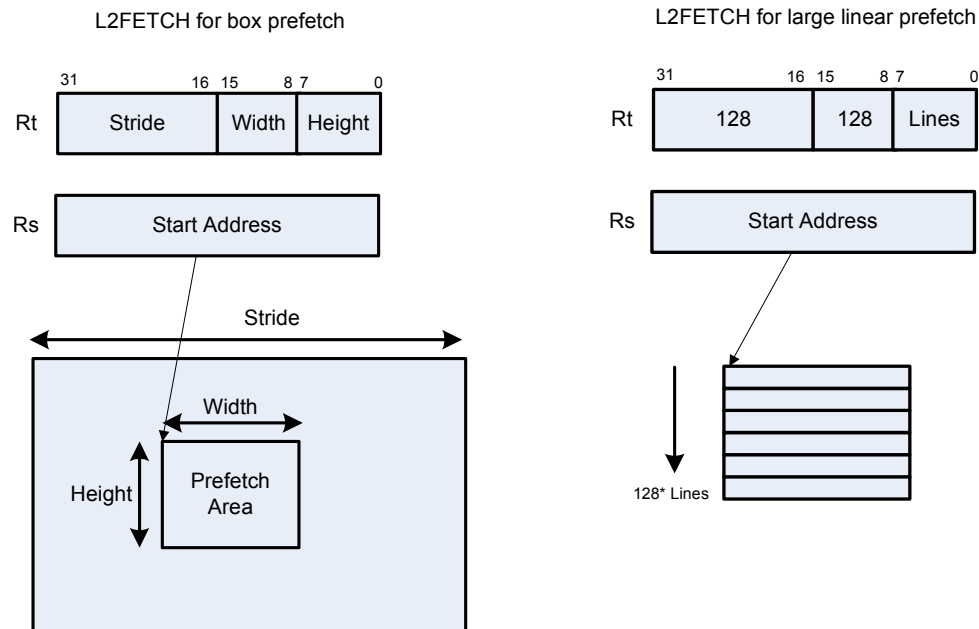
Rtt[31:16] = Width of a fetch block in bytes.

Rtt[15:0] = Height: the number of Width-sized blocks to fetch.

Rtt[47:32] = Stride: an unsigned byte offset which is used to increment the pointer after each Width-sized block is fetched.

Rtt[48] = Direction. If clear, the prefetches should be performed in row major form meaning all cache lines in a row should be fetched before proceeding to the next row. If the bit is set, prefetch should be done in column major form meaning all cache lines in a column are fetched before proceeding to the next column.

The following figure shows two examples of using the L2FETCH instruction.



In the box prefetch, a 2-D range of memory is defined within a larger frame. The second example shows prefetch for a large linear area of memory which has size Lines * 128.

L2FETCH is non-blocking. After the instruction is initiated, the program continues on to the next instruction while the prefetching performs in the background. L2fetch can be used to bring in either code or data to the L2 cache. If the lines of interest are already in the L2, no action is performed. If the lines are missing from the L2\$, the hardware attempts to fetch them from the system memory.

The hardware prefetch engine continues to request all lines in the programmed memory range. The prefetching hardware makes a best-effort to prefetch the requested data, and attempts to perform prefetching at a lower priority than demand fetches. This prevents prefetch from adding traffic while the system is under heavy load.

If a program initiates a new L2FETCH while an older L2FETCH operation is still pending, the new request is queued, up to 3 deep. If 3 L2FETCHes are already pending, the oldest request is dropped. During the time a L2 prefetch is active for a thread, the USR:PFA status bit is set to indicate that prefetches are in-progress. This bit can be used by the programmer to decide whether or not to start a new L2FETCH before the previous one completes.

Executing an L2fetch with any subfield programmed as zero cancels all pending prefetches by the calling thread.

The implementation is free to drop prefetches when needed.

Syntax

```
l2fetch(Rs,Rt)
```

```
l2fetch(Rs,Rtt)
```

Behavior

```
l2fetch(Rs,INFO);
```

```
l2fetch(Rs,INFO);
```

Class: SYSTEM (slots 0)**Notes**

- This instruction can only be grouped with ALU32 or non-floating-point XTYPE instructions.

Intrinsics

```
l2fetch(Rs,Rt)
```

```
l2fetch(Rs,Rtt)
```

```
void Q6_l2fetch_AR(Address a, Word32 Rt)
```

```
void Q6_l2fetch_AP(Address a, Word64 Rtt)
```

Encoding

31	30	29	28	27	26	25	24	23	22	21	20	19	18	17	16	15	14	13	12	11	10	9	8	7	6	5	4	3	2	1	0		
ICLASS				Amode			Type	UN	s5					Parse		t5																	
1	0	1	0	0	1	1	0	0	0	0	s	s	s	s	s	P	P	-	t	t	t	t	t	0	0	0	-	-	-	-	-	-	l2fetch(Rs,Rt)
1	0	1	0	0	1	1	0	1	0	0	s	s	s	s	s	P	P	-	t	t	t	t	t	-	-	-	-	-	-	-	-	-	l2fetch(Rs,Rtt)

Field name	Description
ICLASS	Instruction Class
Parse	Packet/Loop parse bits
s5	Field to encode register s
t5	Field to encode register t
Amode	Amode
Type	Type
UN	Unsigned

Pause

The PAUSE instruction pauses execution for a specified period of time.

During the pause duration, the program enters a low-power state and does not fetch and execute instructions. The instruction provides a short immediate which indicates the pause duration. The program will pause for at most the number of cycles specified in the immediate plus 8. The minimum pause is 0 cycles, and the maximum pause is implementation defined.

An interrupt to the program exits the paused state.

System events, such as hardware or DMA completion, can trigger exits from Pause mode.

An implementation is free to pause for durations shorter than (immediate+8), but not longer.

This instruction is useful for implementing user-level low-power synchronization operations, such as spin locks or wait-for-event signaling.

Syntax

```
pause (#u8)
```

Behavior

```
Pause for #u cycles;
```

Class: SYSTEM (slot 2)

Notes

- This is a solo instruction. It must not be grouped with other instructions in a packet.

Encoding

31	30	29	28	27	26	25	24	23	22	21	20	19	18	17	16	15	14	13	12	11	10	9	8	7	6	5	4	3	2	1	0		
ICLASS																Parse																	
0	1	0	1	0	1	0	0	0	1	-	-	-	-	-	-	P	P	-	i	i	i	i	i	i	-	-	-	i	i	i	-	-	pause(#u8)

Field name

ICLASS

Parse

Description

Instruction Class

Packet/Loop parse bits

Memory thread synchronization

The SYNCHT instruction synchronizes memory.

All outstanding memory operations, including cached and uncached loads and stores, are completed before the processor continues to the next instruction. This ensures that certain memory operations are performed in the desired order (for example, when accessing I/O devices).

After performing a SYNCHT operation, the processor ceases fetching and executing instructions from the program until all outstanding memory operations of that program are completed.

In multi-threaded or multi-core environments, SYNCHT is not concerned with other execution contexts.

The use of this instruction is system-dependent.

Syntax

```
syncht
```

Behavior

```
memory_sync;
```

Class: SYSTEM (slots 0)

Notes

- This is a solo instruction. It must not be grouped with other instructions in a packet.

Encoding

31	30	29	28	27	26	25	24	23	22	21	20	19	18	17	16	15	14	13	12	11	10	9	8	7	6	5	4	3	2	1	0		
ICLASS				Amode			Type		U							Parse																	
1	0	1	0	1	0	0	0	0	1	0	-	-	-	-	-	P	P	-	-	-	-	-	-	-	-	-	-	-	-	-	-	-	syncht

Field name	Description
ICLASS	Instruction Class
Parse	Packet/Loop parse bits
Amode	Amode
Type	Type
UN	Unsigned

Send value to ETM trace

TRACE takes the value of register Rs and emits it to the ETM trace.

The ETM block must be enabled, and the thread must have permissions to perform tracing. The contents of Rs are user-defined.

Syntax

```
trace (Rs)
```

Behavior

```
Send value to ETM trace;
```

Class: SYSTEM (slot 3)

Notes

- This instruction can only be grouped with ALU32 or non-floating-point XTYPE instructions.

Encoding

31	30	29	28	27	26	25	24	23	22	21	20	19	18	17	16	15	14	13	12	11	10	9	8	7	6	5	4	3	2	1	0		
ICLASS					sm						s5					Parse																	
0	1	1	0	0	0	1	0	0	1	0	s	s	s	s	s	P	P	-	-	-	-	-	-	-	-	-	-	-	-	-	-	-	trace(Rs)

Field name	Description
sm	Supervisor mode only
ICLASS	Instruction Class
Parse	Packet/Loop parse bits
s5	Field to encode register s

Trap

TRAP causes a precise exception.

Executing a TRAP instruction sets the EX bit in SSR to 1, which disables interrupts and enables Supervisor mode. The program then jumps to the vector location (either TRAP0 or TRAP1). The instruction specifies a n 8-bit immediate field. This field is copied into the system status register cause field.

Upon returning from the service routine with a RTE, execution resumes at the packet after the TRAP instruction.

These instructions are generally intended for user code to request services from the operating system. Two TRAP instructions are provided so the OS can optimize for fast service routines and slower service routines.

Syntax	Behavior
trap0 (#u8)	SSR.CAUSE = #u; TRAP "0";
trap1 (#u8)	Assembler mapped to: "trap1(R0, #u8) "
trap1 (Rx, #u8)	<pre>if (!can_handle_trap1_virtinsn(#u)) { SSR.CAUSE = #u; TRAP "1"; } else if (#u == 1) { VMRTE; } else if (#u == 3) { VMSETIE; } else if (#u == 4) { VMGETIE; } else if (#u == 6) { VMSPSWAP; }</pre>

Class: SYSTEM (slot 2)

Notes

- This is a solo instruction. It must not be grouped with other instructions in a packet.

Encoding

31	30	29	28	27	26	25	24	23	22	21	20	19	18	17	16	15	14	13	12	11	10	9	8	7	6	5	4	3	2	1	0		
ICLASS																Parse																	
0	1	0	1	0	1	0	0	0	0	-	-	-	-	-	-	P	P	-	i	i	i	i	i	i	-	-	-	i	i	i	-	-	trap0(#u8)
ICLASS																x5					Parse												
0	1	0	1	0	1	0	0	1	0	-	x	x	x	x	x	P	P	-	i	i	i	i	i	i	-	-	-	i	i	i	-	-	trap1(Rx,#u8)

Field name	Description
ICLASS	Instruction Class
Parse	Packet/Loop parse bits
x5	Field to encode register x

11.10 XTYPE

The XTYPE instruction class includes instructions which perform most of the data processing done by the Hexagon processor.

XTYPE instructions are executable on slot 2 or slot 3.

11.10.1 XTYPE/ALU

The XTYPE/ALU instruction subclass includes instructions which perform arithmetic and logical operations.

Absolute value doubleword

Take the absolute value of the 64-bit source register and place it in the destination register.

Syntax

```
Rdd=abs(Rss)
```

Behavior

```
Rdd = ABS(Rss);
```

Class: XTYPE (slots 2,3)

Intrinsics

```
Rdd=abs(Rss)
```

```
Word64 Q6_P_abs_P(Word64 Rss)
```

Encoding

31	30	29	28	27	26	25	24	23	22	21	20	19	18	17	16	15	14	13	12	11	10	9	8	7	6	5	4	3	2	1	0	
ICLASS				RegType				MajOp				s5					Parse		MinOp			d5										
1	0	0	0	0	0	0	0	1	0	0	s	s	s	s	s	P	P	-	-	-	-	-	-	1	1	0	d	d	d	d	d	Rdd=abs(Rss)

Field name	Description
ICLASS	Instruction Class
Parse	Packet/Loop parse bits
d5	Field to encode register d
s5	Field to encode register s
MajOp	Major Opcode
MinOp	Minor Opcode
RegType	Register Type

Absolute value word

Take the absolute value of the source register and place it in the destination register.

The 32-bit absolute value is available with optional saturation. The single case of saturation is if the source register is equal to 0x8000_0000, the destination saturates to 0x7fff_ffff.

Syntax

```
Rd=abs(Rs) [:sat]
```

Behavior

```
Rd = [sat_32] (ABS (sxt32->64(Rs))) ;
```

Class: XTYPE (slots 2,3)

Notes

- If saturation occurs during execution of this instruction (a result is clamped to either maximum or minimum values), the OVF bit in the Status Register is set. OVF remains set until explicitly cleared by a transfer to SR.

Intrinsics

```
Rd=abs(Rs)
```

```
Word32 Q6_R_abs_R(Word32 Rs)
```

```
Rd=abs(Rs):sat
```

```
Word32 Q6_R_abs_R_sat(Word32 Rs)
```

Encoding

31	30	29	28	27	26	25	24	23	22	21	20	19	18	17	16	15	14	13	12	11	10	9	8	7	6	5	4	3	2	1	0	
ICLASS				RegType				MajOp				s5					Parse		MinOp						d5							
1	0	0	0	1	1	0	0	1	0	0	s	s	s	s	s	P	P	-	-	-	-	-	-	1	0	0	d	d	d	d	d	Rd=abs(Rs)
1	0	0	0	1	1	0	0	1	0	0	s	s	s	s	s	P	P	-	-	-	-	-	-	1	0	1	d	d	d	d	d	Rd=abs(Rs):sat

Field name	Description
ICLASS	Instruction Class
Parse	Packet/Loop parse bits
d5	Field to encode register d
s5	Field to encode register s
MajOp	Major Opcode
MinOp	Minor Opcode
RegType	Register Type

Add and accumulate

Add Rs and Rt or a signed immediate, then add or subtract the resulting value. The result is saved in Rx.

Syntax

Rd=add(Rs,add(Ru,#s6))

Rd=add(Rs,sub(#s6,Ru))

Rx+=add(Rs,#s8)

Rx+=add(Rs,Rt)

Rx-=add(Rs,#s8)

Rx-=add(Rs,Rt)

Behavior

Rd = Rs + Ru + apply_extension(#s);

Rd = Rs - Ru + apply_extension(#s);

apply_extension(#s);
Rx=Rx + Rs + #s;

Rx=Rx + Rs + Rt;

apply_extension(#s);
Rx=Rx - (Rs + #s);

Rx=Rx - (Rs + Rt);

Class: XTYPE (slots 2,3)

Intrinsics

Rd=add(Rs,add(Ru,#s6))

Word32 Q6_R_add_add_RRI(Word32 Rs, Word32 Ru, Word32 Is6)

Rd=add(Rs,sub(#s6,Ru))

Word32 Q6_R_add_sub_RIR(Word32 Rs, Word32 Is6, Word32 Ru)

Rx+=add(Rs,#s8)

Word32 Q6_R_addacc_RI(Word32 Rx, Word32 Rs, Word32 Is8)

Rx+=add(Rs,Rt)

Word32 Q6_R_addacc_RR(Word32 Rx, Word32 Rs, Word32 Rt)

Rx-=add(Rs,#s8)

Word32 Q6_R_addnac_RI(Word32 Rx, Word32 Rs, Word32 Is8)

Rx-=add(Rs,Rt)

Word32 Q6_R_addnac_RR(Word32 Rx, Word32 Rs, Word32 Rt)

Encoding

31	30	29	28	27	26	25	24	23	22	21	20	19	18	17	16	15	14	13	12	11	10	9	8	7	6	5	4	3	2	1	0		
ICLASS				RegType				s5					Parse		d5					u5													
1	1	0	1	1	0	1	1	0	i	i	s	s	s	s	s	P	P	i	d	d	d	d	d	i	i	i	u	u	u	u	u	Rd=add(Rs,add(Ru,#s6))	
1	1	0	1	1	0	1	1	1	i	i	s	s	s	s	s	P	P	i	d	d	d	d	d	i	i	i	u	u	u	u	u	Rd=add(Rs,sub(#s6,Ru))	
ICLASS				RegType				MajOp		s5					Parse		MinOp					x5											
1	1	1	0	0	0	1	0	0	-	-	s	s	s	s	s	P	P	0	i	i	i	i	i	i	i	i	x	x	x	x	x	Rx+=add(Rs,#s8)	
1	1	1	0	0	0	1	0	1	-	-	s	s	s	s	s	P	P	0	i	i	i	i	i	i	i	i	x	x	x	x	x	Rx-=add(Rs,#s8)	
ICLASS				RegType				MajOp		s5					Parse		t5					MinOp					x5						
1	1	1	0	1	1	1	1	0	0	0	s	s	s	s	s	P	P	0	t	t	t	t	t	t	0	0	1	x	x	x	x	x	Rx+=add(Rs,Rt)
1	1	1	0	1	1	1	1	1	0	0	s	s	s	s	s	P	P	0	t	t	t	t	t	t	0	0	1	x	x	x	x	x	Rx-=add(Rs,Rt)

Field name	Description
RegType	Register Type
ICLASS	Instruction Class
MajOp	Major Opcode
MinOp	Minor Opcode
RegType	Register Type
Parse	Packet/Loop parse bits
d5	Field to encode register d
s5	Field to encode register s
t5	Field to encode register t
u5	Field to encode register u
x5	Field to encode register x

Add doublewords

The first form of this instruction adds two 32-bit registers. If the result overflows 32 bits, the result is saturated to 0x7FFF_FFFF for a positive result, or 0x8000_0000 for a negative result. Note that 32-bit non-saturating register add is a ALU32-class instruction and can be executed on any slot.

The second instruction form sign-extends a 32-bit register Rt to 64-bits and performs a 64-bit add with Rss. The result is stored in Rdd.

The third instruction form adds 64-bit registers Rss and Rtt and places the result in Rdd.

The final instruction form adds two 64-bit registers Rss and Rtt. If the result overflows 64 bits, then it is saturated to 0x7fff_ffff_ffff_ffff for a positive result, or 0x8000_0000_0000_0000 for a negative result.

Syntax	Behavior
<code>Rd=add(Rs,Rt):sat:deprecated</code>	<code>Rd=sat_32(Rs+Rt);</code>
<code>Rdd=add(Rs,Rtt)</code>	<pre>if ("Rs & 1") { Assembler mapped to: "Rdd=add(Rss,Rtt):raw:hi"; } else { Assembler mapped to: "Rdd=add(Rss,Rtt):raw:lo"; }</pre>
<code>Rdd=add(Rss,Rtt)</code>	<code>Rdd=Rss+Rtt;</code>
<code>Rdd=add(Rss,Rtt):raw:hi</code>	<code>Rdd=Rtt+sxt_{32->64}(Rss.w[1]);</code>
<code>Rdd=add(Rss,Rtt):raw:lo</code>	<code>Rdd=Rtt+sxt_{32->64}(Rss.w[0]);</code>
<code>Rdd=add(Rss,Rtt):sat</code>	<code>Rdd=sat₆₄(Rss+Rtt);</code>

Class: XTYPE (slots 2,3)

Notes

- If saturation occurs during execution of this instruction (a result is clamped to either maximum or minimum values), the OVF bit in the Status Register is set. OVF remains set until explicitly cleared by a transfer to SR.

Intrinsics

<code>Rdd=add(Rs,Rtt)</code>	<code>Word64 Q6_P_add_RP(Word32 Rs, Word64 Rtt)</code>
<code>Rdd=add(Rss,Rtt)</code>	<code>Word64 Q6_P_add_PP(Word64 Rss, Word64 Rtt)</code>
<code>Rdd=add(Rss,Rtt):sat</code>	<code>Word64 Q6_P_add_PP_sat(Word64 Rss, Word64 Rtt)</code>

Encoding

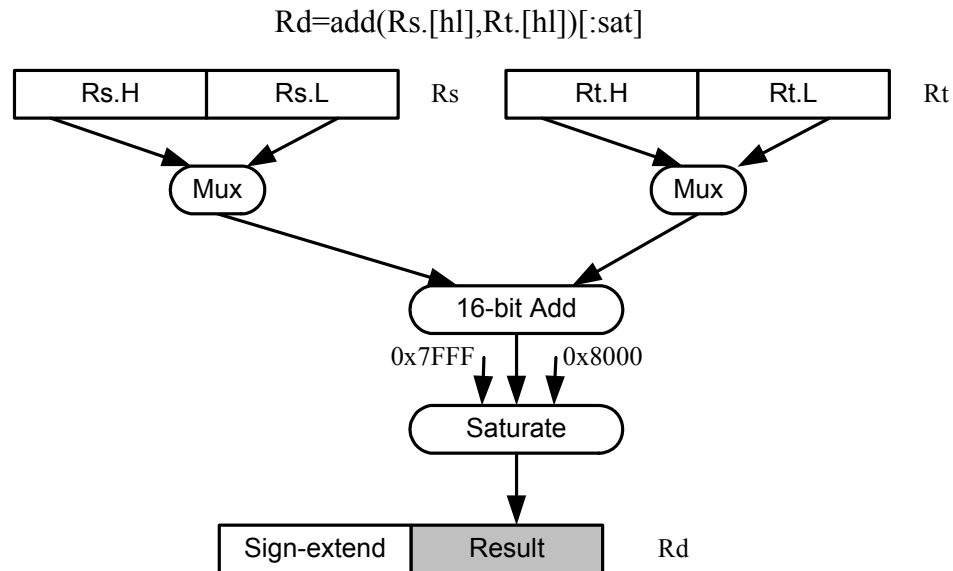
31	30	29	28	27	26	25	24	23	22	21	20	19	18	17	16	15	14	13	12	11	10	9	8	7	6	5	4	3	2	1	0	
ICLASS			RegType					s5					Parse		t5					MinOp			d5									
1	1	0	1	0	0	1	1	0	0	0	s	s	s	s	s	P	P	-	t	t	t	t	t	1	1	1	d	d	d	d	d	Rdd=add(Rss,Rtt)
1	1	0	1	0	0	1	1	0	1	1	s	s	s	s	s	P	P	-	t	t	t	t	t	1	0	1	d	d	d	d	d	Rdd=add(Rss,Rtt):sat
1	1	0	1	0	0	1	1	0	1	1	s	s	s	s	s	P	P	-	t	t	t	t	t	1	1	0	d	d	d	d	d	Rdd=add(Rss,Rtt):raw:lo
1	1	0	1	0	0	1	1	0	1	1	s	s	s	s	s	P	P	-	t	t	t	t	t	1	1	1	d	d	d	d	d	Rdd=add(Rss,Rtt):raw:hi
1	1	0	1	0	1	0	1	1	0	0	s	s	s	s	s	P	P	-	t	t	t	t	t	0	-	-	d	d	d	d	d	Rd=add(Rs,Rt):sat:depreca ted

Field name	Description
RegType	Register Type
MinOp	Minor Opcode
ICLASS	Instruction Class
Parse	Packet/Loop parse bits
d5	Field to encode register d
s5	Field to encode register s
t5	Field to encode register t

Add halfword

Perform a 16-bit add with optional saturation, and place the result in either the upper or lower half of a register. If the result goes in the upper half, the sources can be any high or low halfword of Rs and Rt. The lower 16 bits of the result are zeroed.

If the result is to be placed in the lower 16 bits of Rd, the Rs source can be either high or low, but the other source must be the low halfword of Rt. In this case, the upper halfword of Rd is the sign-extension of the low halfword.



Syntax

```
Rd=add(Rt.L,Rs.[HL])[:sat]
```

```
Rd=add(Rt.[HL],Rs.[HL])[:sat]:<<16
```

Behavior

```
Rd=[sat_16](Rt.h[0]+Rs.h[01]);
```

```
Rd=( [sat_16](Rt.h[01]+Rs.h[01]))<<16;
```

Class: XTYPE (slots 2,3)

Notes

- If saturation occurs during execution of this instruction (a result is clamped to either maximum or minimum values), the OVF bit in the Status Register is set. OVF remains set until explicitly cleared by a transfer to SR.

Intrinsics

```
Rd=add(Rt.H,Rs.H):<<16
```

```
Word32 Q6_R_add_RhRh_s16(Word32 Rt, Word32 Rs)
```

```
Rd=add(Rt.H,Rs.H):sat:<<16
```

```
Word32 Q6_R_add_RhRh_sat_s16(Word32 Rt, Word32 Rs)
```

```
Rd=add(Rt.H,Rs.L):<<16
```

```
Word32 Q6_R_add_RhRl_s16(Word32 Rt, Word32 Rs)
```

```
Rd=add(Rt.H,Rs.L):sat:<<16
```

```
Word32 Q6_R_add_RhRl_sat_s16(Word32 Rt, Word32 Rs)
```

```
Rd=add(Rt.L,Rs.H)
```

```
Word32 Q6_R_add_RlRh(Word32 Rt, Word32 Rs)
```

Rd=add(Rt.L,Rs.H):<<16	Word32 Q6_R_add_RlRh_s16(Word32 Rt, Word32 Rs)
Rd=add(Rt.L,Rs.H):sat	Word32 Q6_R_add_RlRh_sat(Word32 Rt, Word32 Rs)
Rd=add(Rt.L,Rs.H):sat:<<16	Word32 Q6_R_add_RlRh_sat_s16(Word32 Rt, Word32 Rs)
Rd=add(Rt.L,Rs.L)	Word32 Q6_R_add_RlRl(Word32 Rt, Word32 Rs)
Rd=add(Rt.L,Rs.L):<<16	Word32 Q6_R_add_RlRl_s16(Word32 Rt, Word32 Rs)
Rd=add(Rt.L,Rs.L):sat	Word32 Q6_R_add_RlRl_sat(Word32 Rt, Word32 Rs)
Rd=add(Rt.L,Rs.L):sat:<<16	Word32 Q6_R_add_RlRl_sat_s16(Word32 Rt, Word32 Rs)

Encoding

31	30	29	28	27	26	25	24	23	22	21	20	19	18	17	16	15	14	13	12	11	10	9	8	7	6	5	4	3	2	1	0	
ICLASS				RegType				s5					Parse		t5					MinOp		d5										
1	1	0	1	0	1	0	1	0	0	0	s	s	s	s	s	P	P	-	t	t	t	t	t	0	0	-	d	d	d	d	d	Rd=add(Rt.L,Rs.L)
1	1	0	1	0	1	0	1	0	0	0	s	s	s	s	s	P	P	-	t	t	t	t	t	0	1	-	d	d	d	d	d	Rd=add(Rt.L,Rs.H)
1	1	0	1	0	1	0	1	0	0	0	s	s	s	s	s	P	P	-	t	t	t	t	t	1	0	-	d	d	d	d	d	Rd=add(Rt.L,Rs.L):sat
1	1	0	1	0	1	0	1	0	0	0	s	s	s	s	s	P	P	-	t	t	t	t	t	1	1	-	d	d	d	d	d	Rd=add(Rt.L,Rs.H):sat
1	1	0	1	0	1	0	1	0	1	0	s	s	s	s	s	P	P	-	t	t	t	t	t	0	0	0	d	d	d	d	d	Rd=add(Rt.L,Rs.L):<<16
1	1	0	1	0	1	0	1	0	1	0	s	s	s	s	s	P	P	-	t	t	t	t	t	0	0	1	d	d	d	d	d	Rd=add(Rt.L,Rs.H):<<16
1	1	0	1	0	1	0	1	0	1	0	s	s	s	s	s	P	P	-	t	t	t	t	t	0	1	0	d	d	d	d	d	Rd=add(Rt.H,Rs.L):<<16
1	1	0	1	0	1	0	1	0	1	0	s	s	s	s	s	P	P	-	t	t	t	t	t	0	1	1	d	d	d	d	d	Rd=add(Rt.H,Rs.H):<<16
1	1	0	1	0	1	0	1	0	1	0	s	s	s	s	s	P	P	-	t	t	t	t	t	1	0	0	d	d	d	d	d	Rd=add(Rt.L,Rs.L):sat:<<16
1	1	0	1	0	1	0	1	0	1	0	s	s	s	s	s	P	P	-	t	t	t	t	t	1	0	1	d	d	d	d	d	Rd=add(Rt.L,Rs.H):sat:<<16
1	1	0	1	0	1	0	1	0	1	0	s	s	s	s	s	P	P	-	t	t	t	t	t	1	1	0	d	d	d	d	d	Rd=add(Rt.H,Rs.L):sat:<<16
1	1	0	1	0	1	0	1	0	1	0	s	s	s	s	s	P	P	-	t	t	t	t	t	1	1	1	d	d	d	d	d	Rd=add(Rt.H,Rs.H):sat:<<16

Field name	Description
RegType	Register Type
MinOp	Minor Opcode
ICLASS	Instruction Class
Parse	Packet/Loop parse bits
d5	Field to encode register d
s5	Field to encode register s
t5	Field to encode register t

Add or subtract doublewords with carry

Add or subtract with carry. Predicate register Px is used as an extra input and output.

For adds, the LSB of the predicate is added to the sum of the two input pairs.

For subtracts, the predicate is considered a not-borrow. The LSB of the predicate is added to the first source register and the logical complement of the second argument.

The carry-out from the sum is saved in predicate Px.

These instructions allow efficient addition or subtraction of numbers larger than 64 bits.

Syntax

```
Rdd=add(Rss,Rtt,Px):carry
```

Behavior

```
PREDUSE_TIMING;
Rdd = Rss + Rtt + Px[0];
Px = carry_from_add(Rss,Rtt,Px[0]) ? 0xff : 0x00;
```

```
Rdd=sub(Rss,Rtt,Px):carry
```

```
PREDUSE_TIMING;
Rdd = Rss + ~Rtt + Px[0];
Px = carry_from_add(Rss,~Rtt,Px[0]) ? 0xff : 0x00;
```

Class: XTYPE (slots 2,3)

Notes

- The predicate generated by this instruction cannot be used as a .new predicate, nor can it be automatically AND'd with another predicate.

Encoding

31	30	29	28	27	26	25	24	23	22	21	20	19	18	17	16	15	14	13	12	11	10	9	8	7	6	5	4	3	2	1	0	
ICLASS				RegType				Maj				s5					Parse		t5					x2		d5						
1	1	0	0	0	0	1	0	1	1	0	s	s	s	s	s	P	P	-	t	t	t	t	t	-	x	x	d	d	d	d	d	Rdd=add(Rss,Rtt,Px):carry
1	1	0	0	0	0	1	0	1	1	1	s	s	s	s	s	P	P	-	t	t	t	t	t	-	x	x	d	d	d	d	d	Rdd=sub(Rss,Rtt,Px):carry

Field name	Description
ICLASS	Instruction Class
Parse	Packet/Loop parse bits
d5	Field to encode register d
s5	Field to encode register s
t5	Field to encode register t
x2	Field to encode register x
Maj	Major Opcode
Min	Minor Opcode
RegType	Register Type

Clip to unsigned

Clip input to an unsigned integer.

Syntax

```
Rd=clip(Rs,#u5)
```

Behavior

```
Rd=MIN((1<<#u)-1,MAX(Rs,-(1<<#u)));  
;
```

Class: XTYPE (slots 2,3)

Notes

- This instruction can only execute on a core with the Hexagon audio extensions

Intrinsics

```
Rd=clip(Rs,#u5)
```

```
Word32 Q6_R_clip_RI(Word32 Rs, Word32 Iu5)
```

Encoding

31	30	29	28	27	26	25	24	23	22	21	20	19	18	17	16	15	14	13	12	11	10	9	8	7	6	5	4	3	2	1	0	
ICLASS				RegType				MajOp				s5					Parse		MinOp					d5								
1	0	0	0	1	0	0	0	1	1	0	s	s	s	s	s	P	P	0	i	i	i	i	i	1	0	1	d	d	d	d	d	Rd=clip(Rs,#u5)

Field name	Description
ICLASS	Instruction Class
Parse	Packet/Loop parse bits
d5	Field to encode register d
s5	Field to encode register s
MajOp	Major Opcode
MinOp	Minor Opcode
RegType	Register Type

Logical doublewords

Perform bitwise logical AND, OR, XOR, and NOT operations.

The source and destination registers are 64-bit.

For 32-bit logical operations, see the ALU32 logical instructions.

Syntax	Behavior
<code>Rdd=and(Rss,Rtt)</code>	<code>Rdd=Rss&Rtt;</code>
<code>Rdd=and(Rtt,~Rss)</code>	<code>Rdd = (Rtt & ~Rss);</code>
<code>Rdd=not(Rss)</code>	<code>Rdd=~Rss;</code>
<code>Rdd=or(Rss,Rtt)</code>	<code>Rdd=Rss Rtt;</code>
<code>Rdd=or(Rtt,~Rss)</code>	<code>Rdd = (Rtt ~Rss);</code>
<code>Rdd=xor(Rss,Rtt)</code>	<code>Rdd=Rss^Rtt;</code>

Class: XTYPE (slots 2,3)

Intrinsics

<code>Rdd=and(Rss,Rtt)</code>	<code>Word64 Q6_P_and_PP(Word64 Rss, Word64 Rtt)</code>
<code>Rdd=and(Rtt,~Rss)</code>	<code>Word64 Q6_P_and_PnP(Word64 Rtt, Word64 Rss)</code>
<code>Rdd=not(Rss)</code>	<code>Word64 Q6_P_not_P(Word64 Rss)</code>
<code>Rdd=or(Rss,Rtt)</code>	<code>Word64 Q6_P_or_PP(Word64 Rss, Word64 Rtt)</code>
<code>Rdd=or(Rtt,~Rss)</code>	<code>Word64 Q6_P_or_PnP(Word64 Rtt, Word64 Rss)</code>
<code>Rdd=xor(Rss,Rtt)</code>	<code>Word64 Q6_P_xor_PP(Word64 Rss, Word64 Rtt)</code>

Encoding

31	30	29	28	27	26	25	24	23	22	21	20	19	18	17	16	15	14	13	12	11	10	9	8	7	6	5	4	3	2	1	0	
ICLASS				RegType				MajOp		s5					Parse		MinOp			d5												
1	0	0	0	0	0	0	0	1	0	0	s	s	s	s	s	P	P	-	-	-	-	-	-	1	0	0	d	d	d	d	d	Rdd=not(Rss)
ICLASS				RegType				s5					Parse		t5			MinOp			d5											
1	1	0	1	0	0	1	1	1	1	1	s	s	s	s	s	P	P	-	t	t	t	t	t	0	0	0	d	d	d	d	d	Rdd=and(Rss,Rtt)
1	1	0	1	0	0	1	1	1	1	1	s	s	s	s	s	P	P	-	t	t	t	t	t	0	0	1	d	d	d	d	d	Rdd=and(Rtt,~Rss)
1	1	0	1	0	0	1	1	1	1	1	s	s	s	s	s	P	P	-	t	t	t	t	t	0	1	0	d	d	d	d	d	Rdd=or(Rss,Rtt)
1	1	0	1	0	0	1	1	1	1	1	s	s	s	s	s	P	P	-	t	t	t	t	t	0	1	1	d	d	d	d	d	Rdd=or(Rtt,~Rss)
1	1	0	1	0	0	1	1	1	1	1	s	s	s	s	s	P	P	-	t	t	t	t	t	1	0	0	d	d	d	d	d	Rdd=xor(Rss,Rtt)

Field name	Description
RegType	Register Type
MinOp	Minor Opcode
ICLASS	Instruction Class
Parse	Packet/Loop parse bits

Field name	Description
d5	Field to encode register d
s5	Field to encode register s
t5	Field to encode register t
MajOp	Major Opcode
MinOp	Minor Opcode
RegType	Register Type

Logical-logical doublewords

Perform a logical operation of the two source operands, then perform a second logical operation of the result with the destination register Rxx.

The source and destination registers are 64-bit.

Syntax

$$Rxx^{\wedge} = \text{xor}(Rss, Rtt)$$

Behavior

$$Rxx^{\wedge} = Rss^{\wedge} Rtt;$$

Class: XTYPE (slots 2,3)

Intrinsics

$$Rxx^{\wedge} = \text{xor}(Rss, Rtt)$$

Word64 Q6_P_xoracc_PP (Word64 Rxx, Word64 Rss, Word64 Rtt)

Encoding

31	30	29	28	27	26	25	24	23	22	21	20	19	18	17	16	15	14	13	12	11	10	9	8	7	6	5	4	3	2	1	0		
ICLASS				RegType				Maj				s5					Parse		t5					Min			x5						
1	1	0	0	1	0	1	0	1	0	-	s	s	s	s	s	P	P	0	t	t	t	t	t	0	0	0	x	x	x	x	x		$Rxx^{\wedge} = \text{xor}(Rss, Rtt)$

Field name	Description
ICLASS	Instruction Class
Parse	Packet/Loop parse bits
s5	Field to encode register s
t5	Field to encode register t
x5	Field to encode register x
Maj	Major Opcode
Min	Minor Opcode
RegType	Register Type

Logical-logical words

Perform a logical operation of the two source operands, then perform a second logical operation of the result with the destination register Rx.

The source and destination registers are 32-bit.

Syntax	Behavior
<code>Rx=or(Ru, and(Rx, #s10))</code>	<code>Rx = Ru (Rx & apply_extension(#s));</code>
<code>Rx[& ^]=and(Rs, Rt)</code>	<code>Rx [^]= (Rs [^] Rt);</code>
<code>Rx[& ^]=and(Rs, ~Rt)</code>	<code>Rx [^]= (Rs [^] ~Rt);</code>
<code>Rx[& ^]=or(Rs, Rt)</code>	<code>Rx [^]= (Rs [^] Rt);</code>
<code>Rx[& ^]=xor(Rs, Rt)</code>	<code>Rx [^]=Rs [^]Rt;</code>
<code>Rx =and(Rs, #s10)</code>	<code>Rx = Rx (Rs & apply_extension(#s));</code>
<code>Rx =or(Rs, #s10)</code>	<code>Rx = Rx (Rs apply_extension(#s));</code>

Class: XTYPE (slots 2,3)

Intrinsics

<code>Rx&=and(Rs, Rt)</code>	<code>Word32 Q6_R_andand_RR(Word32 Rx, Word32 Rs, Word32 Rt)</code>
<code>Rx&=and(Rs, ~Rt)</code>	<code>Word32 Q6_R_andand_RnR(Word32 Rx, Word32 Rs, Word32 Rt)</code>
<code>Rx&=or(Rs, Rt)</code>	<code>Word32 Q6_R_orand_RR(Word32 Rx, Word32 Rs, Word32 Rt)</code>
<code>Rx&=xor(Rs, Rt)</code>	<code>Word32 Q6_R_xorand_RR(Word32 Rx, Word32 Rs, Word32 Rt)</code>
<code>Rx=or(Ru, and(Rx, #s10))</code>	<code>Word32 Q6_R_or_and_RRI(Word32 Ru, Word32 Rx, Word32 Is10)</code>
<code>Rx^=and(Rs, Rt)</code>	<code>Word32 Q6_R_andxacc_RR(Word32 Rx, Word32 Rs, Word32 Rt)</code>
<code>Rx^=and(Rs, ~Rt)</code>	<code>Word32 Q6_R_andxacc_RnR(Word32 Rx, Word32 Rs, Word32 Rt)</code>
<code>Rx^=or(Rs, Rt)</code>	<code>Word32 Q6_R_orxacc_RR(Word32 Rx, Word32 Rs, Word32 Rt)</code>
<code>Rx^=xor(Rs, Rt)</code>	<code>Word32 Q6_R_xorxacc_RR(Word32 Rx, Word32 Rs, Word32 Rt)</code>
<code>Rx =and(Rs, #s10)</code>	<code>Word32 Q6_R_andor_RI(Word32 Rx, Word32 Rs, Word32 Is10)</code>
<code>Rx =and(Rs, Rt)</code>	<code>Word32 Q6_R_andor_RR(Word32 Rx, Word32 Rs, Word32 Rt)</code>
<code>Rx =and(Rs, ~Rt)</code>	<code>Word32 Q6_R_andor_RnR(Word32 Rx, Word32 Rs, Word32 Rt)</code>
<code>Rx =or(Rs, #s10)</code>	<code>Word32 Q6_R_oror_RI(Word32 Rx, Word32 Rs, Word32 Is10)</code>
<code>Rx =or(Rs, Rt)</code>	<code>Word32 Q6_R_oror_RR(Word32 Rx, Word32 Rs, Word32 Rt)</code>
<code>Rx =xor(Rs, Rt)</code>	<code>Word32 Q6_R_xoror_RR(Word32 Rx, Word32 Rs, Word32 Rt)</code>

Encoding

31	30	29	28	27	26	25	24	23	22	21	20	19	18	17	16	15	14	13	12	11	10	9	8	7	6	5	4	3	2	1	0				
ICLASS				RegType									s5					Parse					x5												
1	1	0	1	1	0	1	0	0	0	i	s	s	s	s	s	P	P	i	i	i	i	i	i	i	i	i	x	x	x	x	x	Rx =and(Rs,#s10)			
ICLASS				RegType									x5					Parse					u5												
1	1	0	1	1	0	1	0	0	1	i	x	x	x	x	x	P	P	i	i	i	i	i	i	i	i	i	u	u	u	u	u	Rx =or(Ru,and(Rx,#s10))			
ICLASS				RegType									s5					Parse					x5												
1	1	0	1	1	0	1	0	1	0	i	s	s	s	s	s	P	P	i	i	i	i	i	i	i	i	i	x	x	x	x	x	Rx =or(Rs,#s10)			
ICLASS				RegType				MajOp				s5					Parse					t5					MinOp			x5					
1	1	1	0	1	1	1	1	0	0	1	s	s	s	s	s	P	P	0	t	t	t	t	t	0	0	0	x	x	x	x	x	Rx =and(Rs,~Rt)			
1	1	1	0	1	1	1	1	0	0	1	s	s	s	s	s	P	P	0	t	t	t	t	t	0	0	1	x	x	x	x	x	Rx&=and(Rs,~Rt)			
1	1	1	0	1	1	1	1	0	0	1	s	s	s	s	s	P	P	0	t	t	t	t	t	0	1	0	x	x	x	x	x	Rx^=and(Rs,~Rt)			
1	1	1	0	1	1	1	1	0	1	0	s	s	s	s	s	P	P	0	t	t	t	t	t	0	0	0	x	x	x	x	x	Rx&=and(Rs,Rt)			
1	1	1	0	1	1	1	1	0	1	0	s	s	s	s	s	P	P	0	t	t	t	t	t	0	0	1	x	x	x	x	x	Rx&=or(Rs,Rt)			
1	1	1	0	1	1	1	1	0	1	0	s	s	s	s	s	P	P	0	t	t	t	t	t	0	1	0	x	x	x	x	x	Rx&=xor(Rs,Rt)			
1	1	1	0	1	1	1	1	0	1	0	s	s	s	s	s	P	P	0	t	t	t	t	t	0	1	1	x	x	x	x	x	Rx =and(Rs,Rt)			
1	1	1	0	1	1	1	1	1	0	0	s	s	s	s	s	P	P	0	t	t	t	t	t	0	1	1	x	x	x	x	x	Rx^=xor(Rs,Rt)			
1	1	1	0	1	1	1	1	1	1	0	s	s	s	s	s	P	P	0	t	t	t	t	t	0	0	0	x	x	x	x	x	Rx =or(Rs,Rt)			
1	1	1	0	1	1	1	1	1	1	0	s	s	s	s	s	P	P	0	t	t	t	t	t	0	0	1	x	x	x	x	x	Rx =xor(Rs,Rt)			
1	1	1	0	1	1	1	1	1	1	0	s	s	s	s	s	P	P	0	t	t	t	t	t	0	1	0	x	x	x	x	x	Rx^=and(Rs,Rt)			
1	1	1	0	1	1	1	1	1	1	0	s	s	s	s	s	P	P	0	t	t	t	t	t	0	1	1	x	x	x	x	x	Rx^=or(Rs,Rt)			

Field name	Description
RegType	Register Type
ICLASS	Instruction Class
MajOp	Major Opcode
MinOp	Minor Opcode
RegType	Register Type
Parse	Packet/Loop parse bits
s5	Field to encode register s
t5	Field to encode register t
u5	Field to encode register u
x5	Field to encode register x

Maximum words

Select either the signed or unsigned maximum of two source registers and place in a destination register Rdd.

Syntax

```
Rd=max(Rs,Rt)
```

```
Rd=maxu(Rs,Rt)
```

Behavior

```
Rd = max(Rs,Rt);
```

```
Rd = max(Rs.uw[0],Rt.uw[0]);
```

Class: XTYPE (slots 2,3)

Intrinsics

```
Rd=max(Rs,Rt)
```

```
Rd=maxu(Rs,Rt)
```

```
Word32 Q6_R_max_RR(Word32 Rs, Word32 Rt)
```

```
UWord32 Q6_R_maxu_RR(Word32 Rs, Word32 Rt)
```

Encoding

31	30	29	28	27	26	25	24	23	22	21	20	19	18	17	16	15	14	13	12	11	10	9	8	7	6	5	4	3	2	1	0	
ICLASS			RegType				s5					Parse		t5					MinOp		d5											
1	1	0	1	0	1	0	1	1	1	0	s	s	s	s	s	P	P	-	t	t	t	t	t	0	-	-	d	d	d	d	d	Rd=max(Rs,Rt)
1	1	0	1	0	1	0	1	1	1	0	s	s	s	s	s	P	P	-	t	t	t	t	t	1	-	-	d	d	d	d	d	Rd=maxu(Rs,Rt)

Field name	Description
RegType	Register Type
MinOp	Minor Opcode
ICLASS	Instruction Class
Parse	Packet/Loop parse bits
d5	Field to encode register d
s5	Field to encode register s
t5	Field to encode register t

Maximum doublewords

Select either the signed or unsigned maximum of two 64-bit source registers and place in a destination register.

Syntax

```
Rdd=max(Rss,Rtt)
```

```
Rdd=maxu(Rss,Rtt)
```

Behavior

```
Rdd = max(Rss,Rtt);
```

```
Rdd = max(Rss.u64,Rtt.u64);
```

Class: XTYPE (slots 2,3)

Intrinsics

```
Rdd=max(Rss,Rtt)
```

```
Rdd=maxu(Rss,Rtt)
```

```
Word64 Q6_P_max_PP(Word64 Rss, Word64 Rtt)
```

```
UWord64 Q6_P_maxu_PP(Word64 Rss, Word64 Rtt)
```

Encoding

31	30	29	28	27	26	25	24	23	22	21	20	19	18	17	16	15	14	13	12	11	10	9	8	7	6	5	4	3	2	1	0	
ICLASS			RegType				s5					Parse		t5					MinOp		d5											
1	1	0	1	0	0	1	1	1	1	0	s	s	s	s	s	P	P	-	t	t	t	t	t	1	0	0	d	d	d	d	d	Rdd=max(Rss,Rtt)
1	1	0	1	0	0	1	1	1	1	0	s	s	s	s	s	P	P	-	t	t	t	t	t	1	0	1	d	d	d	d	d	Rdd=maxu(Rss,Rtt)

Field name	Description
RegType	Register Type
MinOp	Minor Opcode
ICLASS	Instruction Class
Parse	Packet/Loop parse bits
d5	Field to encode register d
s5	Field to encode register s
t5	Field to encode register t

Minimum words

Select either the signed or unsigned minimum of two source registers and place in destination register Rd.

Syntax

```
Rd=min(Rt,Rs)
```

```
Rd=minu(Rt,Rs)
```

Behavior

```
Rd = min(Rt,Rs);
```

```
Rd = min(Rt.uw[0],Rs.uw[0]);
```

Class: XTYPE (slots 2,3)

Intrinsics

```
Rd=min(Rt,Rs)
```

```
Word32 Q6_R_min_RR(Word32 Rt, Word32 Rs)
```

```
Rd=minu(Rt,Rs)
```

```
UWord32 Q6_R_minu_RR(Word32 Rt, Word32 Rs)
```

Encoding

31	30	29	28	27	26	25	24	23	22	21	20	19	18	17	16	15	14	13	12	11	10	9	8	7	6	5	4	3	2	1	0	
ICLASS				RegType				s5					Parse		t5					MinOp		d5										
1	1	0	1	0	1	0	1	1	0	1	s	s	s	s	s	P	P	-	t	t	t	t	t	0	-	-	d	d	d	d	d	Rd=min(Rt,Rs)
1	1	0	1	0	1	0	1	1	0	1	s	s	s	s	s	P	P	-	t	t	t	t	t	1	-	-	d	d	d	d	d	Rd=minu(Rt,Rs)

Field name	Description
RegType	Register Type
MinOp	Minor Opcode
ICLASS	Instruction Class
Parse	Packet/Loop parse bits
d5	Field to encode register d
s5	Field to encode register s
t5	Field to encode register t

Minimum doublewords

Select either the signed or unsigned minimum of two 64-bit source registers and place in the destination register Rdd.

Syntax

```
Rdd=min(Rtt,Rss)
```

```
Rdd=minu(Rtt,Rss)
```

Behavior

```
Rdd = min(Rtt,Rss);
```

```
Rdd = min(Rtt.u64,Rss.u64);
```

Class: XTYPE (slots 2,3)

Intrinsics

```
Rdd=min(Rtt,Rss)
```

```
Rdd=minu(Rtt,Rss)
```

```
Word64 Q6_P_min_PP(Word64 Rtt, Word64 Rss)
```

```
UWord64 Q6_P_minu_PP(Word64 Rtt, Word64 Rss)
```

Encoding

31	30	29	28	27	26	25	24	23	22	21	20	19	18	17	16	15	14	13	12	11	10	9	8	7	6	5	4	3	2	1	0	
ICLASS				RegType				s5					Parse		t5					MinOp			d5									
1	1	0	1	0	0	1	1	1	0	1	s	s	s	s	s	P	P	-	t	t	t	t	t	1	1	0	d	d	d	d	d	Rdd=min(Rtt,Rss)
1	1	0	1	0	0	1	1	1	0	1	s	s	s	s	s	P	P	-	t	t	t	t	t	1	1	1	d	d	d	d	d	Rdd=minu(Rtt,Rss)

Field name	Description
RegType	Register Type
MinOp	Minor Opcode
ICLASS	Instruction Class
Parse	Packet/Loop parse bits
d5	Field to encode register d
s5	Field to encode register s
t5	Field to encode register t

Modulo wrap

Wrap the Rs value into the modulo range from 0 to Rt.

If Rs is greater than or equal to Rt, wrap it to the bottom of the range by subtracting Rt.

If Rs is less than zero, wrap it to the top of the range by adding Rt.

Otherwise, when Rs fits within the range, no adjustment is necessary. The result is returned in register Rd.

Syntax

```
Rd=modwrap(Rs,Rt)
```

Behavior

```
if (Rs < 0) {
    Rd = Rs + Rt.uw[0];
} else if (Rs.uw[0] >= Rt.uw[0]) {
    Rd = Rs - Rt.uw[0];
} else {
    Rd = Rs;
}
```

Class: XTYPE (slots 2,3)

Intrinsics

```
Rd=modwrap(Rs,Rt)
```

```
Word32 Q6_R_modwrap_RR(Word32 Rs, Word32 Rt)
```

Encoding

31	30	29	28	27	26	25	24	23	22	21	20	19	18	17	16	15	14	13	12	11	10	9	8	7	6	5	4	3	2	1	0	
ICLASS				RegType				s5					Parse		t5					MinOp			d5									
1	1	0	1	0	0	1	1	1	1	1	s	s	s	s	s	P	P	-	t	t	t	t	t	1	1	1	d	d	d	d	d	Rd=modwrap(Rs,Rt)

Field name	Description
RegType	Register Type
MinOp	Minor Opcode
ICLASS	Instruction Class
Parse	Packet/Loop parse bits
d5	Field to encode register d
s5	Field to encode register s
t5	Field to encode register t

Negate

The first form of this instruction performs a negate on a 32-bit register with saturation. If the input is 0x80000000, the result is saturated to 0x7fffffff. Note that the non-saturating 32-bit register negate is a ALU32-class instruction and can be executed on any slot.

The second form of this instruction negates a 64-bit source register and place the result in destination Rdd.

Syntax

```
Rd=neg(Rs):sat
```

```
Rdd=neg(Rss)
```

Behavior

```
Rd = sat_32(-Rs.s64);
```

```
Rdd = -Rss;
```

Class: XTYPE (slots 2,3)

Notes

- If saturation occurs during execution of this instruction (a result is clamped to either maximum or minimum values), the OVF bit in the Status Register is set. OVF remains set until explicitly cleared by a transfer to SR.

Intrinsics

```
Rd=neg(Rs):sat
```

```
Rdd=neg(Rss)
```

```
Word32 Q6_R_neg_R_sat(Word32 Rs)
```

```
Word64 Q6_P_neg_P(Word64 Rss)
```

Encoding

31	30	29	28	27	26	25	24	23	22	21	20	19	18	17	16	15	14	13	12	11	10	9	8	7	6	5	4	3	2	1	0	
ICLASS				RegType				MajOp				s5					Parse		MinOp			d5										
1	0	0	0	0	0	0	0	1	0	0	s	s	s	s	s	P	P	-	-	-	-	-	-	1	0	1	d	d	d	d	d	Rdd=neg(Rss)
1	0	0	0	1	1	0	0	1	0	0	s	s	s	s	s	P	P	-	-	-	-	-	-	1	1	0	d	d	d	d	d	Rd=neg(Rs):sat

Field name	Description
ICLASS	Instruction Class
Parse	Packet/Loop parse bits
d5	Field to encode register d
s5	Field to encode register s
MajOp	Major Opcode
MinOp	Minor Opcode
RegType	Register Type

Round

Perform either arithmetic (.5 is rounded up) or convergent (.5 is rounded towards even) rounding to any bit location.

Arithmetic rounding has optional saturation. In this version, the result is saturated to a 32-bit number after adding the rounding constant. After the rounding and saturation have been performed, the final result is right shifted using a sign-extending shift.

Syntax	Behavior
<code>Rd=cround(Rs, #u5)</code>	<code>Rd = (#u==0)?Rs:convround(Rs, 2**(#u-1))>>#u;</code>
<code>Rd=cround(Rs, Rt)</code>	<code>Rd = (zxt_{5->32}(Rt)==0)?Rs:convround(Rs, 2** (zxt_{5->32}(Rt) - 1))>>zxt_{5->32}(Rt);</code>
<code>Rd=round(Rs, #u5) [:sat]</code>	<code>Rd = ([sat_32] ((#u==0)?(Rs):round(Rs, 2**(#u-1))))>>#u;</code>
<code>Rd=round(Rs, Rt) [:sat]</code>	<code>Rd = ([sat_32] ((zxt_{5->32}(Rt)==0)?(Rs):round(Rs, 2** (zxt_{5->32}(Rt) - 1))))>>zxt_{5->32}(Rt);</code>
<code>Rd=round(Rss) :sat</code>	<code>tmp=sat64(Rss+0x08000000U); Rd = tmp.w[1];</code>
<code>Rdd=cround(Rss, #u6)</code>	<pre> if (#u == 0) { Rdd = Rss; } else if ((Rss & (size8s_t)((1LL << (#u - 1)) - 1LL)) == 0) { src_128 = sxt_{64->128}(Rss); rndbit_128 = sxt_{64->128}(1LL); rndbit_128 = (rndbit_128 << #u); rndbit_128 = (rndbit_128 & src_128); rndbit_128 = (size8s_t) (rndbit_128 >> 1); tmp128 = src_128+rndbit_128; tmp128 = (size8s_t) (tmp128 >> #u); Rdd = sxt_{128->64}(tmp128); } else { size16s_t rndbit_128 = sxt_{64->128}((1LL << (#u - 1))); size16s_t src_128 = sxt_{64->128}(Rss); size16s_t tmp128 = src_128+rndbit_128; tmp128 = (size8s_t) (tmp128 >> #u); Rdd = sxt_{128->64}(tmp128); } ; ; </pre>

Syntax

```
Rdd=cround(Rss,Rt)
```

Behavior

```
if (zxt6->32(Rt) == 0) {
    Rdd = Rss;
} else if ((Rss & (size8s_t)((1LL << (zxt6->32(Rt) - 1))
- 1LL)) == 0) {
    src_128 = sxt64->128(Rss);
    rndbit_128 = sxt64->128(1LL);
    rndbit_128 = (rndbit_128 << zxt6->32(Rt));
    rndbit_128 = (rndbit_128 & src_128);
    rndbit_128 = (size8s_t) (rndbit_128 >> 1);
    tmp128 = src_128+rndbit_128;
    tmp128 = (size8s_t) (tmp128 >> zxt6->32(Rt));
    Rdd = sxt128->64(tmp128);
} else {
    size16s_t rndbit_128 = sxt64->128((1LL << (zxt6->32
>32(Rt) - 1)));
    size16s_t src_128 = sxt64->128(Rss);
    size16s_t tmp128 = src_128+rndbit_128;
    tmp128 = (size8s_t) (tmp128 >> zxt6->32(Rt));
    Rdd = sxt128->64(tmp128);
}
;
;
```

Class: XTYPE (slots 2,3)**Notes**

- This instruction can only execute on a core with the Hexagon audio extensions
- If saturation occurs during execution of this instruction (a result is clamped to either maximum or minimum values), the OVF bit in the Status Register is set. OVF remains set until explicitly cleared by a transfer to SR.

Intrinsics

Rd=cround(Rs, #u5)	Word32 Q6_R_cround_RI(Word32 Rs, Word32 Iu5)
Rd=cround(Rs, Rt)	Word32 Q6_R_cround_RR(Word32 Rs, Word32 Rt)
Rd=round(Rs, #u5)	Word32 Q6_R_round_RI(Word32 Rs, Word32 Iu5)
Rd=round(Rs, #u5) :sat	Word32 Q6_R_round_RI_sat(Word32 Rs, Word32 Iu5)
Rd=round(Rs, Rt)	Word32 Q6_R_round_RR(Word32 Rs, Word32 Rt)
Rd=round(Rs, Rt) :sat	Word32 Q6_R_round_RR_sat(Word32 Rs, Word32 Rt)
Rd=round(Rss) :sat	Word32 Q6_R_round_P_sat(Word64 Rss)
Rdd=cround(Rss, #u6)	Word64 Q6_P_cround_PI(Word64 Rss, Word32 Iu6)
Rdd=cround(Rss, Rt)	Word64 Q6_P_cround_PR(Word64 Rss, Word32 Rt)

Encoding

31	30	29	28	27	26	25	24	23	22	21	20	19	18	17	16	15	14	13	12	11	10	9	8	7	6	5	4	3	2	1	0	
ICLASS			RegType			MajOp		s5					Parse		MinOp					d5												
1	0	0	0	1	0	0	0	1	1	0	s	s	s	s	s	P	P	-	-	-	-	-	-	0	0	1	d	d	d	d	d	Rd=round(Rss):sat
1	0	0	0	1	1	0	0	1	1	1	s	s	s	s	s	P	P	0	i	i	i	i	i	0	0	-	d	d	d	d	d	Rd=cround(Rs,#u5)
1	0	0	0	1	1	0	0	1	1	1	s	s	s	s	s	P	P	0	i	i	i	i	i	1	0	-	d	d	d	d	d	Rd=round(Rs,#u5)
1	0	0	0	1	1	0	0	1	1	1	s	s	s	s	s	P	P	0	i	i	i	i	i	1	1	-	d	d	d	d	d	Rd=round(Rs,#u5):sat
1	0	0	0	1	1	0	0	1	1	1	s	s	s	s	s	P	P	i	i	i	i	i	i	0	1	-	d	d	d	d	d	Rdd=cround(Rss,#u6)
ICLASS			RegType			Maj		s5					Parse		t5					Min		d5										
1	1	0	0	0	1	1	0	1	1	-	s	s	s	s	s	P	P	-	t	t	t	t	t	0	0	-	d	d	d	d	d	Rd=cround(Rs,Rt)
1	1	0	0	0	1	1	0	1	1	-	s	s	s	s	s	P	P	-	t	t	t	t	t	0	1	-	d	d	d	d	d	Rdd=cround(Rss,Rt)
1	1	0	0	0	1	1	0	1	1	-	s	s	s	s	s	P	P	-	t	t	t	t	t	1	0	-	d	d	d	d	d	Rd=round(Rs,Rt)
1	1	0	0	0	1	1	0	1	1	-	s	s	s	s	s	P	P	-	t	t	t	t	t	1	1	-	d	d	d	d	d	Rd=round(Rs,Rt):sat

Field name	Description
ICLASS	Instruction Class
Parse	Packet/Loop parse bits
d5	Field to encode register d
s5	Field to encode register s
t5	Field to encode register t
MajOp	Major Opcode
MinOp	Minor Opcode
Maj	Major Opcode
Min	Minor Opcode
RegType	Register Type
RegType	Register Type

Subtract doublewords

Subtract the 64-bit register Rss from register Rtt.

Syntax

```
Rd=sub(Rt,Rs):sat:deprecated
```

```
Rdd=sub(Rtt,Rss)
```

Behavior

```
Rd=sat_32(Rt - Rs);
```

```
Rdd=Rtt-Rss;
```

Class: XTYPE (slots 2,3)

Notes

- If saturation occurs during execution of this instruction (a result is clamped to either maximum or minimum values), the OVF bit in the Status Register is set. OVF remains set until explicitly cleared by a transfer to SR.

Intrinsics

```
Rdd=sub(Rtt,Rss)
```

```
Word64 Q6_P_sub_PP(Word64 Rtt, Word64 Rss)
```

Encoding

31	30	29	28	27	26	25	24	23	22	21	20	19	18	17	16	15	14	13	12	11	10	9	8	7	6	5	4	3	2	1	0	
ICLASS				RegType				s5					Parse		t5					MinOp			d5									
1	1	0	1	0	0	1	1	0	0	1	s	s	s	s	s	P	P	-	t	t	t	t	t	1	1	1	d	d	d	d	d	Rdd=sub(Rtt,Rss)
1	1	0	1	0	1	0	1	1	0	0	s	s	s	s	s	P	P	-	t	t	t	t	t	1	-	-	d	d	d	d	d	Rd=sub(Rt,Rs):sat:depreca ted

Field name	Description
RegType	Register Type
MinOp	Minor Opcode
ICLASS	Instruction Class
Parse	Packet/Loop parse bits
d5	Field to encode register d
s5	Field to encode register s
t5	Field to encode register t

Subtract and accumulate words

Subtract R_s from R_t , then add the resulting value with R_x . The result is saved in R_x .

Syntax

$$R_x += \text{sub}(R_t, R_s)$$

Behavior

$$R_x = R_x + R_t - R_s;$$

Class: XTYPE (slots 2,3)

Intrinsics

$$R_x += \text{sub}(R_t, R_s)$$

$$\text{Word32 Q6_R_subacc_RR}(\text{Word32 } R_x, \text{ Word32 } R_t, \text{ Word32 } R_s)$$

Encoding

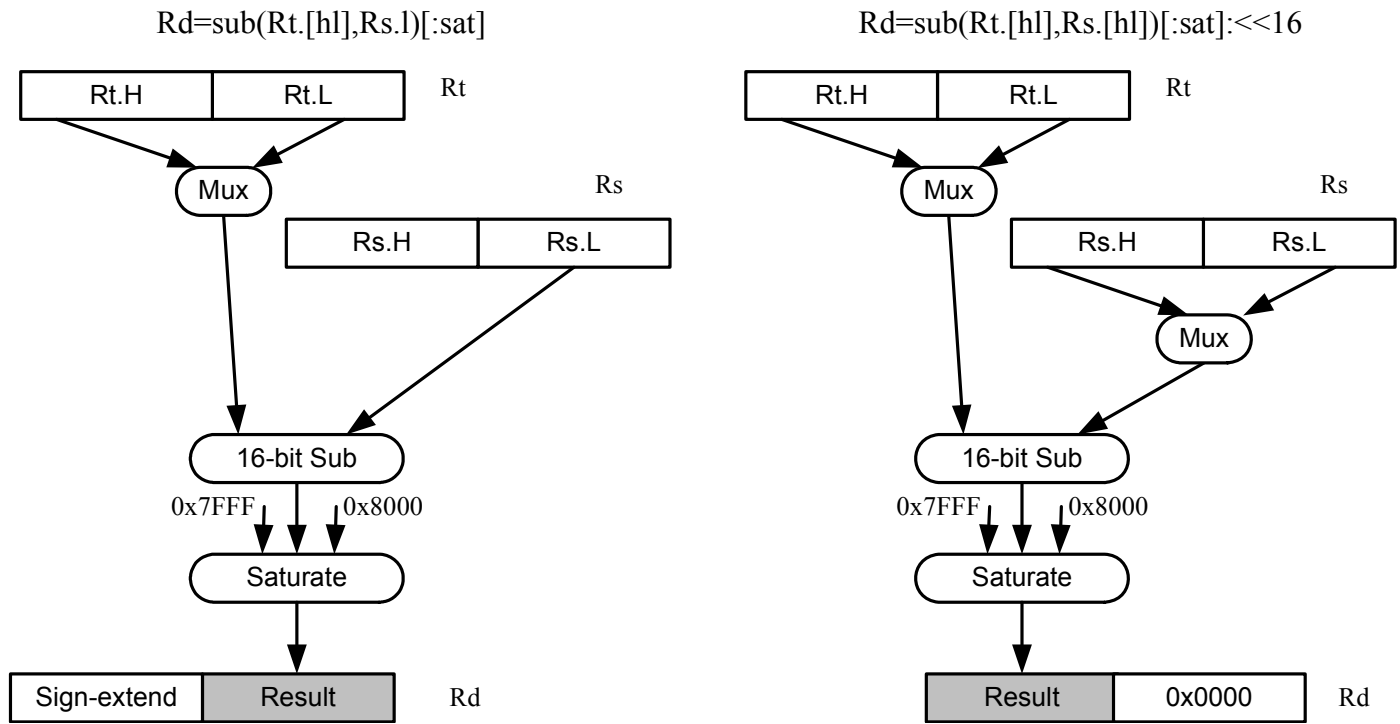
31	30	29	28	27	26	25	24	23	22	21	20	19	18	17	16	15	14	13	12	11	10	9	8	7	6	5	4	3	2	1	0		
ICLASS				RegType				MajOp				s5					Parse		t5					MinOp			x5						
1	1	1	0	1	1	1	1	0	0	0	s	s	s	s	s	P	P	0	t	t	t	t	t	0	1	1	x	x	x	x	x		Rx+=sub(Rt,Rs)

Field name	Description
ICLASS	Instruction Class
MajOp	Major Opcode
MinOp	Minor Opcode
RegType	Register Type
Parse	Packet/Loop parse bits
s5	Field to encode register s
t5	Field to encode register t
x5	Field to encode register x

Subtract halfword

Perform a 16-bit subtract with optional saturation and place the result in either the upper or lower half of a register. If the result goes in the upper half, the sources can be any high or low halfword of Rs and Rt. The lower 16 bits of the result are zeroed.

If the result is to be placed in the lower 16 bits of Rd, the Rs source can be either high or low, but the other source must be the low halfword of Rt. In this case, the upper halfword of Rd is the sign-extension of the low halfword.



Syntax

```
Rd=sub(Rt.L,Rs.[HL])[:sat]
```

```
Rd=sub(Rt.[HL],Rs.[HL])[:sat]:<<16
```

Behavior

```
Rd=[sat_16](Rt.h[0]-Rs.h[01]);
```

```
Rd=( [sat_16](Rt.h[01]-Rs.h[01]))<<16;
```

Class: XTYPE (slots 2,3)

Notes

- If saturation occurs during execution of this instruction (a result is clamped to either maximum or minimum values), the OVF bit in the Status Register is set. OVF remains set until explicitly cleared by a transfer to SR.

Intrinsics

Rd=sub(Rt.H,Rs.H):<<16	Word32 Q6_R_sub_RhRh_s16(Word32 Rt, Word32 Rs)
Rd=sub(Rt.H,Rs.H):sat:<<16	Word32 Q6_R_sub_RhRh_sat_s16(Word32 Rt, Word32 Rs)
Rd=sub(Rt.H,Rs.L):<<16	Word32 Q6_R_sub_RhRl_s16(Word32 Rt, Word32 Rs)
Rd=sub(Rt.H,Rs.L):sat:<<16	Word32 Q6_R_sub_RhRl_sat_s16(Word32 Rt, Word32 Rs)
Rd=sub(Rt.L,Rs.H)	Word32 Q6_R_sub_RlRh(Word32 Rt, Word32 Rs)
Rd=sub(Rt.L,Rs.H):<<16	Word32 Q6_R_sub_RlRh_s16(Word32 Rt, Word32 Rs)
Rd=sub(Rt.L,Rs.H):sat	Word32 Q6_R_sub_RlRh_sat(Word32 Rt, Word32 Rs)
Rd=sub(Rt.L,Rs.H):sat:<<16	Word32 Q6_R_sub_RlRh_sat_s16(Word32 Rt, Word32 Rs)
Rd=sub(Rt.L,Rs.L)	Word32 Q6_R_sub_RlRl(Word32 Rt, Word32 Rs)
Rd=sub(Rt.L,Rs.L):<<16	Word32 Q6_R_sub_RlRl_s16(Word32 Rt, Word32 Rs)
Rd=sub(Rt.L,Rs.L):sat	Word32 Q6_R_sub_RlRl_sat(Word32 Rt, Word32 Rs)
Rd=sub(Rt.L,Rs.L):sat:<<16	Word32 Q6_R_sub_RlRl_sat_s16(Word32 Rt, Word32 Rs)

Encoding

31	30	29	28	27	26	25	24	23	22	21	20	19	18	17	16	15	14	13	12	11	10	9	8	7	6	5	4	3	2	1	0	
ICLASS		RegType				s5					Parse		t5					MinOp		d5												
1	1	0	1	0	1	0	1	0	0	1	s	s	s	s	s	P	P	-	t	t	t	t	t	0	0	-	d	d	d	d	d	Rd=sub(Rt.L,Rs.L)
1	1	0	1	0	1	0	1	0	0	1	s	s	s	s	s	P	P	-	t	t	t	t	t	0	1	-	d	d	d	d	d	Rd=sub(Rt.L,Rs.H)
1	1	0	1	0	1	0	1	0	0	1	s	s	s	s	s	P	P	-	t	t	t	t	t	1	0	-	d	d	d	d	d	Rd=sub(Rt.L,Rs.L):sat
1	1	0	1	0	1	0	1	0	0	1	s	s	s	s	s	P	P	-	t	t	t	t	t	1	1	-	d	d	d	d	d	Rd=sub(Rt.L,Rs.H):sat
1	1	0	1	0	1	0	1	0	1	1	s	s	s	s	s	P	P	-	t	t	t	t	t	0	0	0	d	d	d	d	d	Rd=sub(Rt.L,Rs.L):<<16
1	1	0	1	0	1	0	1	0	1	1	s	s	s	s	s	P	P	-	t	t	t	t	t	0	0	1	d	d	d	d	d	Rd=sub(Rt.L,Rs.H):<<16
1	1	0	1	0	1	0	1	0	1	1	s	s	s	s	s	P	P	-	t	t	t	t	t	0	1	0	d	d	d	d	d	Rd=sub(Rt.H,Rs.L):<<16
1	1	0	1	0	1	0	1	0	1	1	s	s	s	s	s	P	P	-	t	t	t	t	t	0	1	1	d	d	d	d	d	Rd=sub(Rt.H,Rs.H):<<16
1	1	0	1	0	1	0	1	0	1	1	s	s	s	s	s	P	P	-	t	t	t	t	t	1	0	0	d	d	d	d	d	Rd=sub(Rt.L,Rs.L):sat:<<16
1	1	0	1	0	1	0	1	0	1	1	s	s	s	s	s	P	P	-	t	t	t	t	t	1	0	1	d	d	d	d	d	Rd=sub(Rt.L,Rs.H):sat:<<16
1	1	0	1	0	1	0	1	0	1	1	s	s	s	s	s	P	P	-	t	t	t	t	t	1	1	0	d	d	d	d	d	Rd=sub(Rt.H,Rs.L):sat:<<16
1	1	0	1	0	1	0	1	0	1	1	s	s	s	s	s	P	P	-	t	t	t	t	t	1	1	1	d	d	d	d	d	Rd=sub(Rt.H,Rs.H):sat:<<16

Field name	Description
RegType	Register Type
MinOp	Minor Opcode
ICLASS	Instruction Class
Parse	Packet/Loop parse bits
d5	Field to encode register d
s5	Field to encode register s
t5	Field to encode register t

Sign extend word to doubleword

Sign-extend a 32-bit word to a 64-bit doubleword.

Syntax

```
Rdd=sxtw(Rs)
```

Behavior

```
Rdd = sxt32->64(Rs);
```

Class: XTYPE (slots 2,3)

Intrinsics

```
Rdd=sxtw(Rs)
```

```
Word64 Q6_P_sxtw_R(Word32 Rs)
```

Encoding

31	30	29	28	27	26	25	24	23	22	21	20	19	18	17	16	15	14	13	12	11	10	9	8	7	6	5	4	3	2	1	0	
ICLASS				RegType				MajOp		s5					Parse		MinOp			d5												
1	0	0	0	0	1	0	0	0	1	-	s	s	s	s	s	P	P	-	-	-	-	-	-	0	0	-	d	d	d	d	d	Rdd=sxtw(Rs)

Field name	Description
ICLASS	Instruction Class
Parse	Packet/Loop parse bits
d5	Field to encode register d
s5	Field to encode register s
MajOp	Major Opcode
MinOp	Minor Opcode
RegType	Register Type

Vector absolute value halfwords

Take the absolute value of each of the four halfwords in the 64-bit source vector Rss. Place the result in Rdd.

Saturation is optionally available.

Syntax

```
Rdd=vabsh(Rss)
```

```
Rdd=vabsh(Rss) : sat
```

Behavior

```
for (i=0;i<4;i++) {
    Rdd.h[i]=ABS(Rss.h[i]);
}
```

```
for (i=0;i<4;i++) {
    Rdd.h[i]=sat_16(ABS(Rss.h[i]));
}
```

Class: XTYPE (slots 2,3)

Notes

- If saturation occurs during execution of this instruction (a result is clamped to either maximum or minimum values), the OVF bit in the Status Register is set. OVF remains set until explicitly cleared by a transfer to SR.

Intrinsics

```
Rdd=vabsh(Rss)
```

```
Word64 Q6_P_vabsh_P(Word64 Rss)
```

```
Rdd=vabsh(Rss) : sat
```

```
Word64 Q6_P_vabsh_P_sat(Word64 Rss)
```

Encoding

31	30	29	28	27	26	25	24	23	22	21	20	19	18	17	16	15	14	13	12	11	10	9	8	7	6	5	4	3	2	1	0	
ICLASS				RegType				MajOp		s5					Parse		MinOp			d5												
1	0	0	0	0	0	0	0	0	1	0	s	s	s	s	s	P	P	-	-	-	-	-	-	1	0	0	d	d	d	d	d	Rdd=vabsh(Rss)
1	0	0	0	0	0	0	0	0	1	0	s	s	s	s	s	P	P	-	-	-	-	-	-	1	0	1	d	d	d	d	d	Rdd=vabsh(Rss):sat

Field name	Description
ICLASS	Instruction Class
Parse	Packet/Loop parse bits
d5	Field to encode register d
s5	Field to encode register s
MajOp	Major Opcode
MinOp	Minor Opcode
RegType	Register Type

Vector absolute value words

Take the absolute value of each of the two words in the 64-bit source vector *Rss*. Place the result in *Rdd*.

Saturation is optionally available.

Syntax

```
Rdd=vabsw(Rss)
```

```
Rdd=vabsw(Rss):sat
```

Behavior

```
for (i=0;i<2;i++) {
    Rdd.w[i]=ABS(Rss.w[i]);
}
```

```
for (i=0;i<2;i++) {
    Rdd.w[i]=sat_32(ABS(Rss.w[i]));
}
```

Class: XTYPE (slots 2,3)

Notes

- If saturation occurs during execution of this instruction (a result is clamped to either maximum or minimum values), the OVF bit in the Status Register is set. OVF remains set until explicitly cleared by a transfer to SR.

Intrinsics

```
Rdd=vabsw(Rss)
```

```
Word64 Q6_P_vabsw_P(Word64 Rss)
```

```
Rdd=vabsw(Rss):sat
```

```
Word64 Q6_P_vabsw_P_sat(Word64 Rss)
```

Encoding

31	30	29	28	27	26	25	24	23	22	21	20	19	18	17	16	15	14	13	12	11	10	9	8	7	6	5	4	3	2	1	0	
ICLASS				RegType				MajOp		s5					Parse		MinOp			d5												
1	0	0	0	0	0	0	0	0	1	0	s	s	s	s	s	P	P	-	-	-	-	-	-	1	1	0	d	d	d	d	d	Rdd=vabsw(Rss)
1	0	0	0	0	0	0	0	0	1	0	s	s	s	s	s	P	P	-	-	-	-	-	-	1	1	1	d	d	d	d	d	Rdd=vabsw(Rss):sat

Field name	Description
ICLASS	Instruction Class
Parse	Packet/Loop parse bits
d5	Field to encode register d
s5	Field to encode register s
MajOp	Major Opcode
MinOp	Minor Opcode
RegType	Register Type

Vector absolute difference bytes

For each element in the source vector Rss, subtract the corresponding element in source vector Rtt. Take the absolute value of the results, and store into Rdd.

Syntax

```
Rdd=vabsdiffb(Rtt,Rss)
```

Behavior

```
for (i=0;i<8;i++) {
    Rdd.b[i]=ABS(Rtt.b[i] - Rss.b[i]);
}
```

```
Rdd=vabsdiffub(Rtt,Rss)
```

```
for (i=0;i<8;i++) {
    Rdd.b[i]=ABS(Rtt.ub[i] - Rss.ub[i]);
}
```

Class: XTYPE (slots 2,3)

Intrinsics

```
Rdd=vabsdiffb(Rtt,Rss)
```

```
Word64 Q6_P_vabsdiffb_PP(Word64 Rtt, Word64 Rss)
```

```
Rdd=vabsdiffub(Rtt,Rss)
```

```
Word64 Q6_P_vabsdiffub_PP(Word64 Rtt, Word64 Rss)
```

Encoding

31	30	29	28	27	26	25	24	23	22	21	20	19	18	17	16	15	14	13	12	11	10	9	8	7	6	5	4	3	2	1	0	
ICLASS				RegType				MajOp				s5					Parse		t5					MinOp			d5					
1	1	1	0	1	0	0	0	1	0	1	s	s	s	s	s	P	P	0	t	t	t	t	t	0	0	0	d	d	d	d	d	Rdd=vabsdiffub(Rtt,Rss)
1	1	1	0	1	0	0	0	1	1	1	s	s	s	s	s	P	P	0	t	t	t	t	t	0	0	0	d	d	d	d	d	Rdd=vabsdiffb(Rtt,Rss)

Field name	Description
ICLASS	Instruction Class
MajOp	Major Opcode
MinOp	Minor Opcode
RegType	Register Type
Parse	Packet/Loop parse bits
d5	Field to encode register d
s5	Field to encode register s
t5	Field to encode register t

Vector absolute difference halfwords

For each element in the source vector *Rss*, subtract the corresponding element in source vector *Rtt*. Take the absolute value of the results, and store into *Rdd*.

Syntax

```
Rdd=vabsdiffh(Rtt,Rss)
```

Behavior

```
for (i=0;i<4;i++) {
    Rdd.h[i]=ABS(Rtt.h[i] - Rss.h[i]);
}
```

Class: XTYPE (slots 2,3)

Intrinsics

```
Rdd=vabsdiffh(Rtt,Rss)
```

```
Word64 Q6_P_vabsdiffh_PP(Word64 Rtt, Word64 Rss)
```

Encoding

31	30	29	28	27	26	25	24	23	22	21	20	19	18	17	16	15	14	13	12	11	10	9	8	7	6	5	4	3	2	1	0	
ICLASS			RegType			MajOp			s5					Parse		t5					MinOp			d5								
1	1	1	0	1	0	0	0	0	1	1	s	s	s	s	s	P	P	0	t	t	t	t	t	0	0	0	d	d	d	d	d	Rdd=vabsdiffh(Rtt,Rss)

Field name	Description
ICLASS	Instruction Class
MajOp	Major Opcode
MinOp	Minor Opcode
RegType	Register Type
Parse	Packet/Loop parse bits
d5	Field to encode register d
s5	Field to encode register s
t5	Field to encode register t

Vector absolute difference words

For each element in the source vector Rss, subtract the corresponding element in source vector Rtt. Take the absolute value of the results, and store into Rdd.

Syntax

```
Rdd=vabsdiffw(Rtt,Rss)
```

Behavior

```
for (i=0;i<2;i++) {
    Rdd.w[i]=ABS(Rtt.w[i] - Rss.w[i]);
}
```

Class: XTYPE (slots 2,3)

Intrinsics

```
Rdd=vabsdiffw(Rtt,Rss)
```

```
Word64 Q6_P_vabsdiffw_PP(Word64 Rtt, Word64 Rss)
```

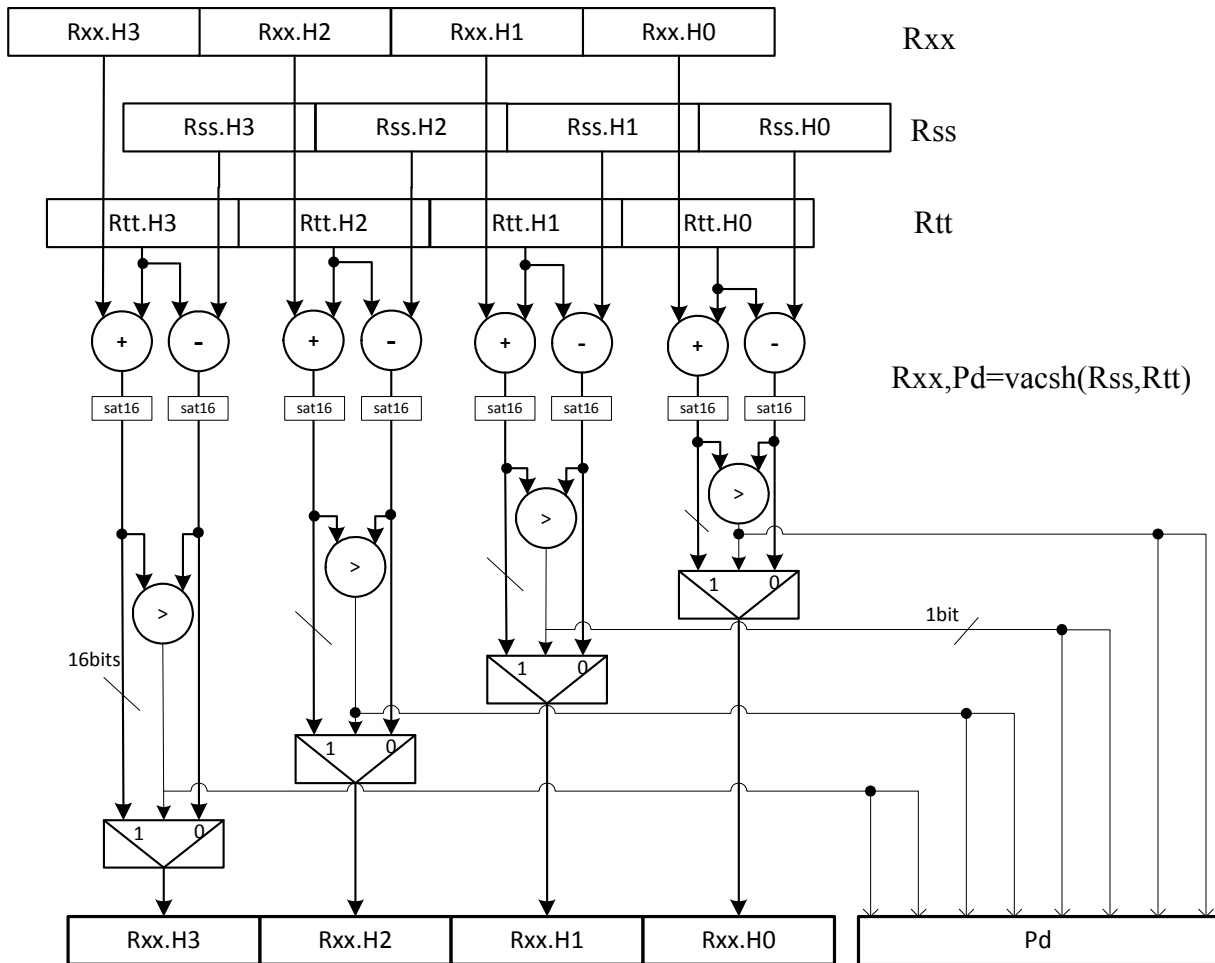
Encoding

31	30	29	28	27	26	25	24	23	22	21	20	19	18	17	16	15	14	13	12	11	10	9	8	7	6	5	4	3	2	1	0	
ICLASS				RegType				MajOp				s5					Parse		t5					MinOp			d5					
1	1	1	0	1	0	0	0	0	0	1	s	s	s	s	s	P	P	0	t	t	t	t	t	0	0	0	d	d	d	d	d	Rdd=vabsdiffw(Rtt,Rss)

Field name	Description
ICLASS	Instruction Class
MajOp	Major Opcode
MinOp	Minor Opcode
RegType	Register Type
Parse	Packet/Loop parse bits
d5	Field to encode register d
s5	Field to encode register s
t5	Field to encode register t


Vector add compare and select maximum bytes

Add each byte element in Rxx and Rtt, and compare the resulting sums with the corresponding differences between Rss and Rtt. Store the maximum value of each compare in Rxx, and set the corresponding bits in a predicate destination to '1' if the compare result is greater, '0' if not. Each sum and difference is saturated to 8 bits before the compare, and the compare operation is a signed byte compare.



Syntax

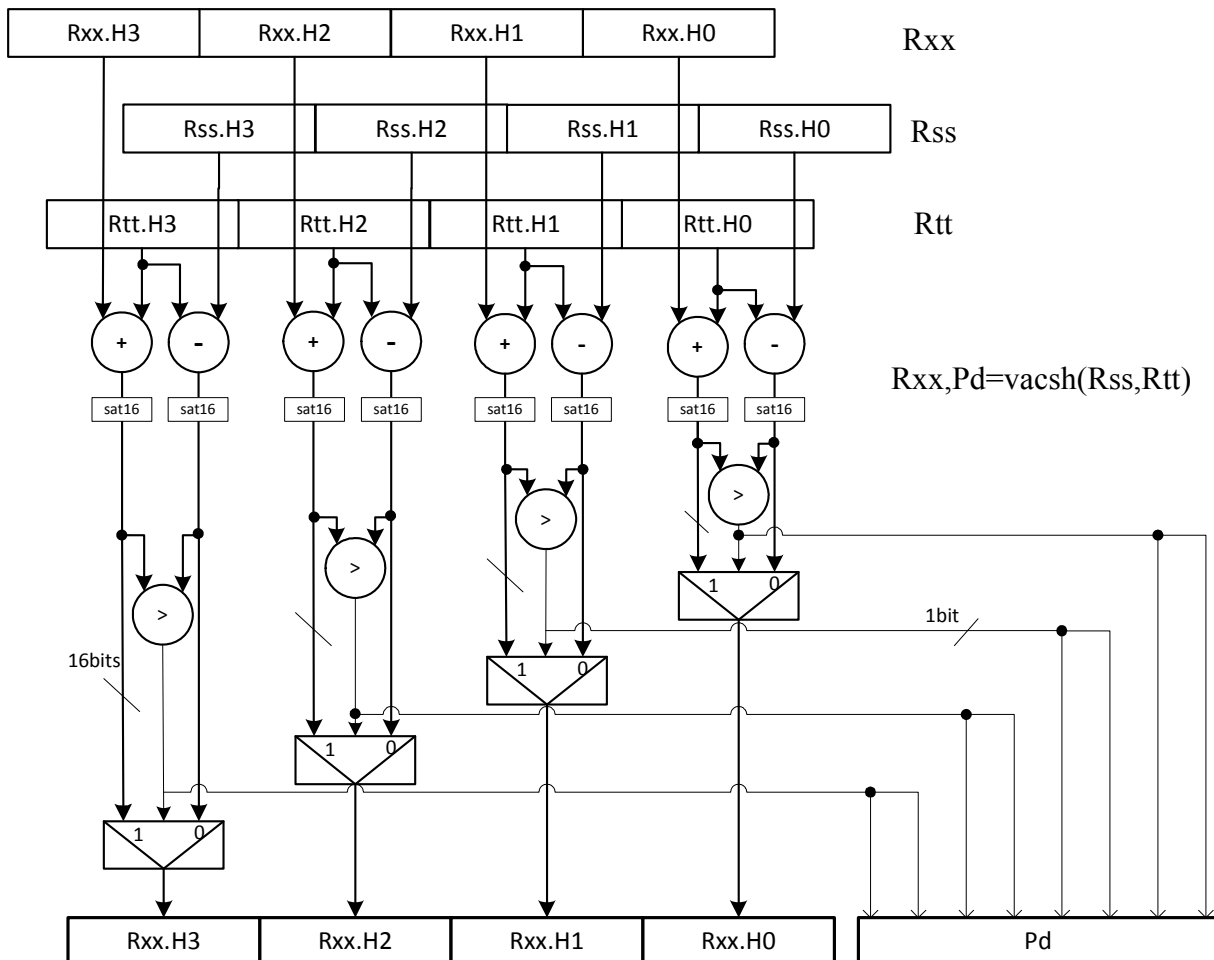
Behavior



Class: N/A

Vector add compare and select maximum halfwords

Add each halfword element in Rxx and Rtt, and compare the resulting sums with the corresponding differences between Rss and Rtt. Store the maximum value of each compare in Rxx, and set the corresponding bits in a predicate destination to '11' if the compare result is greater, '00' if not. Each sum and difference is saturated to 16 bits before the compare, and the compare operation is a signed halfword compare.



Syntax

```
Rxx, Pe=vacsh(Rss, Rtt)
```

Behavior

```
for (i = 0; i < 4; i++) {
    xv = (int) Rxx.h[i];
    sv = (int) Rss.h[i];
    tv = (int) Rtt.h[i];
    xv = xv + tv;
    sv = sv - tv;
    Pe.i*2 = (xv > sv);
    Pe.i*2+1 = (xv > sv);
    Rxx.h[i]=sat_16(max(xv, sv));
}
```

Class: XTYPE (slots 2,3)**Notes**

- The predicate generated by this instruction cannot be used as a .new predicate, nor can it be automatically AND'd with another predicate.
- If saturation occurs during execution of this instruction (a result is clamped to either maximum or minimum values), the OVF bit in the Status Register is set. OVF remains set until explicitly cleared by a transfer to SR.

Encoding

31	30	29	28	27	26	25	24	23	22	21	20	19	18	17	16	15	14	13	12	11	10	9	8	7	6	5	4	3	2	1	0	
ICLASS				RegType				MajOp				s5					Parse		t5					e2		x5						
1	1	1	0	1	0	1	0	1	0	1	s	s	s	s	s	P	P	0	t	t	t	t	t	0	e	e	x	x	x	x	x	Rxx,Pe=vacsh(Rss,Rtt)

Field name	Description
ICLASS	Instruction Class
MajOp	Major Opcode
MinOp	Minor Opcode
RegType	Register Type
Parse	Packet/Loop parse bits
e2	Field to encode register e
s5	Field to encode register s
t5	Field to encode register t
x5	Field to encode register x

Vector add halfwords

Add each of the four halfwords in 64-bit vector *Rss* to the corresponding halfword in vector *Rtt*.

Optionally saturate each 16-bit addition to either a signed or unsigned 16-bit value. Applying saturation to the `vaddh` instruction clamps the result to the signed range 0x8000 to 0x7fff, whereas applying saturation to the `vadduh` instruction ensures that the unsigned result falls within the range 0 to 0xffff. When saturation is not needed, the `vaddh` form should be used.

For the 32-bit version of this vector operation, see the ALU32 instructions.

Syntax

```
Rdd=vaddh(Rss,Rtt) [:sat]
```

```
Rdd=vadduh(Rss,Rtt) :sat
```

Behavior

```
for (i=0;i<4;i++) {
    Rdd.h[i]=[sat_16] (Rss.h[i]+Rtt.h[i]);
}
```

```
for (i=0;i<4;i++) {
    Rdd.h[i]=usat_16 (Rss.uh[i]+Rtt.uh[i]);
}
```

Class: XTYPE (slots 2,3)

Notes

- If saturation occurs during execution of this instruction (a result is clamped to either maximum or minimum values), the OVF bit in the Status Register is set. OVF remains set until explicitly cleared by a transfer to SR.

Intrinsics

```
Rdd=vaddh(Rss,Rtt)
```

```
Word64 Q6_P_vaddh_PP (Word64 Rss, Word64 Rtt)
```

```
Rdd=vaddh(Rss,Rtt) :sat
```

```
Word64 Q6_P_vaddh_PP_sat (Word64 Rss, Word64 Rtt)
```

```
Rdd=vadduh(Rss,Rtt) :sat
```

```
Word64 Q6_P_vadduh_PP_sat (Word64 Rss, Word64 Rtt)
```

Encoding

31	30	29	28	27	26	25	24	23	22	21	20	19	18	17	16	15	14	13	12	11	10	9	8	7	6	5	4	3	2	1	0	
ICLASS				RegType				s5					Parse		t5					MinOp		d5										
1	1	0	1	0	0	1	1	0	0	0	s	s	s	s	s	P	P	-	t	t	t	t	t	0	1	0	d	d	d	d	d	Rdd=vaddh(Rss,Rtt)
1	1	0	1	0	0	1	1	0	0	0	s	s	s	s	s	P	P	-	t	t	t	t	t	0	1	1	d	d	d	d	d	Rdd=vaddh(Rss,Rtt):sat
1	1	0	1	0	0	1	1	0	0	0	s	s	s	s	s	P	P	-	t	t	t	t	t	1	0	0	d	d	d	d	d	Rdd=vadduh(Rss,Rtt):sat

Field name	Description
RegType	Register Type
MinOp	Minor Opcode
ICLASS	Instruction Class
Parse	Packet/Loop parse bits
d5	Field to encode register d
s5	Field to encode register s
t5	Field to encode register t

Vector add halfwords with saturate and pack to unsigned bytes

Add the four 16-bit halfwords of Rss to the four 16-bit halfwords of Rtt. The results are saturated to unsigned 8-bits and packed in destination register Rd.

Syntax

```
Rd=vaddhub(Rss,Rtt):sat
```

Behavior

```
for (i=0;i<4;i++) {
    Rd.b[i]=usat_8(Rss.h[i]+Rtt.h[i]);
}
```

Class: XTYPE (slots 2,3)

Notes

- If saturation occurs during execution of this instruction (a result is clamped to either maximum or minimum values), the OVF bit in the Status Register is set. OVF remains set until explicitly cleared by a transfer to SR.

Intrinsics

```
Rd=vaddhub(Rss,Rtt):sat
```

```
Word32 Q6_R_vaddhub_PP_sat(Word64 Rss, Word64 Rtt)
```

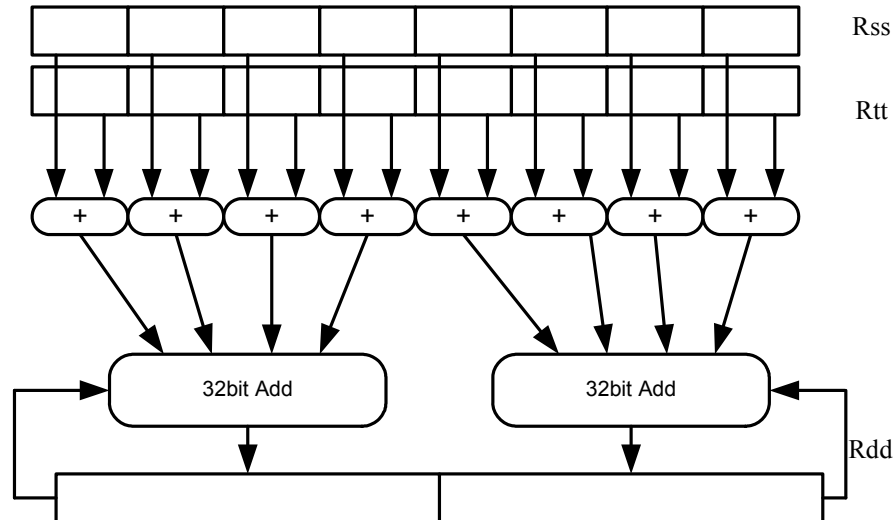
Encoding

31	30	29	28	27	26	25	24	23	22	21	20	19	18	17	16	15	14	13	12	11	10	9	8	7	6	5	4	3	2	1	0	
ICLASS				RegType				Maj		s5					Parse		t5					Min		d5								
1	1	0	0	0	0	0	1	0	1	-	s	s	s	s	s	P	P	-	t	t	t	t	t	0	0	1	d	d	d	d	d	

Field name	Description
ICLASS	Instruction Class
Parse	Packet/Loop parse bits
d5	Field to encode register d
s5	Field to encode register s
t5	Field to encode register t
Maj	Major Opcode
Min	Minor Opcode
RegType	Register Type

Vector reduce add unsigned bytes

For each byte in the source vector *Rss*, add the corresponding byte in the source vector *Rtt*. Add the four upper intermediate results and optionally the upper word of the destination. Add the four lower results and optionally the lower word of the destination.



Syntax

```
Rdd=vraddub(Rss,Rtt)
```

```
Rxx+=vraddub(Rss,Rtt)
```

Behavior

```
Rdd = 0;
for (i=0;i<4;i++) {
    Rdd.w[0] = (Rdd.w[0] + (Rss.ub[i]+Rtt.ub[i]));
}
for (i=4;i<8;i++) {
    Rdd.w[1] = (Rdd.w[1] + (Rss.ub[i]+Rtt.ub[i]));
}
```

```
for (i = 0; i < 4; i++) {
    Rxx.w[0] = (Rxx.w[0] + (Rss.ub[i]+Rtt.ub[i]));
}
for (i = 4; i < 8; i++) {
    Rxx.w[1] = (Rxx.w[1] + (Rss.ub[i]+Rtt.ub[i]));
}
;
```

Class: XTYPE (slots 2,3)

Intrinsics

```
Rdd=vraddub(Rss,Rtt)
```

```
Rxx+=vraddub(Rss,Rtt)
```

```
Word64 Q6_P_vraddub_PP(Word64 Rss, Word64 Rtt)
```

```
Word64 Q6_P_vraddubacc_PP(Word64 Rxx, Word64
Rss, Word64 Rtt)
```

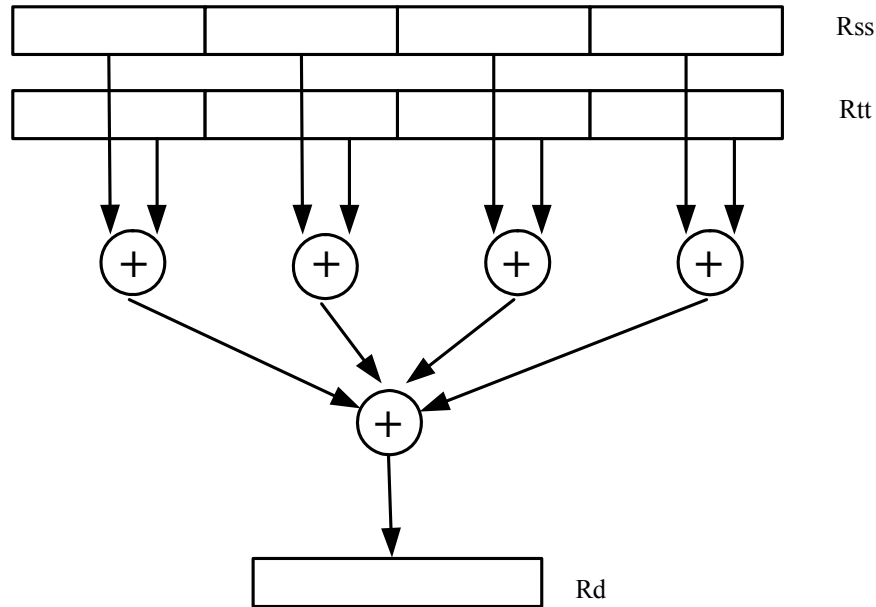
Encoding

31	30	29	28	27	26	25	24	23	22	21	20	19	18	17	16	15	14	13	12	11	10	9	8	7	6	5	4	3	2	1	0	
ICLASS				RegType				MajOp				s5					Parse		t5					MinOp			d5					
1	1	1	0	1	0	0	0	0	1	0	s	s	s	s	s	P	P	0	t	t	t	t	t	0	0	1	d	d	d	d	d	Rdd=vraddub(Rss,Rtt)
ICLASS				RegType				MajOp				s5					Parse		t5					MinOp			x5					
1	1	1	0	1	0	1	0	0	1	0	s	s	s	s	s	P	P	0	t	t	t	t	t	0	0	1	x	x	x	x	x	Rxx+=vraddub(Rss,Rtt)

Field name	Description
ICLASS	Instruction Class
MajOp	Major Opcode
MinOp	Minor Opcode
RegType	Register Type
Parse	Packet/Loop parse bits
d5	Field to encode register d
s5	Field to encode register s
t5	Field to encode register t
x5	Field to encode register x

Vector reduce add halfwords

For each halfword in the source vector Rss, add the corresponding halfword in the source vector Rtt. Add these intermediate results together, and place the result in Rd.



Syntax

`Rd=vraddh(Rss,Rtt)`

`Rd=vradduh(Rss,Rtt)`

Behavior

```
Rd = 0;
for (i=0;i<4;i++) {
    Rd += (Rss.h[i]+Rtt.h[i]);
}
```

```
Rd = 0;
for (i=0;i<4;i++) {
    Rd += (Rss.uh[i]+Rtt.uh[i]);
}
```

Class: XTYPE (slots 2,3)

Intrinsics

`Rd=vraddh(Rss,Rtt)`

`Word32 Q6_R_vraddh_PP(Word64 Rss, Word64 Rtt)`

`Rd=vradduh(Rss,Rtt)`

`Word32 Q6_R_vradduh_PP(Word64 Rss, Word64 Rtt)`

Encoding

31	30	29	28	27	26	25	24	23	22	21	20	19	18	17	16	15	14	13	12	11	10	9	8	7	6	5	4	3	2	1	0	
ICLASS		RegType				MajOp				s5				Parse		t5				MinOp		d5										
1	1	1	0	1	0	0	1	0	-	-	s	s	s	s	s	P	P	0	t	t	t	t	t	-	0	1	d	d	d	d	d	Rd=vradduh(Rss,Rtt)
1	1	1	0	1	0	0	1	0	-	1	s	s	s	s	s	P	P	0	t	t	t	t	t	1	1	1	d	d	d	d	d	Rd=vraddh(Rss,Rtt)

Field name	Description
ICLASS	Instruction Class
MajOp	Major Opcode
MinOp	Minor Opcode
RegType	Register Type
Parse	Packet/Loop parse bits
d5	Field to encode register d
s5	Field to encode register s
t5	Field to encode register t

Vector add bytes

Add each of the eight bytes in 64-bit vector *Rss* to the corresponding byte in vector *Rtt*. Optionally, saturate each 8-bit addition to an unsigned value between 0 and 255. The eight results are stored in destination register *Rdd*.

Syntax

```
Rdd=vaddb(Rss,Rtt)
```

```
Rdd=vaddub(Rss,Rtt)[:sat]
```

Behavior

Assembler mapped to: "Rdd=vaddub(Rss,Rtt)"

```
for (i = 0; i < 8; i++) {
    Rdd.b[i] = [usat_8](Rss.ub[i]+Rtt.ub[i]);
}
```

Class: XTYPE (slots 2,3)

Notes

- If saturation occurs during execution of this instruction (a result is clamped to either maximum or minimum values), the OVF bit in the Status Register is set. OVF remains set until explicitly cleared by a transfer to SR.

Intrinsics

```
Rdd=vaddb(Rss,Rtt)
```

```
Word64 Q6_P_vaddb_PP(Word64 Rss, Word64 Rtt)
```

```
Rdd=vaddub(Rss,Rtt)
```

```
Word64 Q6_P_vaddub_PP(Word64 Rss, Word64 Rtt)
```

```
Rdd=vaddub(Rss,Rtt):sat
```

```
Word64 Q6_P_vaddub_PP_sat(Word64 Rss, Word64 Rtt)
```

Encoding

31	30	29	28	27	26	25	24	23	22	21	20	19	18	17	16	15	14	13	12	11	10	9	8	7	6	5	4	3	2	1	0	
ICLASS				RegType				s5					Parse		t5					MinOp			d5									
1	1	0	1	0	0	1	1	0	0	0	s	s	s	s	s	P	P	-	t	t	t	t	t	0	0	0	d	d	d	d	d	Rdd=vaddub(Rss,Rtt)
1	1	0	1	0	0	1	1	0	0	0	s	s	s	s	s	P	P	-	t	t	t	t	t	0	0	1	d	d	d	d	d	Rdd=vaddub(Rss,Rtt):sat

Field name

Description

RegType	Register Type
MinOp	Minor Opcode
ICLASS	Instruction Class
Parse	Packet/Loop parse bits
d5	Field to encode register d
s5	Field to encode register s
t5	Field to encode register t

Vector add words

Add each of the two words in 64-bit vector Rss to the corresponding word in vector Rtt. Optionally, saturate each 32-bit addition to a signed value between 0x80000000 and 0x7fffffff. The two word results are stored in destination register Rdd.

Syntax

```
Rdd=vaddw(Rss,Rtt)[:sat]
```

Behavior

```
for (i=0;i<2;i++) {
    Rdd.w[i]=[sat_32](Rss.w[i]+Rtt.w[i]);
}
```

Class: XTYPE (slots 2,3)

Notes

- If saturation occurs during execution of this instruction (a result is clamped to either maximum or minimum values), the OVF bit in the Status Register is set. OVF remains set until explicitly cleared by a transfer to SR.

Intrinsics

```
Rdd=vaddw(Rss,Rtt)
```

```
Word64 Q6_P_vaddw_PP(Word64 Rss, Word64 Rtt)
```

```
Rdd=vaddw(Rss,Rtt):sat
```

```
Word64 Q6_P_vaddw_PP_sat(Word64 Rss, Word64 Rtt)
```

Encoding

31	30	29	28	27	26	25	24	23	22	21	20	19	18	17	16	15	14	13	12	11	10	9	8	7	6	5	4	3	2	1	0	
ICLASS				RegType				s5					Parse		t5					MinOp			d5									
1	1	0	1	0	0	1	1	0	0	0	s	s	s	s	s	P	P	-	t	t	t	t	t	1	0	1	d	d	d	d	d	Rdd=vaddw(Rss,Rtt)
1	1	0	1	0	0	1	1	0	0	0	s	s	s	s	s	P	P	-	t	t	t	t	t	1	1	0	d	d	d	d	d	Rdd=vaddw(Rss,Rtt):sat

Field name	Description
RegType	Register Type
MinOp	Minor Opcode
ICLASS	Instruction Class
Parse	Packet/Loop parse bits
d5	Field to encode register d
s5	Field to encode register s
t5	Field to encode register t

Vector average halfwords

Average each of the four halfwords in the 64-bit source vector `Rss` with the corresponding halfword in `Rtt`. The average operation performed on each halfword adds the two halfwords and shifts the result right by 1 bit. Unsigned average uses a logical right shift (shift in 0), whereas signed average uses an arithmetic right shift (shift in the sign bit). If the round option is used, then a 0x0001 is also added to each result before shifting. This operation does not overflow. In the case that a summation (before right shift by 1) causes an overflow of 32 bits, the value shifted in is the most-significant carry out.

The signed average and negative average halfwords is available with optional convergent rounding. In convergent rounding, if the two LSBs after the addition/subtraction are 11, then a rounding constant of 1 is added, otherwise a 0 is added. This result is then shifted right by one bit. Convergent rounding accumulates less error than arithmetic rounding.

Syntax	Behavior
<code>Rdd=vavgh(Rss,Rtt)</code>	<pre>for (i=0;i<4;i++) { Rdd.h[i]=(Rss.h[i]+Rtt.h[i]>>1; }</pre>
<code>Rdd=vavgh(Rss,Rtt):crnd</code>	<pre>for (i=0;i<4;i++) { Rdd.h[i]=convround(Rss.h[i]+Rtt.h[i]>>1; }</pre>
<code>Rdd=vavgh(Rss,Rtt):rnd</code>	<pre>for (i=0;i<4;i++) { Rdd.h[i]=(Rss.h[i]+Rtt.h[i]+1)>>1; }</pre>
<code>Rdd=vavguh(Rss,Rtt)</code>	<pre>for (i=0;i<4;i++) { Rdd.h[i]=(Rss.uh[i]+Rtt.uh[i]>>1; }</pre>
<code>Rdd=vavguh(Rss,Rtt):rnd</code>	<pre>for (i=0;i<4;i++) { Rdd.h[i]=(Rss.uh[i]+Rtt.uh[i]+1)>>1; }</pre>
<code>Rdd=vnavgh(Rtt,Rss)</code>	<pre>for (i=0;i<4;i++) { Rdd.h[i]=(Rtt.h[i]-Rss.h[i]>>1; }</pre>
<code>Rdd=vnavgh(Rtt,Rss):crnd:sat</code>	<pre>for (i=0;i<4;i++) { Rdd.h[i]=sat_16(convround(Rtt.h[i]- Rss.h[i])>>1; }</pre>
<code>Rdd=vnavgh(Rtt,Rss):rnd:sat</code>	<pre>for (i=0;i<4;i++) { Rdd.h[i]=sat_16((Rtt.h[i]-Rss.h[i]+1)>>1; }</pre>

Class: XTYPE (slots 2,3)

Notes

- If saturation occurs during execution of this instruction (a result is clamped to either maximum or minimum values), the OVF bit in the Status Register is set. OVF remains set until explicitly cleared by a transfer to SR.

Intrinsics

Rdd=vavgh(Rss,Rtt)	Word64 Q6_P_vavgh_PP(Word64 Rss, Word64 Rtt)
Rdd=vavgh(Rss,Rtt):crnd	Word64 Q6_P_vavgh_PP_crnd(Word64 Rss, Word64 Rtt)
Rdd=vavgh(Rss,Rtt):rnd	Word64 Q6_P_vavgh_PP_rnd(Word64 Rss, Word64 Rtt)
Rdd=vavguh(Rss,Rtt)	Word64 Q6_P_vavguh_PP(Word64 Rss, Word64 Rtt)
Rdd=vavguh(Rss,Rtt):rnd	Word64 Q6_P_vavguh_PP_rnd(Word64 Rss, Word64 Rtt)
Rdd=vnavgh(Rtt,Rss)	Word64 Q6_P_vnavgh_PP(Word64 Rtt, Word64 Rss)
Rdd=vnavgh(Rtt,Rss):crnd:sat	Word64 Q6_P_vnavgh_PP_crnd_sat(Word64 Rtt, Word64 Rss)
Rdd=vnavgh(Rtt,Rss):rnd:sat	Word64 Q6_P_vnavgh_PP_rnd_sat(Word64 Rtt, Word64 Rss)

Encoding

31	30	29	28	27	26	25	24	23	22	21	20	19	18	17	16	15	14	13	12	11	10	9	8	7	6	5	4	3	2	1	0	
ICLASS			RegType				s5					Parse		t5					MinOp		d5											
1	1	0	1	0	0	1	1	0	1	0	s	s	s	s	s	P	P	-	t	t	t	t	t	0	1	0	d	d	d	d	d	Rdd=vavgh(Rss,Rtt)
1	1	0	1	0	0	1	1	0	1	0	s	s	s	s	s	P	P	-	t	t	t	t	t	0	1	1	d	d	d	d	d	Rdd=vavgh(Rss,Rtt):rnd
1	1	0	1	0	0	1	1	0	1	0	s	s	s	s	s	P	P	-	t	t	t	t	t	1	0	0	d	d	d	d	d	Rdd=vavgh(Rss,Rtt):crnd
1	1	0	1	0	0	1	1	0	1	0	s	s	s	s	s	P	P	-	t	t	t	t	t	1	0	1	d	d	d	d	d	Rdd=vavguh(Rss,Rtt)
1	1	0	1	0	0	1	1	0	1	0	s	s	s	s	s	P	P	-	t	t	t	t	t	1	1	-	d	d	d	d	d	Rdd=vavguh(Rss,Rtt):rnd
1	1	0	1	0	0	1	1	1	0	0	s	s	s	s	s	P	P	-	t	t	t	t	t	0	0	0	d	d	d	d	d	Rdd=vnavgh(Rtt,Rss)
1	1	0	1	0	0	1	1	1	0	0	s	s	s	s	s	P	P	-	t	t	t	t	t	0	0	1	d	d	d	d	d	Rdd=vnavgh(Rtt,Rss):rnd:sat
1	1	0	1	0	0	1	1	1	0	0	s	s	s	s	s	P	P	-	t	t	t	t	t	0	1	0	d	d	d	d	d	Rdd=vnavgh(Rtt,Rss):crnd:sat

Field name	Description
RegType	Register Type
MinOp	Minor Opcode
ICLASS	Instruction Class
Parse	Packet/Loop parse bits
d5	Field to encode register d
s5	Field to encode register s
t5	Field to encode register t

Vector average unsigned bytes

Average each of the eight unsigned bytes in the 64-bit source vector *Rss* with the corresponding byte in *Rtt*. The average operation performed on each byte is the sum of the two bytes shifted right by 1 bit. If the round option is used, then a 0x01 is also added to each result before shifting. This operation does not overflow. In the case that a summation (before right shift by 1) causes an overflow of 8 bits, the value shifted in is the most-significant carry out.

Syntax

```
Rdd=vavgub(Rss,Rtt)
```

```
Rdd=vavgub(Rss,Rtt):rnd
```

Behavior

```
for (i = 0; i < 8; i++) {
    Rdd.b[i] = ((Rss.ub[i] + Rtt.ub[i]) >> 1);
}
```

```
for (i = 0; i < 8; i++) {
    Rdd.b[i] = ((Rss.ub[i] + Rtt.ub[i] + 1) >> 1);
}
```

Class: XTYPE (slots 2,3)

Intrinsics

```
Rdd=vavgub(Rss,Rtt)
```

```
Word64 Q6_P_vavgub_PP(Word64 Rss, Word64 Rtt)
```

```
Rdd=vavgub(Rss,Rtt):rnd
```

```
Word64 Q6_P_vavgub_PP_rnd(Word64 Rss, Word64 Rtt)
```

Encoding

31	30	29	28	27	26	25	24	23	22	21	20	19	18	17	16	15	14	13	12	11	10	9	8	7	6	5	4	3	2	1	0	
ICLASS		RegType				s5					Parse		t5				MinOp			d5												
1	1	0	1	0	0	1	1	0	1	0	s	s	s	s	s	P	P	-	t	t	t	t	t	0	0	0	d	d	d	d	d	Rdd=vavgub(Rss,Rtt)
1	1	0	1	0	0	1	1	0	1	0	s	s	s	s	s	P	P	-	t	t	t	t	t	0	0	1	d	d	d	d	d	Rdd=vavgub(Rss,Rtt):rnd

Field name	Description
RegType	Register Type
MinOp	Minor Opcode
ICLASS	Instruction Class
Parse	Packet/Loop parse bits
d5	Field to encode register d
s5	Field to encode register s
t5	Field to encode register t

Vector average words

Average each of the two words in the 64-bit source vector *Rss* with the corresponding word in *Rtt*. The average operation performed on each halfword adds the two words and shifts the result right by 1 bit. Unsigned average uses a logical right shift (shift in 0), whereas signed average uses an arithmetic right shift (shift in the sign bit). If the round option is used, 0x1 is also added to each result before shifting. This operation does not overflow. In the case that a summation (before right shift by 1) causes an overflow of 32 bits, the value shifted in is the most-significant carry out.

The signed average and negative average words are available with optional convergent rounding. In convergent rounding, if the two LSBs after the addition/subtraction are 11, a rounding constant of 1 is added, otherwise a 0 is added. This result is then shifted right by one bit. Convergent rounding accumulates less error than arithmetic rounding.

Syntax	Behavior
<code>Rdd=vavguw(Rss,Rtt) [:rnd]</code>	<pre>for (i=0;i<2;i++) { Rdd.w[i]=(zxt_{32->33}(Rss.uw[i])+zxt_{32->33}(Rtt.uw[i])+1)>>1; }</pre>
<code>Rdd=vavgw(Rss,Rtt):crnd</code>	<pre>for (i=0;i<2;i++) { Rdd.w[i]=(convround(sxt_{32->33}(Rss.w[i])+sxt_{32->33}(Rtt.w[i]))>>1; }</pre>
<code>Rdd=vavgw(Rss,Rtt) [:rnd]</code>	<pre>for (i=0;i<2;i++) { Rdd.w[i]=(sxt_{32->33}(Rss.w[i])+sxt_{32->33}(Rtt.w[i])+1)>>1; }</pre>
<code>Rdd=vnavgw(Rtt,Rss)</code>	<pre>for (i=0;i<2;i++) { Rdd.w[i]=(sxt_{32->33}(Rtt.w[i])-sxt_{32->33}(Rss.w[i]))>>1; }</pre>
<code>Rdd=vnavgw(Rtt,Rss):crnd:sat</code>	<pre>for (i=0;i<2;i++) { Rdd.w[i]=sat_32(convround(sxt_{32->33}(Rtt.w[i])-sxt_{32->33}(Rss.w[i]))>>1; }</pre>
<code>Rdd=vnavgw(Rtt,Rss):rnd:sat</code>	<pre>for (i=0;i<2;i++) { Rdd.w[i]=sat_32((sxt_{32->33}(Rtt.w[i])-sxt_{32->33}(Rss.w[i])+1)>>1; }</pre>

Class: XTYPE (slots 2,3)

Notes

- If saturation occurs during execution of this instruction (a result is clamped to either maximum or minimum values), the OVF bit in the Status Register is set. OVF remains set until explicitly cleared by a transfer to SR.

Intrinsics

Rdd=vavgw(Rss,Rtt)	Word64 Q6_P_vavgw_PP(Word64 Rss, Word64 Rtt)
Rdd=vavgw(Rss,Rtt):rnd	Word64 Q6_P_vavgw_PP_rnd(Word64 Rss, Word64 Rtt)
Rdd=vavgw(Rss,Rtt)	Word64 Q6_P_vavgw_PP(Word64 Rss, Word64 Rtt)
Rdd=vavgw(Rss,Rtt):crnd	Word64 Q6_P_vavgw_PP_crnd(Word64 Rss, Word64 Rtt)
Rdd=vavgw(Rss,Rtt):rnd	Word64 Q6_P_vavgw_PP_rnd(Word64 Rss, Word64 Rtt)
Rdd=vnavgw(Rtt,Rss)	Word64 Q6_P_vnavgw_PP(Word64 Rtt, Word64 Rss)
Rdd=vnavgw(Rtt,Rss):crnd:sat	Word64 Q6_P_vnavgw_PP_crnd_sat(Word64 Rtt, Word64 Rss)
Rdd=vnavgw(Rtt,Rss):rnd:sat	Word64 Q6_P_vnavgw_PP_rnd_sat(Word64 Rtt, Word64 Rss)

Encoding

31	30	29	28	27	26	25	24	23	22	21	20	19	18	17	16	15	14	13	12	11	10	9	8	7	6	5	4	3	2	1	0	
ICLASS			RegType				s5					Parse		t5					MinOp		d5											
1	1	0	1	0	0	1	1	0	1	1	s	s	s	s	s	P	P	-	t	t	t	t	t	0	0	0	d	d	d	d	d	Rdd=vavgw(Rss,Rtt)
1	1	0	1	0	0	1	1	0	1	1	s	s	s	s	s	P	P	-	t	t	t	t	t	0	0	1	d	d	d	d	d	Rdd=vavgw(Rss,Rtt):rnd
1	1	0	1	0	0	1	1	0	1	1	s	s	s	s	s	P	P	-	t	t	t	t	t	0	1	0	d	d	d	d	d	Rdd=vavgw(Rss,Rtt):crnd
1	1	0	1	0	0	1	1	0	1	1	s	s	s	s	s	P	P	-	t	t	t	t	t	0	1	1	d	d	d	d	d	Rdd=vavgw(Rss,Rtt):rnd
1	1	0	1	0	0	1	1	1	0	0	s	s	s	s	s	P	P	-	t	t	t	t	t	0	1	1	d	d	d	d	d	Rdd=vnavgw(Rtt,Rss)
1	1	0	1	0	0	1	1	1	0	0	s	s	s	s	s	P	P	-	t	t	t	t	t	1	0	-	d	d	d	d	d	Rdd=vnavgw(Rtt,Rss):rnd:sat
1	1	0	1	0	0	1	1	1	0	0	s	s	s	s	s	P	P	-	t	t	t	t	t	1	1	-	d	d	d	d	d	Rdd=vnavgw(Rtt,Rss):crnd:sat

Field name	Description
RegType	Register Type
MinOp	Minor Opcode
ICLASS	Instruction Class
Parse	Packet/Loop parse bits
d5	Field to encode register d
s5	Field to encode register s
t5	Field to encode register t

Vector clip to unsigned

Clip input to an unsigned integer.

Syntax

```
Rdd=vclip(Rss,#u5)
```

Behavior

```
tmp=MIN((1<<#u)-1,MAX(Rss.w[0],-(1<<#u)));
Rdd.w[0]=tmp;
tmp=MIN((1<<#u)-1,MAX(Rss.w[1],-(1<<#u)));
Rdd.w[1]=tmp;
;
```

Class: XTYPE (slots 2,3)

Notes

- This instruction can only execute on a core with the Hexagon audio extensions

Intrinsics

```
Rdd=vclip(Rss,#u5)
```

```
Word64 Q6_P_vclip_PI(Word64 Rss, Word32 Iu5)
```

Encoding

31	30	29	28	27	26	25	24	23	22	21	20	19	18	17	16	15	14	13	12	11	10	9	8	7	6	5	4	3	2	1	0	
ICLASS				RegType				MajOp				s5					Parse		MinOp					d5								
1	0	0	0	1	0	0	0	1	1	0	s	s	s	s	s	P	P	0	i	i	i	i	i	1	1	0	d	d	d	d	d	Rdd=vclip(Rss,#u5)

Field name	Description
ICLASS	Instruction Class
Parse	Packet/Loop parse bits
d5	Field to encode register d
s5	Field to encode register s
MajOp	Major Opcode
MinOp	Minor Opcode
RegType	Register Type

Vector conditional negate

Based on bits in Rt, conditionally negate halves in Rss.

Syntax

```
Rdd=vcnegh(Rss,Rt)
```

```
Rxx+=vrcnegh(Rss,Rt)
```

Behavior

```
for (i = 0; i < 4; i++) {
  if (Rt.i) {
    Rdd.h[i]=sat_16(-Rss.h[i]);
  } else {
    Rdd.h[i]=Rss.h[i];
  }
}
```

```
for (i = 0; i < 4; i++) {
  if (Rt.i) {
    Rxx += -Rss.h[i];
  } else {
    Rxx += Rss.h[i];
  }
};
```

Class: XTYPE (slots 2,3)

Notes

- If saturation occurs during execution of this instruction (a result is clamped to either maximum or minimum values), the OVF bit in the Status Register is set. OVF remains set until explicitly cleared by a transfer to SR.

Intrinsics

```
Rdd=vcnegh(Rss,Rt) Word64 Q6_P_vcnegh_PR(Word64 Rss, Word32 Rt)
```

```
Rxx+=vrcnegh(Rss,Rt) Word64 Q6_P_vrcneghacc_PR(Word64 Rxx, Word64 Rss, Word32 Rt)
```

Encoding

31	30	29	28	27	26	25	24	23	22	21	20	19	18	17	16	15	14	13	12	11	10	9	8	7	6	5	4	3	2	1	0	
ICLASS				RegType				Maj			s5					Parse			t5				Min			d5						
1	1	0	0	0	0	1	1	1	1	-	s	s	s	s	s	P	P	-	t	t	t	t	t	0	1	-	d	d	d	d	d	Rdd=vcnegh(Rss,Rt)
ICLASS				RegType				Maj			s5					Parse			t5				Min			x5						
1	1	0	0	1	0	1	1	0	0	1	s	s	s	s	s	P	P	1	t	t	t	t	t	1	1	1	x	x	x	x	x	Rxx+=vrcnegh(Rss,Rt)

Field name	Description
ICLASS	Instruction Class
Parse	Packet/Loop parse bits
d5	Field to encode register d
s5	Field to encode register s
t5	Field to encode register t

Field name	Description
x5	Field to encode register x
Maj	Major Opcode
Min	Minor Opcode
RegType	Register Type

Vector maximum bytes

Compare each of the eight unsigned bytes in the 64-bit source vector Rss to the corresponding byte in Rtt. For each comparison, select the maximum of the two bytes and place that byte in the corresponding location in Rdd.

Syntax

```
Rdd=vmaxb(Rtt,Rss)
```

```
Rdd=vmaxub(Rtt,Rss)
```

Behavior

```
for (i = 0; i < 8; i++) {
    Rdd.b[i]=max(Rtt.b[i],Rss.b[i]);
}
```

```
for (i = 0; i < 8; i++) {
    Rdd.b[i]=max(Rtt.ub[i],Rss.ub[i]);
}
```

Class: XTYPE (slots 2,3)

Intrinsics

```
Rdd=vmaxb(Rtt,Rss)
```

```
Word64 Q6_P_vmaxb_PP(Word64 Rtt, Word64 Rss)
```

```
Rdd=vmaxub(Rtt,Rss)
```

```
Word64 Q6_P_vmaxub_PP(Word64 Rtt, Word64 Rss)
```

Encoding

31	30	29	28	27	26	25	24	23	22	21	20	19	18	17	16	15	14	13	12	11	10	9	8	7	6	5	4	3	2	1	0	
ICLASS				RegType				s5					Parse		t5					MinOp			d5									
1	1	0	1	0	0	1	1	1	1	0	s	s	s	s	s	P	P	-	t	t	t	t	t	0	0	0	d	d	d	d	d	Rdd=vmaxub(Rtt,Rss)
1	1	0	1	0	0	1	1	1	1	0	s	s	s	s	s	P	P	-	t	t	t	t	t	1	1	0	d	d	d	d	d	Rdd=vmaxb(Rtt,Rss)

Field name	Description
RegType	Register Type
MinOp	Minor Opcode
ICLASS	Instruction Class
Parse	Packet/Loop parse bits
d5	Field to encode register d
s5	Field to encode register s
t5	Field to encode register t

Vector maximum halfwords

Compare each of the four halfwords in the 64-bit source vector *Rss* to the corresponding halfword in *Rtt*. For each comparison, select the maximum of the two halfwords and place that halfword in the corresponding location in *Rdd*. Comparisons are available in both signed and unsigned form.

Syntax

```
Rdd=vmaxh(Rtt,Rss)
```

```
Rdd=vmaxuh(Rtt,Rss)
```

Behavior

```
for (i = 0; i < 4; i++) {
    Rdd.h[i]=max(Rtt.h[i],Rss.h[i]);
}
```

```
for (i = 0; i < 4; i++) {
    Rdd.h[i]=max(Rtt.uh[i],Rss.uh[i]);
}
```

Class: XTYPE (slots 2,3)

Intrinsics

```
Rdd=vmaxh(Rtt,Rss)
```

```
Word64 Q6_P_vmaxh_PP(Word64 Rtt, Word64 Rss)
```

```
Rdd=vmaxuh(Rtt,Rss)
```

```
Word64 Q6_P_vmaxuh_PP(Word64 Rtt, Word64 Rss)
```

Encoding

31	30	29	28	27	26	25	24	23	22	21	20	19	18	17	16	15	14	13	12	11	10	9	8	7	6	5	4	3	2	1	0	
ICLASS				RegType				s5					Parse		t5					MinOp		d5										
1	1	0	1	0	0	1	1	1	1	0	s	s	s	s	s	P	P	-	t	t	t	t	t	0	0	1	d	d	d	d	d	Rdd=vmaxh(Rtt,Rss)
1	1	0	1	0	0	1	1	1	1	0	s	s	s	s	s	P	P	-	t	t	t	t	t	0	1	0	d	d	d	d	d	Rdd=vmaxuh(Rtt,Rss)

Field name	Description
RegType	Register Type
MinOp	Minor Opcode
ICLASS	Instruction Class
Parse	Packet/Loop parse bits
d5	Field to encode register d
s5	Field to encode register s
t5	Field to encode register t

Vector reduce maximum halfwords

Register Rxx contains a maximum value in the low word and the address of that maximum value in the high word. Register Rss contains a vector of four halfword values, and register Ru contains the address of this data. The instruction finds the maximum halfword between the previous maximum in Rxx[0] and the four values in Rss. The address of the new maximum is stored in Rxx[1].

Syntax

Rxx=vrmaxh(Rss, Ru)

Behavior

```
max = Rxx.h[0];
addr = Rxx.w[1];
for (i = 0; i < 4; i++) {
    if (max < Rss.h[i]) {
        max = Rss.h[i];
        addr = Ru | i<<1;
    }
}
Rxx.w[0]=max;
Rxx.w[1]=addr;
```

Rxx=vrmaxuh(Rss, Ru)

```
max = Rxx.uh[0];
addr = Rxx.w[1];
for (i = 0; i < 4; i++) {
    if (max < Rss.uh[i]) {
        max = Rss.uh[i];
        addr = Ru | i<<1;
    }
}
Rxx.w[0]=max;
Rxx.w[1]=addr;
```

Class: XTYPE (slots 2,3)

Intrinsics

Rxx=vrmaxh(Rss, Ru)

Word64 Q6_P_vrmaxh_PR(Word64 Rxx, Word64 Rss, Word32 Ru)

Rxx=vrmaxuh(Rss, Ru)

Word64 Q6_P_vrmaxuh_PR(Word64 Rxx, Word64 Rss, Word32 Ru)

Encoding

31	30	29	28	27	26	25	24	23	22	21	20	19	18	17	16	15	14	13	12	11	10	9	8	7	6	5	4	3	2	1	0	
ICLASS				RegType				Maj				s5					Parse		x5					Min		u5						
1	1	0	0	1	0	1	1	0	0	1	s	s	s	s	s	P	P	0	x	x	x	x	x	0	0	1	u	u	u	u	u	Rxx=vrmaxh(Rss,Ru)
1	1	0	0	1	0	1	1	0	0	1	s	s	s	s	s	P	P	1	x	x	x	x	x	0	0	1	u	u	u	u	u	Rxx=vrmaxuh(Rss,Ru)

Field name

Description

ICLASS

Instruction Class

Parse

Packet/Loop parse bits

s5

Field to encode register s

Field name	Description
u5	Field to encode register u
x5	Field to encode register x
Maj	Major Opcode
Min	Minor Opcode
RegType	Register Type

Vector reduce maximum words

Find the maximum word between the previous maximum in Rxx[0] and the two values in Rss. The address of the new maximum is stored in Rxx[1].

Register Rxx contains a maximum value in the low word and the address of that maximum value in the high word. Register Rss contains a vector of two word values, and register Ru contains the address of this data.

Syntax

```
Rxx=vrmaxuw(Rss,Ru)
```

```
Rxx=vrmaxw(Rss,Ru)
```

Behavior

```
max = Rxx.uw[0];
addr = Rxx.w[1];
for (i = 0; i < 2; i++) {
    if (max < Rss.uw[i]) {
        max = Rss.uw[i];
        addr = Ru | i<<2;
    }
}
Rxx.w[0]=max;
Rxx.w[1]=addr;
```

```
max = Rxx.w[0];
addr = Rxx.w[1];
for (i = 0; i < 2; i++) {
    if (max < Rss.w[i]) {
        max = Rss.w[i];
        addr = Ru | i<<2;
    }
}
Rxx.w[0]=max;
Rxx.w[1]=addr;
```

Class: XTYPE (slots 2,3)

Intrinsics

```
Rxx=vrmaxuw(Rss,Ru)
```

```
Word64 Q6_P_vrmaxuw_PR(Word64 Rxx, Word64 Rss,
Word32 Ru)
```

```
Rxx=vrmaxw(Rss,Ru)
```

```
Word64 Q6_P_vrmaxw_PR(Word64 Rxx, Word64 Rss,
Word32 Ru)
```

Encoding

31	30	29	28	27	26	25	24	23	22	21	20	19	18	17	16	15	14	13	12	11	10	9	8	7	6	5	4	3	2	1	0	
ICLASS				RegType				Maj				s5				Parse				x5				Min				u5				
1	1	0	0	1	0	1	1	0	0	1	s	s	s	s	s	P	P	0	x	x	x	x	x	0	1	0	u	u	u	u	u	Rxx=vrmaxw(Rss,Ru)
1	1	0	0	1	0	1	1	0	0	1	s	s	s	s	s	P	P	1	x	x	x	x	x	0	1	0	u	u	u	u	u	Rxx=vrmaxuw(Rss,Ru)

Field name	Description
ICLASS	Instruction Class
Parse	Packet/Loop parse bits
s5	Field to encode register s

Field name	Description
u5	Field to encode register u
x5	Field to encode register x
Maj	Major Opcode
Min	Minor Opcode
RegType	Register Type

Vector maximum words

Compare each of the two words in the 64-bit source vector *Rss* to the corresponding word in *Rtt*. For each comparison, select the maximum of the two words and place that word in the corresponding location in *Rdd*.

Comparisons are available in both signed and unsigned form.

Syntax

```
Rdd=vmaxuw(Rtt,Rss)
```

```
Rdd=vmaxw(Rtt,Rss)
```

Behavior

```
for (i = 0; i < 2; i++) {
    Rdd.w[i]=max(Rtt.uw[i],Rss.uw[i]);
}
```

```
for (i = 0; i < 2; i++) {
    Rdd.w[i]=max(Rtt.w[i],Rss.w[i]);
}
```

Class: XTYPE (slots 2,3)

Intrinsics

```
Rdd=vmaxuw(Rtt,Rss)
```

```
Word64 Q6_P_vmaxuw_PP(Word64 Rtt, Word64 Rss)
```

```
Rdd=vmaxw(Rtt,Rss)
```

```
Word64 Q6_P_vmaxw_PP(Word64 Rtt, Word64 Rss)
```

Encoding

31	30	29	28	27	26	25	24	23	22	21	20	19	18	17	16	15	14	13	12	11	10	9	8	7	6	5	4	3	2	1	0	
ICLASS				RegType				s5					Parse		t5					MinOp		d5										
1	1	0	1	0	0	1	1	1	0	1	s	s	s	s	s	P	P	-	t	t	t	t	t	1	0	1	d	d	d	d	d	Rdd=vmaxuw(Rtt,Rss)
1	1	0	1	0	0	1	1	1	1	0	s	s	s	s	s	P	P	-	t	t	t	t	t	0	1	1	d	d	d	d	d	Rdd=vmaxw(Rtt,Rss)

Field name	Description
RegType	Register Type
MinOp	Minor Opcode
ICLASS	Instruction Class
Parse	Packet/Loop parse bits
d5	Field to encode register d
s5	Field to encode register s
t5	Field to encode register t

Vector minimum bytes

Compare each of the eight unsigned bytes in the 64-bit source vector Rss to the corresponding byte in Rtt. For each comparison, select the minimum of the two bytes and place that byte in the corresponding location in Rdd.

Syntax

```
Rdd,Pe=vminub(Rtt,Rss)
```

Behavior

```
for (i = 0; i < 8; i++) {
    Pe.i = (Rtt.ub[i] > Rss.ub[i]);
    Rdd.b[i]=min(Rtt.ub[i],Rss.ub[i]);
}
```

```
Rdd=vminb(Rtt,Rss)
```

```
for (i = 0; i < 8; i++) {
    Rdd.b[i]=min(Rtt.b[i],Rss.b[i]);
}
```

```
Rdd=vminub(Rtt,Rss)
```

```
for (i = 0; i < 8; i++) {
    Rdd.b[i]=min(Rtt.ub[i],Rss.ub[i]);
}
```

Class: XTYPE (slots 2,3)

Notes

- The predicate generated by this instruction cannot be used as a .new predicate, nor can it be automatically AND'd with another predicate.

Intrinsics

```
Rdd=vminb(Rtt,Rss)
```

```
Word64 Q6_P_vminb_PP(Word64 Rtt, Word64 Rss)
```

```
Rdd=vminub(Rtt,Rss)
```

```
Word64 Q6_P_vminub_PP(Word64 Rtt, Word64 Rss)
```

Encoding

31	30	29	28	27	26	25	24	23	22	21	20	19	18	17	16	15	14	13	12	11	10	9	8	7	6	5	4	3	2	1	0	
ICLASS				RegType								s5				Parse		t5				MinOp			d5							
1	1	0	1	0	0	1	1	1	0	1	s	s	s	s	s	P	P	-	t	t	t	t	t	0	0	0	d	d	d	d	d	Rdd=vminub(Rtt,Rss)
1	1	0	1	0	0	1	1	1	1	0	s	s	s	s	s	P	P	-	t	t	t	t	t	1	1	1	d	d	d	d	d	Rdd=vminb(Rtt,Rss)
ICLASS				RegType				MajOp				s5				Parse		t5				e2			d5							
1	1	1	0	1	0	1	0	1	1	1	s	s	s	s	s	P	P	0	t	t	t	t	t	0	e	e	d	d	d	d	d	Rdd,Pe=vminub(Rtt,Rss)

Field name	Description
RegType	Register Type
MinOp	Minor Opcode
ICLASS	Instruction Class
MajOp	Major Opcode
MinOp	Minor Opcode
RegType	Register Type
Parse	Packet/Loop parse bits

Field name	Description
d5	Field to encode register d
e2	Field to encode register e
s5	Field to encode register s
t5	Field to encode register t

Vector minimum halfwords

Compare each of the four halfwords in the 64-bit source vector *Rss* to the corresponding halfword in *Rtt*. For each comparison, select the minimum of the two halfwords and place that halfword in the corresponding location in *Rdd*.

Comparisons are available in both signed and unsigned form.

Syntax	Behavior
<code>Rdd=vminh(Rtt,Rss)</code>	<pre>for (i = 0; i < 4; i++) { Rdd.h[i]=min(Rtt.h[i],Rss.h[i]); }</pre>
<code>Rdd=vminuh(Rtt,Rss)</code>	<pre>for (i = 0; i < 4; i++) { Rdd.h[i]=min(Rtt.uh[i],Rss.uh[i]); }</pre>

Class: XTYPE (slots 2,3)

Intrinsics

`Rdd=vminh(Rtt,Rss)`

`Word64 Q6_P_vminh_PP(Word64 Rtt, Word64 Rss)`

`Rdd=vminuh(Rtt,Rss)`

`Word64 Q6_P_vminuh_PP(Word64 Rtt, Word64 Rss)`

Encoding

31	30	29	28	27	26	25	24	23	22	21	20	19	18	17	16	15	14	13	12	11	10	9	8	7	6	5	4	3	2	1	0	
ICLASS		RegType				s5					Parse		t5					MinOp		d5												
1	1	0	1	0	0	1	1	1	0	1	s	s	s	s	s	P	P	-	t	t	t	t	t	0	0	1	d	d	d	d	d	Rdd=vminh(Rtt,Rss)
1	1	0	1	0	0	1	1	1	0	1	s	s	s	s	s	P	P	-	t	t	t	t	t	0	1	0	d	d	d	d	d	Rdd=vminuh(Rtt,Rss)

Field name	Description
RegType	Register Type
MinOp	Minor Opcode
ICLASS	Instruction Class
Parse	Packet/Loop parse bits
d5	Field to encode register d
s5	Field to encode register s
t5	Field to encode register t

Vector reduce minimum halfwords

Find the minimum halfword between the previous minimum in Rxx[0] and the four values in Rss. The address of the new minimum is stored in Rxx[1].

Register Rxx contains a minimum value in the low word and the address of that minimum value in the high word. Register Rss contains a vector of four halfword values, and register Ru contains the address of this data.

Syntax

```
Rxx=vrminh(Rss,Ru)
```

Behavior

```
min = Rxx.h[0];
addr = Rxx.w[1];
for (i = 0; i < 4; i++) {
    if (min > Rss.h[i]) {
        min = Rss.h[i];
        addr = Ru | i<<1;
    }
}
Rxx.w[0]=min;
Rxx.w[1]=addr;
```

```
Rxx=vrminuh(Rss,Ru)
```

```
min = Rxx.uh[0];
addr = Rxx.w[1];
for (i = 0; i < 4; i++) {
    if (min > Rss.uh[i]) {
        min = Rss.uh[i];
        addr = Ru | i<<1;
    }
}
Rxx.w[0]=min;
Rxx.w[1]=addr;
```

Class: XTYPE (slots 2,3)

Intrinsics

```
Rxx=vrminh(Rss,Ru)
```

```
Word64 Q6_P_vrminh_PR(Word64 Rxx, Word64 Rss, Word32 Ru)
```

```
Rxx=vrminuh(Rss,Ru)
```

```
Word64 Q6_P_vrminuh_PR(Word64 Rxx, Word64 Rss, Word32 Ru)
```

Encoding

31	30	29	28	27	26	25	24	23	22	21	20	19	18	17	16	15	14	13	12	11	10	9	8	7	6	5	4	3	2	1	0	
ICLASS				RegType				Maj				s5					Parse		x5					Min		u5						
1	1	0	0	1	0	1	1	0	0	1	s	s	s	s	s	P	P	0	x	x	x	x	x	1	0	1	u	u	u	u	u	Rxx=vrminh(Rss,Ru)
1	1	0	0	1	0	1	1	0	0	1	s	s	s	s	s	P	P	1	x	x	x	x	x	1	0	1	u	u	u	u	u	Rxx=vrminuh(Rss,Ru)

Field name

Description

ICLASS

Instruction Class

Parse

Packet/Loop parse bits

s5

Field to encode register s

Field name	Description
u5	Field to encode register u
x5	Field to encode register x
Maj	Major Opcode
Min	Minor Opcode
RegType	Register Type

Vector reduce minimum words

Find the minimum word between the previous minimum in Rxx[0] and the two values in Rss. The address of the new minimum is stored in Rxx[1].

Register Rxx contains a minimum value in the low word and the address of that minimum value in the high word. Register Rss contains a vector of two word values, and register Ru contains the address of this data.

Syntax

```
Rxx=vrminuw(Rss,Ru)
```

Behavior

```
min = Rxx.uw[0];
addr = Rxx.w[1];
for (i = 0; i < 2; i++) {
    if (min > Rss.uw[i]) {
        min = Rss.uw[i];
        addr = Ru | i<<2;
    }
}
Rxx.w[0]=min;
Rxx.w[1]=addr;
```

```
Rxx=vrminw(Rss,Ru)
```

```
min = Rxx.w[0];
addr = Rxx.w[1];
for (i = 0; i < 2; i++) {
    if (min > Rss.w[i]) {
        min = Rss.w[i];
        addr = Ru | i<<2;
    }
}
Rxx.w[0]=min;
Rxx.w[1]=addr;
```

Class: XTYPE (slots 2,3)

Intrinsics

```
Rxx=vrminuw(Rss,Ru) Word64 Q6_P_vrminuw_PR(Word64 Rxx, Word64 Rss, Word32 Ru)
```

```
Rxx=vrminw(Rss,Ru) Word64 Q6_P_vrminw_PR(Word64 Rxx, Word64 Rss, Word32 Ru)
```

Encoding

31	30	29	28	27	26	25	24	23	22	21	20	19	18	17	16	15	14	13	12	11	10	9	8	7	6	5	4	3	2	1	0	
ICLASS			RegType				Maj		s5					Parse		x5					Min		u5									
1	1	0	0	1	0	1	1	0	0	1	s	s	s	s	s	P	P	0	x	x	x	x	x	1	1	0	u	u	u	u	u	Rxx=vrminw(Rss,Ru)
1	1	0	0	1	0	1	1	0	0	1	s	s	s	s	s	P	P	1	x	x	x	x	x	1	1	0	u	u	u	u	u	Rxx=vrminuw(Rss,Ru)

Field name	Description
ICLASS	Instruction Class
Parse	Packet/Loop parse bits
s5	Field to encode register s
u5	Field to encode register u

Field name	Description
x5	Field to encode register x
Maj	Major Opcode
Min	Minor Opcode
RegType	Register Type

Vector minimum words

Compare each of the two words in the 64-bit source vector *Rss* to the corresponding word in *Rtt*. For each comparison, select the minimum of the two words and place that word in the corresponding location in *Rdd*.

Comparisons are available in both signed and unsigned form.

Syntax

```
Rdd=vminuw(Rtt,Rss)
```

```
Rdd=vminw(Rtt,Rss)
```

Behavior

```
for (i = 0; i < 2; i++) {
    Rdd.w[i]=min(Rtt.uw[i],Rss.uw[i]);
}
```

```
for (i = 0; i < 2; i++) {
    Rdd.w[i]=min(Rtt.w[i],Rss.w[i]);
}
```

Class: XTYPE (slots 2,3)

Intrinsics

```
Rdd=vminuw(Rtt,Rss)
```

```
Word64 Q6_P_vminuw_PP(Word64 Rtt, Word64 Rss)
```

```
Rdd=vminw(Rtt,Rss)
```

```
Word64 Q6_P_vminw_PP(Word64 Rtt, Word64 Rss)
```

Encoding

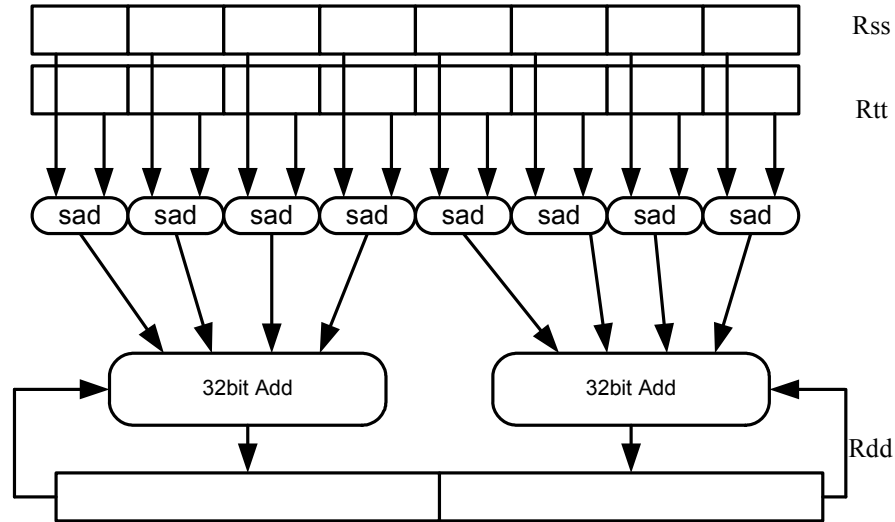
31	30	29	28	27	26	25	24	23	22	21	20	19	18	17	16	15	14	13	12	11	10	9	8	7	6	5	4	3	2	1	0	
ICLASS				RegType				s5					Parse		t5					MinOp		d5										
1	1	0	1	0	0	1	1	1	0	1	s	s	s	s	s	P	P	-	t	t	t	t	t	0	1	1	d	d	d	d	d	Rdd=vminw(Rtt,Rss)
1	1	0	1	0	0	1	1	1	0	1	s	s	s	s	s	P	P	-	t	t	t	t	t	1	0	0	d	d	d	d	d	Rdd=vminuw(Rtt,Rss)

Field name	Description
RegType	Register Type
MinOp	Minor Opcode
ICLASS	Instruction Class
Parse	Packet/Loop parse bits
d5	Field to encode register d
s5	Field to encode register s
t5	Field to encode register t

Vector sum of absolute differences unsigned bytes

For each byte in the source vector *Rss*, subtract the corresponding byte in source vector *Rtt*. Take the absolute value of the intermediate results, and the upper four together and add the lower four together. Optionally, add the destination upper and lower words to these results.

This instruction is useful in determining distance between two vectors, in applications such as motion estimation.



Syntax

```
Rdd=vrsadub(Rss,Rtt)
```

```
Rxx+=vrsadub(Rss,Rtt)
```

Behavior

```
Rdd = 0;
for (i = 0; i < 4; i++) {
    Rdd.w[0] = (Rdd.w[0] + ABS((Rss.ub[i] -
    Rtt.ub[i])));
}
for (i = 4; i < 8; i++) {
    Rdd.w[1] = (Rdd.w[1] + ABS((Rss.ub[i] -
    Rtt.ub[i])));
}
```

```
for (i = 0; i < 4; i++) {
    Rxx.w[0] = (Rxx.w[0] + ABS((Rss.ub[i] -
    Rtt.ub[i])));
}
for (i = 4; i < 8; i++) {
    Rxx.w[1] = (Rxx.w[1] + ABS((Rss.ub[i] -
    Rtt.ub[i])));
}
;
```

Class: XTYPE (slots 2,3)**Intrinsics**

Rdd=vrsadub(Rss,Rtt)

Word64 Q6_P_vrsadub_PP(Word64 Rss, Word64 Rtt)

Rxx+=vrsadub(Rss,Rtt)

Word64 Q6_P_vrsadubacc_PP(Word64 Rxx, Word64 Rss, Word64 Rtt)

Encoding

31	30	29	28	27	26	25	24	23	22	21	20	19	18	17	16	15	14	13	12	11	10	9	8	7	6	5	4	3	2	1	0	
ICLASS				RegType			MajOp			s5					Parse		t5					MinOp			d5							
1	1	1	0	1	0	0	0	0	1	0	s	s	s	s	s	P	P	0	t	t	t	t	t	0	1	0	d	d	d	d	d	Rdd=vrsadub(Rss,Rtt)
ICLASS				RegType			MajOp			s5					Parse		t5					MinOp			x5							
1	1	1	0	1	0	1	0	0	1	0	s	s	s	s	s	P	P	0	t	t	t	t	t	0	1	0	x	x	x	x	x	Rxx+=vrsadub(Rss,Rtt)

Field name	Description
ICLASS	Instruction Class
MajOp	Major Opcode
MinOp	Minor Opcode
RegType	Register Type
Parse	Packet/Loop parse bits
d5	Field to encode register d
s5	Field to encode register s
t5	Field to encode register t
x5	Field to encode register x

Vector subtract halfwords

Subtract each of the four halfwords in 64-bit vector *Rss* from the corresponding halfword in vector *Rtt*.

Optionally, saturate each 16-bit addition to either a signed or unsigned 16-bit value. Applying saturation to the *vsubh* instruction clamps the result to the signed range 0x8000 to 0x7fff, whereas applying saturation to the *vsubuh* instruction ensures that the unsigned result falls within the range 0 to 0xffff.

When saturation is not needed, *vsubh* should be used.

Syntax	Behavior
<code>Rdd=vsubh(Rtt,Rss) [:sat]</code>	<pre>for (i=0;i<4;i++) { Rdd.h[i]=[sat_16](Rtt.h[i]-Rss.h[i]); }</pre>
<code>Rdd=vsubuh(Rtt,Rss) :sat</code>	<pre>for (i=0;i<4;i++) { Rdd.h[i]=usat_16(Rtt.uh[i]-Rss.uh[i]); }</pre>

Class: XTYPE (slots 2,3)

Notes

- If saturation occurs during execution of this instruction (a result is clamped to either maximum or minimum values), the OVF bit in the Status Register is set. OVF remains set until explicitly cleared by a transfer to SR.

Intrinsics

<code>Rdd=vsubh(Rtt,Rss)</code>	<code>Word64 Q6_P_vsubh_PP(Word64 Rtt, Word64 Rss)</code>
<code>Rdd=vsubh(Rtt,Rss) :sat</code>	<code>Word64 Q6_P_vsubh_PP_sat(Word64 Rtt, Word64 Rss)</code>
<code>Rdd=vsubuh(Rtt,Rss) :sat</code>	<code>Word64 Q6_P_vsubuh_PP_sat(Word64 Rtt, Word64 Rss)</code>

Encoding

31	30	29	28	27	26	25	24	23	22	21	20	19	18	17	16	15	14	13	12	11	10	9	8	7	6	5	4	3	2	1	0	
ICLASS				RegType				s5				Parse		t5				MinOp		d5												
1	1	0	1	0	0	1	1	0	0	1	s	s	s	s	s	P	P	-	t	t	t	t	t	0	1	0	d	d	d	d	d	Rdd=vsubh(Rtt,Rss)
1	1	0	1	0	0	1	1	0	0	1	s	s	s	s	s	P	P	-	t	t	t	t	t	0	1	1	d	d	d	d	d	Rdd=vsubh(Rtt,Rss):sat
1	1	0	1	0	0	1	1	0	0	1	s	s	s	s	s	P	P	-	t	t	t	t	t	1	0	0	d	d	d	d	d	Rdd=vsubuh(Rtt,Rss):sat

Field name	Description
RegType	Register Type
MinOp	Minor Opcode
ICLASS	Instruction Class

Field name	Description
<code>Parse</code>	Packet/Loop parse bits
<code>d5</code>	Field to encode register d
<code>s5</code>	Field to encode register s
<code>t5</code>	Field to encode register t

Vector subtract bytes

Subtract each of the eight bytes in 64-bit vector Rss from the corresponding byte in vector Rtt.

Optionally, saturate each 8-bit subtraction to an unsigned value between 0 and 255. The eight results are stored in destination register Rdd.

Syntax

```
Rdd=vsubb(Rss,Rtt)
```

```
Rdd=vsubub(Rtt,Rss)[:sat]
```

Behavior

Assembler mapped to: "Rdd=vsubub(Rss,Rtt)"

```
for (i = 0; i < 8; i++) {
    Rdd.b[i]=[usat_8](Rtt.ub[i]-Rss.ub[i]);
}
```

Class: XTYPE (slots 2,3)

Notes

- If saturation occurs during execution of this instruction (a result is clamped to either maximum or minimum values), the OVF bit in the Status Register is set. OVF remains set until explicitly cleared by a transfer to SR.

Intrinsics

```
Rdd=vsubb(Rss,Rtt)
```

```
Word64 Q6_P_vsubb_PP(Word64 Rss, Word64 Rtt)
```

```
Rdd=vsubub(Rtt,Rss)
```

```
Word64 Q6_P_vsubub_PP(Word64 Rtt, Word64 Rss)
```

```
Rdd=vsubub(Rtt,Rss):sat
```

```
Word64 Q6_P_vsubub_PP_sat(Word64 Rtt, Word64 Rss)
```

Encoding

31	30	29	28	27	26	25	24	23	22	21	20	19	18	17	16	15	14	13	12	11	10	9	8	7	6	5	4	3	2	1	0	
ICLASS				RegType				s5					Parse		t5					MinOp			d5									
1	1	0	1	0	0	1	1	0	0	1	s	s	s	s	s	P	P	-	t	t	t	t	t	0	0	0	d	d	d	d	d	Rdd=vsubub(Rtt,Rss)
1	1	0	1	0	0	1	1	0	0	1	s	s	s	s	s	P	P	-	t	t	t	t	t	0	0	1	d	d	d	d	d	Rdd=vsubub(Rtt,Rss):sat

Field name	Description
RegType	Register Type
MinOp	Minor Opcode
ICLASS	Instruction Class
Parse	Packet/Loop parse bits
d5	Field to encode register d
s5	Field to encode register s
t5	Field to encode register t

Vector subtract words

Subtract each of the two words in 64-bit vector *Rss* from the corresponding word in vector *Rtt*.

Optionally, saturate each 32-bit subtraction to a signed value between 0x8000_0000 and 0x7fff_ffff. The two word results are stored in destination register *Rdd*.

Syntax

```
Rdd=vsubw(Rtt,Rss) [:sat]
```

Behavior

```
for (i=0;i<2;i++) {
    Rdd.w[i]=[sat_32] (Rtt.w[i]-Rss.w[i]);
}
```

Class: XTYPE (slots 2,3)

Notes

- If saturation occurs during execution of this instruction (a result is clamped to either maximum or minimum values), the OVF bit in the Status Register is set. OVF remains set until explicitly cleared by a transfer to SR.

Intrinsics

```
Rdd=vsubw(Rtt,Rss)
```

```
Word64 Q6_P_vsubw_PP(Word64 Rtt, Word64 Rss)
```

```
Rdd=vsubw(Rtt,Rss):sat
```

```
Word64 Q6_P_vsubw_PP_sat(Word64 Rtt, Word64 Rss)
```

Encoding

31	30	29	28	27	26	25	24	23	22	21	20	19	18	17	16	15	14	13	12	11	10	9	8	7	6	5	4	3	2	1	0	
ICLASS				RegType				s5					Parse		t5					MinOp			d5									
1	1	0	1	0	0	1	1	0	0	1	s	s	s	s	s	P	P	-	t	t	t	t	t	1	0	1	d	d	d	d	d	Rdd=vsubw(Rtt,Rss)
1	1	0	1	0	0	1	1	0	0	1	s	s	s	s	s	P	P	-	t	t	t	t	t	1	1	0	d	d	d	d	d	Rdd=vsubw(Rtt,Rss):sat

Field name	Description
RegType	Register Type
MinOp	Minor Opcode
ICLASS	Instruction Class
Parse	Packet/Loop parse bits
d5	Field to encode register d
s5	Field to encode register s
t5	Field to encode register t

11.10.2 XTYPE/BIT

The XTYPE/BIT instruction subclass includes instructions for bit manipulation.

Count leading

Count leading zeros (cl0) counts the number of consecutive zeros starting with the most significant bit.

Count leading ones (cl1) counts the number of consecutive ones starting with the most significant bit.

Count leading bits (clb) counts both leading ones and leading zeros and then selects the maximum.

The NORMAMT instruction returns the number of leading bits minus one.

For a two's-complement number, the number of leading zeros is zero for negative numbers. The number of leading ones is zero for positive numbers.

The number of leading bits can be used to judge the magnitude of the value.

Syntax	Behavior
Rd=add(clb(Rs), #s6)	Rd = (max(count_leading_ones(Rs), count_leading_ones(~Rs))) + #s;
Rd=add(clb(Rss), #s6)	Rd = (max(count_leading_ones(Rss), count_leading_ones(~Rss))) + #s;
Rd=cl0(Rs)	Rd = count_leading_ones(~Rs);
Rd=cl0(Rss)	Rd = count_leading_ones(~Rss);
Rd=cl1(Rs)	Rd = count_leading_ones(Rs);
Rd=cl1(Rss)	Rd = count_leading_ones(Rss);
Rd=clb(Rs)	Rd = max(count_leading_ones(Rs), count_leading_ones(~Rs));
Rd=clb(Rss)	Rd = max(count_leading_ones(Rss), count_leading_ones(~Rss));
Rd=normamt(Rs)	if (Rs == 0) { Rd = 0; } else { Rd = (max(count_leading_ones(Rs), count_leading_ones(~Rs))) - 1; }
Rd=normamt(Rss)	if (Rss == 0) { Rd = 0; } else { Rd = (max(count_leading_ones(Rss), count_leading_ones(~Rss))) - 1; }

Class: XTYPE (slots 2,3)**Intrinsics**

Rd=add(clb(Rs),#s6)	Word32 Q6_R_add_clb_RI(Word32 Rs, Word32 Is6)
Rd=add(clb(Rss),#s6)	Word32 Q6_R_add_clb_PI(Word64 Rss, Word32 Is6)
Rd=cl0(Rs)	Word32 Q6_R_cl0_R(Word32 Rs)
Rd=cl0(Rss)	Word32 Q6_R_cl0_P(Word64 Rss)
Rd=cl1(Rs)	Word32 Q6_R_cl1_R(Word32 Rs)
Rd=cl1(Rss)	Word32 Q6_R_cl1_P(Word64 Rss)
Rd=clb(Rs)	Word32 Q6_R_clb_R(Word32 Rs)
Rd=clb(Rss)	Word32 Q6_R_clb_P(Word64 Rss)
Rd=normamt(Rs)	Word32 Q6_R_normamt_R(Word32 Rs)
Rd=normamt(Rss)	Word32 Q6_R_normamt_P(Word64 Rss)

Encoding

31	30	29	28	27	26	25	24	23	22	21	20	19	18	17	16	15	14	13	12	11	10	9	8	7	6	5	4	3	2	1	0	
ICLASS				RegType				MajOp				s5					Parse				MinOp				d5							
1	0	0	0	1	0	0	0	0	1	0	s	s	s	s	s	P	P	-	-	-	-	-	-	0	0	0	d	d	d	d	d	Rd=clb(Rss)
1	0	0	0	1	0	0	0	0	1	0	s	s	s	s	s	P	P	-	-	-	-	-	-	0	1	0	d	d	d	d	d	Rd=cl0(Rss)
1	0	0	0	1	0	0	0	0	1	0	s	s	s	s	s	P	P	-	-	-	-	-	-	1	0	0	d	d	d	d	d	Rd=cl1(Rss)
1	0	0	0	1	0	0	0	0	1	1	s	s	s	s	s	P	P	-	-	-	-	-	-	0	0	0	d	d	d	d	d	Rd=normamt(Rss)
1	0	0	0	1	0	0	0	0	1	1	s	s	s	s	s	P	P	i	i	i	i	i	i	0	1	0	d	d	d	d	d	Rd=add(clb(Rss),#s6)
1	0	0	0	1	1	0	0	0	0	1	s	s	s	s	s	P	P	i	i	i	i	i	i	0	0	0	d	d	d	d	d	Rd=add(clb(Rs),#s6)
1	0	0	0	1	1	0	0	0	0	0	s	s	s	s	s	P	P	-	-	-	-	-	-	1	0	0	d	d	d	d	d	Rd=clb(Rs)
1	0	0	0	1	1	0	0	0	0	0	s	s	s	s	s	P	P	-	-	-	-	-	-	1	0	1	d	d	d	d	d	Rd=cl0(Rs)
1	0	0	0	1	1	0	0	0	0	0	s	s	s	s	s	P	P	-	-	-	-	-	-	1	1	0	d	d	d	d	d	Rd=cl1(Rs)
1	0	0	0	1	1	0	0	0	0	0	s	s	s	s	s	P	P	-	-	-	-	-	-	1	1	1	d	d	d	d	d	Rd=normamt(Rs)

Field name	Description
ICLASS	Instruction Class
Parse	Packet/Loop parse bits
d5	Field to encode register d
s5	Field to encode register s
MajOp	Major Opcode
MinOp	Minor Opcode
RegType	Register Type

Count population

Population Count (popcount) counts the number of bits in Rss that are set.

Syntax

```
Rd=popcount (Rss)
```

Behavior

```
Rd = count_ones (Rss) ;
```

Class: XTYPE (slots 2,3)

Intrinsics

```
Rd=popcount (Rss)
```

```
Word32 Q6_R_popcount_P (Word64 Rss)
```

Encoding

31	30	29	28	27	26	25	24	23	22	21	20	19	18	17	16	15	14	13	12	11	10	9	8	7	6	5	4	3	2	1	0	
ICLASS				RegType			MajOp		s5					Parse		MinOp			d5													
1	0	0	0	1	0	0	0	0	1	1	s	s	s	s	s	P	P	-	-	-	-	-	-	0	1	1	d	d	d	d	d	Rd=popcount(Rss)

Field name	Description
ICLASS	Instruction Class
Parse	Packet/Loop parse bits
d5	Field to encode register d
s5	Field to encode register s
MajOp	Major Opcode
MinOp	Minor Opcode
RegType	Register Type

Count trailing

Count trailing zeros (ct0) counts the number of consecutive zeros starting with the least significant bit.

Count trailing ones (ct1) counts the number of consecutive ones starting with the least significant bit.

Syntax

Rd=ct0(Rs)

Rd=ct0(Rss)

Rd=ct1(Rs)

Rd=ct1(Rss)

Behavior

Rd = count_leading_ones(~reverse_bits(Rs));

Rd = count_leading_ones(~reverse_bits(Rss));

Rd = count_leading_ones(reverse_bits(Rs));

Rd = count_leading_ones(reverse_bits(Rss));

Class: XTYPE (slots 2,3)

Intrinsics

Rd=ct0(Rs)

Word32 Q6_R_ct0_R(Word32 Rs)

Rd=ct0(Rss)

Word32 Q6_R_ct0_P(Word64 Rss)

Rd=ct1(Rs)

Word32 Q6_R_ct1_R(Word32 Rs)

Rd=ct1(Rss)

Word32 Q6_R_ct1_P(Word64 Rss)

Encoding

31	30	29	28	27	26	25	24	23	22	21	20	19	18	17	16	15	14	13	12	11	10	9	8	7	6	5	4	3	2	1	0	
ICLASS				RegType				MajOp				s5					Parse		MinOp			d5										
1	0	0	0	1	0	0	0	1	1	1	s	s	s	s	s	P	P	-	-	-	-	-	-	0	1	0	d	d	d	d	d	Rd=ct0(Rss)
1	0	0	0	1	0	0	0	1	1	1	s	s	s	s	s	P	P	-	-	-	-	-	-	1	0	0	d	d	d	d	d	Rd=ct1(Rss)
1	0	0	0	1	1	0	0	0	1	0	s	s	s	s	s	P	P	-	-	-	-	-	-	1	0	0	d	d	d	d	d	Rd=ct0(Rs)
1	0	0	0	1	1	0	0	0	1	0	s	s	s	s	s	P	P	-	-	-	-	-	-	1	0	1	d	d	d	d	d	Rd=ct1(Rs)

Field name	Description
ICLASS	Instruction Class
Parse	Packet/Loop parse bits
d5	Field to encode register d
s5	Field to encode register s
MajOp	Major Opcode
MinOp	Minor Opcode
RegType	Register Type

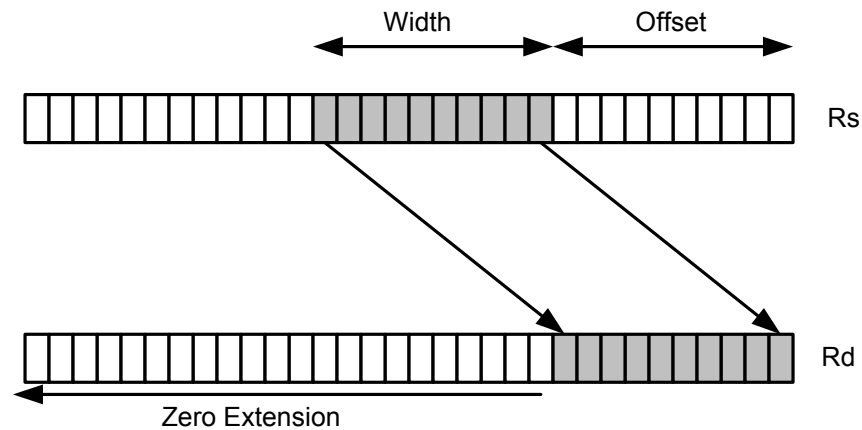
Extract bitfield

Extract a bitfield from the source register (or register pair) and deposit into the least significant bits of the destination register (or register pair). The other, more significant bits in the destination are either cleared or sign-extended, depending on the instruction.

The width of the extracted field is obtained from the first immediate or from the most-significant word of Rtt. The field offset is obtained from either the second immediate or from the least-significant word of Rtt.

For register-based extract, where Rtt supplies the offset and width, the offset value is treated as a signed 7-bit number. If this value is negative, the source register Rss is shifted left (the reverse direction). Width number of bits are then taken from the least-significant portion of this result.

If the shift amount and/or offset captures data beyond the most significant end of the input, these bits are taken as zero.



Syntax	Behavior
<code>Rd=extract (Rs, #u5, #U5)</code>	<pre>width=#u; offset=#U; Rd = sxt_{width->32}((Rs >> offset));</pre>
<code>Rd=extract (Rs, Rtt)</code>	<pre>width=zxt_{6->32}((Rtt.w[1])); offset=sxt_{7->32}((Rtt.w[0])); Rd = sxt_{width->64}((offset>0)?(zxt_{32->64}(zxt_{32->64}(Rs))>>>offset):(zxt_{32->64}(zxt_{32->64}(Rs))<<offset));</pre>
<code>Rd=extractu (Rs, #u5, #U5)</code>	<pre>width=#u; offset=#U; Rd = zxt_{width->32}((Rs >> offset));</pre>
<code>Rd=extractu (Rs, Rtt)</code>	<pre>width=zxt_{6->32}((Rtt.w[1])); offset=sxt_{7->32}((Rtt.w[0])); Rd = zxt_{width->64}((offset>0)?(zxt_{32->64}(zxt_{32->64}(Rs))>>>offset):(zxt_{32->64}(zxt_{32->64}(Rs))<<offset));</pre>
<code>Rdd=extract (Rss, #u6, #U6)</code>	<pre>width=#u; offset=#U; Rdd = sxt_{width->64}((Rss >> offset));</pre>

Syntax**Behavior**

<code>Rdd=extract (Rss, Rtt)</code>	<code>width=zxt₆₋₃₂(Rtt.w[1]); offset=sxt₇₋₃₂(Rtt.w[0]); Rdd = sxt_{width- >64}((offset>0)?(Rss>>>offset):(Rss<<<offset));</code>
<code>Rdd=extractu (Rss, #u6, #U6)</code>	<code>width=#u; offset=#U; Rdd = zxt_{width->64}(Rss >> offset);</code>
<code>Rdd=extractu (Rss, Rtt)</code>	<code>width=zxt₆₋₃₂(Rtt.w[1]); offset=sxt₇₋₃₂(Rtt.w[0]); Rdd = zxt_{width- >64}((offset>0)?(Rss>>>offset):(Rss<<<offset));</code>

Class: XTYPE (slots 2,3)**Intrinsics**

<code>Rd=extract (Rs, #u5, #U5)</code>	<code>Word32 Q6_R_extract_RII (Word32 Rs, Word32 Iu5, Word32 IU5)</code>
<code>Rd=extract (Rs, Rtt)</code>	<code>Word32 Q6_R_extract_RP (Word32 Rs, Word64 Rtt)</code>
<code>Rd=extractu (Rs, #u5, #U5)</code>	<code>Word32 Q6_R_extractu_RII (Word32 Rs, Word32 Iu5, Word32 IU5)</code>
<code>Rd=extractu (Rs, Rtt)</code>	<code>Word32 Q6_R_extractu_RP (Word32 Rs, Word64 Rtt)</code>
<code>Rdd=extract (Rss, #u6, #U6)</code>	<code>Word64 Q6_P_extract_PII (Word64 Rss, Word32 Iu6, Word32 IU6)</code>
<code>Rdd=extract (Rss, Rtt)</code>	<code>Word64 Q6_P_extract_PP (Word64 Rss, Word64 Rtt)</code>
<code>Rdd=extractu (Rss, #u6, #U6)</code>	<code>Word64 Q6_P_extractu_PII (Word64 Rss, Word32 Iu6, Word32 IU6)</code>
<code>Rdd=extractu (Rss, Rtt)</code>	<code>Word64 Q6_P_extractu_PP (Word64 Rss, Word64 Rtt)</code>

Encoding

31	30	29	28	27	26	25	24	23	22	21	20	19	18	17	16	15	14	13	12	11	10	9	8	7	6	5	4	3	2	1	0	
ICLASS			RegType				MajOp		s5					Parse			MinOp			d5												
1	0	0	0	0	0	0	1	I	I	I	s	s	s	s	s	P	P	i	i	i	i	i	i	I	I	I	d	d	d	d	d	Rdd=extractu(Rss,#u6,#U6)
1	0	0	0	1	0	1	0	I	I	I	s	s	s	s	s	P	P	i	i	i	i	i	i	I	I	I	d	d	d	d	d	Rdd=extract(Rss,#u6,#U6)
1	0	0	0	1	1	0	1	0	I	I	s	s	s	s	s	P	P	0	i	i	i	i	i	I	I	I	d	d	d	d	d	Rd=extractu(Rs,#u5,#U5)
1	0	0	0	1	1	0	1	1	I	I	s	s	s	s	s	P	P	0	i	i	i	i	i	I	I	I	d	d	d	d	d	Rd=extract(Rs,#u5,#U5)
ICLASS			RegType				Maj		s5					Parse			t5			Min		d5										
1	1	0	0	0	0	0	1	0	0	-	s	s	s	s	s	P	P	-	t	t	t	t	t	0	0	-	d	d	d	d	d	Rdd=extractu(Rss,Rtt)
1	1	0	0	0	0	0	1	1	1	-	s	s	s	s	s	P	P	-	t	t	t	t	t	1	0	-	d	d	d	d	d	Rdd=extract(Rss,Rtt)
1	1	0	0	1	0	0	1	0	0	-	s	s	s	s	s	P	P	-	t	t	t	t	t	0	0	-	d	d	d	d	d	Rd=extractu(Rs,Rtt)
1	1	0	0	1	0	0	1	0	0	-	s	s	s	s	s	P	P	-	t	t	t	t	t	0	1	-	d	d	d	d	d	Rd=extract(Rs,Rtt)

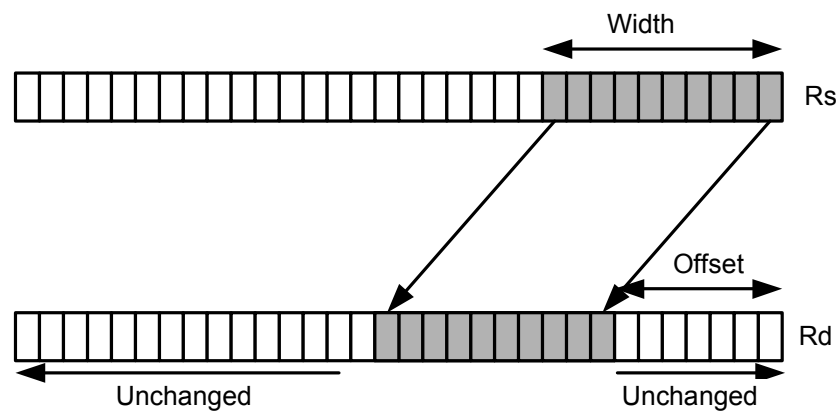
Field name	Description
ICLASS	Instruction Class
Parse	Packet/Loop parse bits
d5	Field to encode register d
s5	Field to encode register s
t5	Field to encode register t
MajOp	Major Opcode
MinOp	Minor Opcode
Maj	Major Opcode
Min	Minor Opcode
RegType	Register Type
RegType	Register Type

Insert bitfield

Replace a bitfield in the destination register (or register pair) with bits from the least significant portion of Rs/Rss. The number of bits is obtained from the first immediate or the most-significant word of Rtt. The bits are shifted by the second immediate or the least significant word of Rtt.

If register Rtt specifies the offset, the low 7 bits of Rtt are treated as a signed 7-bit value. If this value is negative, the result is zero.

Shift amounts and offsets that are too large may push bits beyond the end of the destination register, in this case the bits will not appear in the destination register.



Syntax

```
Rx=insert (Rs, #u5, #U5)
```

```
Rx=insert (Rs, Rtt)
```

```
Rxx=insert (Rss, #u6, #U6)
```

Behavior

```
width=#u;
offset=#U;
Rx &= ~(((1<<width)-1)<<offset);
Rx |= ((Rs & ((1<<width)-1)) << offset);
```

```
width=zxt6-32((Rtt.w[1]));
offset=sxt7-32((Rtt.w[0]));
mask = ((1<<width)-1);
if (offset < 0) {
    Rx = 0;
} else {
    Rx &= ~(mask<<offset);
    Rx |= ((Rs & mask) << offset);
}
```

```
width=#u;
offset=#U;
Rxx &= ~(((1<<width)-1)<<offset);
Rxx |= ((Rss & ((1<<width)-1)) << offset);
```

Syntax

```
Rxx=insert (Rss,Rtt)
```

Behavior

```
width=zxt6->32((Rtt.w[1]));
offset=sxt7->32((Rtt.w[0]));
mask = ((1<<width)-1);
if (offset < 0) {
    Rxx = 0;
} else {
    Rxx &= ~(mask<<offset);
    Rxx |= ((Rss & mask) << offset);
}
```

Class: XTYPE (slots 2,3)**Intrinsics**

```
Rx=insert (Rs,#u5,#U5)
```

```
Word32 Q6_R_insert_RII(Word32 Rx, Word32 Rs,
Word32 Iu5, Word32 IU5)
```

```
Rx=insert (Rs,Rtt)
```

```
Word32 Q6_R_insert_RP(Word32 Rx, Word32 Rs,
Word64 Rtt)
```

```
Rxx=insert (Rss,#u6,#U6)
```

```
Word64 Q6_P_insert_PII(Word64 Rxx, Word64 Rss,
Word32 Iu6, Word32 IU6)
```

```
Rxx=insert (Rss,Rtt)
```

```
Word64 Q6_P_insert_PP(Word64 Rxx, Word64 Rss,
Word64 Rtt)
```

Encoding

31	30	29	28	27	26	25	24	23	22	21	20	19	18	17	16	15	14	13	12	11	10	9	8	7	6	5	4	3	2	1	0	
ICLASS				RegType				MajOp		s5					Parse				MinOp				x5									
1	0	0	0	0	0	1	1	I	I	I	s	s	s	s	s	P	P	i	i	i	i	i	i	I	I	I	x	x	x	x	x	Rxx=insert(Rss,#u6,#U6)
1	0	0	0	1	1	1	1	0	I	I	s	s	s	s	s	P	P	0	i	i	i	i	i	I	I	I	x	x	x	x	x	Rx=insert(Rs,#u5,#U5)
ICLASS				RegType				s5					Parse				t5				x5											
1	1	0	0	1	0	0	0	-	-	-	s	s	s	s	s	P	P	-	t	t	t	t	t	-	-	-	x	x	x	x	x	Rx=insert(Rs,Rtt)
ICLASS				RegType				Maj		s5					Parse				t5				x5									
1	1	0	0	1	0	1	0	0	-	-	s	s	s	s	s	P	P	0	t	t	t	t	t	-	-	-	x	x	x	x	x	Rxx=insert(Rss,Rtt)

Field name	Description
ICLASS	Instruction Class
Parse	Packet/Loop parse bits
s5	Field to encode register s
t5	Field to encode register t
x5	Field to encode register x
MajOp	Major Opcode
MinOp	Minor Opcode
Maj	Major Opcode
RegType	Register Type
RegType	Register Type

Interleave/deinterleave

For interleave, bits I+32 of Rss (which are the bits from the upper source word) get placed in the odd bits (I*2)+1 of Rdd, while bits I of Rss (which are the bits from the lower source word) get placed in the even bits (I*2) of Rdd.

For deinterleave, the even bits of the source register are placed in the even register of the result pair, and the odd bits of the source register are placed in the odd register of the result pair.

Note that "r1:0 = deinterleave(r1:0)" is the inverse of "r1:0 = interleave(r1:0)".

Syntax

```
Rdd=deinterleave(Rss)
```

```
Rdd=interleave(Rss)
```

Behavior

```
Rdd = deinterleave(ODD, EVEN);
```

```
Rdd = interleave(Rss.w[1], Rss.w[0]);
```

Class: XTYPE (slots 2,3)

Intrinsics

```
Rdd=deinterleave(Rss)
```

```
Rdd=interleave(Rss)
```

```
Word64 Q6_P_deinterleave_P(Word64 Rss)
```

```
Word64 Q6_P_interleave_P(Word64 Rss)
```

Encoding

31	30	29	28	27	26	25	24	23	22	21	20	19	18	17	16	15	14	13	12	11	10	9	8	7	6	5	4	3	2	1	0	
ICLASS				RegType				MajOp		s5					Parse		MinOp				d5											
1	0	0	0	0	0	0	0	1	1	0	s	s	s	s	s	P	P	-	-	-	-	-	-	1	0	0	d	d	d	d	d	Rdd=deinterleave(Rss)
1	0	0	0	0	0	0	0	1	1	0	s	s	s	s	s	P	P	-	-	-	-	-	-	1	0	1	d	d	d	d	d	Rdd=interleave(Rss)

Field name	Description
ICLASS	Instruction Class
Parse	Packet/Loop parse bits
d5	Field to encode register d
s5	Field to encode register s
MajOp	Major Opcode
MinOp	Minor Opcode
RegType	Register Type

Linear feedback-shift iteration

Count the number of ones of the logical AND of the two source input values, and take the least significant value of that sum. The first source value is shifted right by one bit, and the parity is placed in the MSB.

Syntax

```
Rdd=lfs(Rss,Rtt)
```

Behavior

```
Rdd = (Rss.u64 >> 1) | ((1&count_ones(Rss & Rtt)).u64<<63) ;
```

Class: XTYPE (slots 2,3)

Intrinsics

```
Rdd=lfs(Rss,Rtt)
```

```
Word64 Q6_P_lfs_PP(Word64 Rss, Word64 Rtt)
```

Encoding

31	30	29	28	27	26	25	24	23	22	21	20	19	18	17	16	15	14	13	12	11	10	9	8	7	6	5	4	3	2	1	0	
ICLASS				RegType			Maj		s5					Parse		t5					Min		d5									
1	1	0	0	0	0	0	1	1	0	-	s	s	s	s	s	P	P	-	t	t	t	t	t	1	1	0	d	d	d	d	d	Rdd=lfs(Rss,Rtt)

Field name	Description
ICLASS	Instruction Class
Parse	Packet/Loop parse bits
d5	Field to encode register d
s5	Field to encode register s
t5	Field to encode register t
Maj	Major Opcode
Min	Minor Opcode
RegType	Register Type

Masked parity

Count the number of ones of the logical AND of the two source input values, and take the least significant bit of that sum.

Syntax

```
Rd=parity(Rs,Rt)
```

```
Rd=parity(Rss,Rtt)
```

Behavior

```
Rd = 1&count_ones(Rs & Rt);
```

```
Rd = 1&count_ones(Rss & Rtt);
```

Class: XTYPE (slots 2,3)

Intrinsics

```
Rd=parity(Rs,Rt)
```

```
Word32 Q6_R_parity_RR(Word32 Rs, Word32 Rt)
```

```
Rd=parity(Rss,Rtt)
```

```
Word32 Q6_R_parity_PP(Word64 Rss, Word64 Rtt)
```

Encoding

31	30	29	28	27	26	25	24	23	22	21	20	19	18	17	16	15	14	13	12	11	10	9	8	7	6	5	4	3	2	1	0	
ICLASS				RegType				s5					Parse		t5					d5												
1	1	0	1	0	0	0	0	-	-	-	s	s	s	s	s	P	P	-	t	t	t	t	t	-	-	-	d	d	d	d	d	Rd=parity(Rss,Rtt)
1	1	0	1	0	1	0	1	1	1	1	s	s	s	s	s	P	P	-	t	t	t	t	t	-	-	-	d	d	d	d	d	Rd=parity(Rs,Rt)

Field name	Description
RegType	Register Type
ICLASS	Instruction Class
Parse	Packet/Loop parse bits
d5	Field to encode register d
s5	Field to encode register s
t5	Field to encode register t

Bit reverse

Reverse the order of bits. The most significant gets swapped with the least significant, bit 30 gets swapped with bit 1, and so on.

Syntax

```
Rd=brev(Rs)
```

```
Rdd=brev(Rss)
```

Behavior

```
Rd = reverse_bits(Rs);
```

```
Rdd = reverse_bits(Rss);
```

Class: XTYPE (slots 2,3)

Intrinsics

```
Rd=brev(Rs)
```

```
Rdd=brev(Rss)
```

```
Word32 Q6_R_brev_R(Word32 Rs)
```

```
Word64 Q6_P_brev_P(Word64 Rss)
```

Encoding

31	30	29	28	27	26	25	24	23	22	21	20	19	18	17	16	15	14	13	12	11	10	9	8	7	6	5	4	3	2	1	0	
ICLASS				RegType				MajOp		s5					Parse		MinOp			d5												
1	0	0	0	0	0	0	0	1	1	0	s	s	s	s	s	P	P	-	-	-	-	-	-	1	1	0	d	d	d	d	d	Rdd=brev(Rss)
1	0	0	0	1	1	0	0	0	1	0	s	s	s	s	s	P	P	-	-	-	-	-	-	1	1	0	d	d	d	d	d	Rd=brev(Rs)

Field name	Description
ICLASS	Instruction Class
Parse	Packet/Loop parse bits
d5	Field to encode register d
s5	Field to encode register s
MajOp	Major Opcode
MinOp	Minor Opcode
RegType	Register Type

Set/clear/toggle bit

Set (to 1), clear (to 0), or toggle a single bit in the source, and place the resulting value in the destination. The bit to be manipulated can be indicated using an immediate or register value.

If a register is used to indicate the bit position, and the value of the least-significant 7 bits of Rt is out of range, the destination register will be unchanged.

Syntax	Behavior
Rd=clrbit(Rs,#u5)	$Rd = (Rs \& \sim(1 \ll \#u));$
Rd=clrbit(Rs,Rt)	$Rd = (Rs \& \sim((sxt_{7-32}(Rt) > 0) ? (zxt_{32-64}(1) \ll sxt_{7-32}(Rt)) : (zxt_{32-64}(1) \gg sxt_{7-32}(Rt))));$
Rd=setbit(Rs,#u5)	$Rd = (Rs (1 \ll \#u));$
Rd=setbit(Rs,Rt)	$Rd = (Rs (sxt_{7-32}(Rt) > 0) ? (zxt_{32-64}(1) \ll sxt_{7-32}(Rt)) : (zxt_{32-64}(1) \gg sxt_{7-32}(Rt)));$
Rd=togglebit(Rs,#u5)	$Rd = (Rs \wedge (1 \ll \#u));$
Rd=togglebit(Rs,Rt)	$Rd = (Rs \wedge (sxt_{7-32}(Rt) > 0) ? (zxt_{32-64}(1) \ll sxt_{7-32}(Rt)) : (zxt_{32-64}(1) \gg sxt_{7-32}(Rt)));$

Class: XTYPE (slots 2,3)

Intrinsics

Rd=clrbit(Rs,#u5)	Word32 Q6_R_clrbit_RI(Word32 Rs, Word32 Iu5)
Rd=clrbit(Rs,Rt)	Word32 Q6_R_clrbit_RR(Word32 Rs, Word32 Rt)
Rd=setbit(Rs,#u5)	Word32 Q6_R_setbit_RI(Word32 Rs, Word32 Iu5)
Rd=setbit(Rs,Rt)	Word32 Q6_R_setbit_RR(Word32 Rs, Word32 Rt)
Rd=togglebit(Rs,#u5)	Word32 Q6_R_togglebit_RI(Word32 Rs, Word32 Iu5)
Rd=togglebit(Rs,Rt)	Word32 Q6_R_togglebit_RR(Word32 Rs, Word32 Rt)

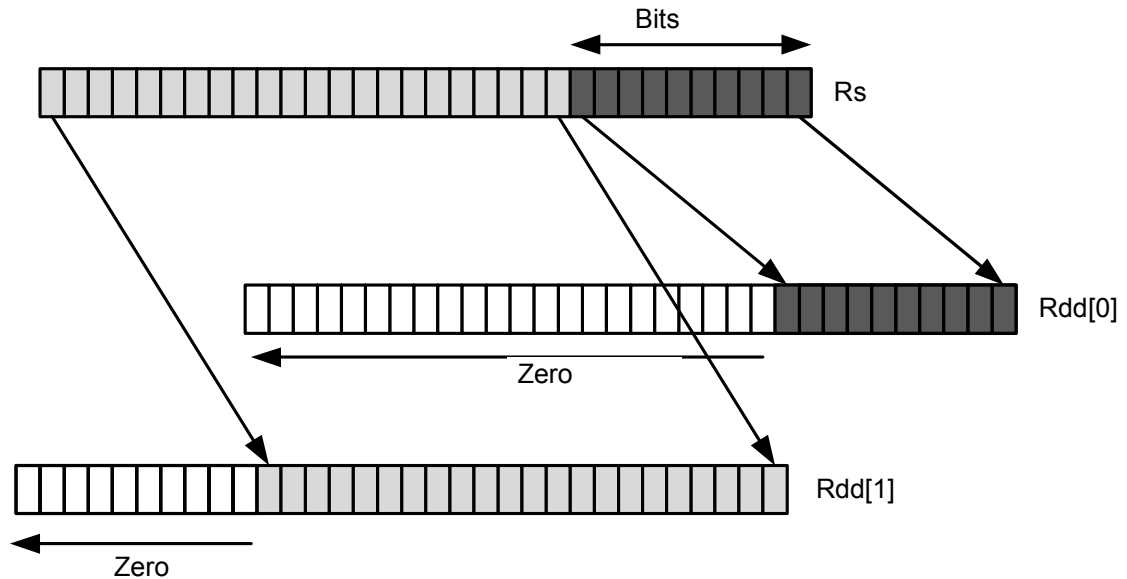
Encoding

31	30	29	28	27	26	25	24	23	22	21	20	19	18	17	16	15	14	13	12	11	10	9	8	7	6	5	4	3	2	1	0	
ICLASS			RegType				MajOp		s5					Parse		MinOp					d5											
1	0	0	0	1	1	0	0	1	1	0	s	s	s	s	s	P	P	0	i	i	i	i	i	0	0	0	d	d	d	d	d	Rd=setbit(Rs,#u5)
1	0	0	0	1	1	0	0	1	1	0	s	s	s	s	s	P	P	0	i	i	i	i	i	0	0	1	d	d	d	d	d	Rd=clrbit(Rs,#u5)
1	0	0	0	1	1	0	0	1	1	0	s	s	s	s	s	P	P	0	i	i	i	i	i	0	1	0	d	d	d	d	d	Rd=togglebit(Rs,#u5)
ICLASS			RegType				Maj		s5					Parse		t5					Min		d5									
1	1	0	0	0	1	1	0	1	0	-	s	s	s	s	s	P	P	-	t	t	t	t	t	0	0	-	d	d	d	d	d	Rd=setbit(Rs,Rt)
1	1	0	0	0	1	1	0	1	0	-	s	s	s	s	s	P	P	-	t	t	t	t	t	0	1	-	d	d	d	d	d	Rd=clrbit(Rs,Rt)
1	1	0	0	0	1	1	0	1	0	-	s	s	s	s	s	P	P	-	t	t	t	t	t	1	0	-	d	d	d	d	d	Rd=togglebit(Rs,Rt)

Field name	Description
ICLASS	Instruction Class
Parse	Packet/Loop parse bits
d5	Field to encode register d
s5	Field to encode register s
t5	Field to encode register t
MajOp	Major Opcode
MinOp	Minor Opcode
Maj	Major Opcode
Min	Minor Opcode
RegType	Register Type
RegType	Register Type

Split bitfield

Split the bitfield in a register into upper and lower parts of variable size. The lower part is placed in the lower word of a destination register pair, and the upper part is placed in the upper word of the destination. An immediate value or register *Rt* is used to determine the bit position of the split.



Syntax

```
Rdd=bitsplit(Rs, #u5)
```

```
Rdd=bitsplit(Rs, Rt)
```

Behavior

```
Rdd.w[1] = (Rs >> #u) ;  
Rdd.w[0] = zxt#u->32(Rs) ;
```

```
shamt = zxt5->32(Rt) ;  
Rdd.w[1] = (Rs >> shamt) ;  
Rdd.w[0] = zxtshamt->32(Rs) ;
```

Class: XTYPE (slots 2,3)

Intrinsics

```
Rdd=bitsplit(Rs, #u5)
```

```
Word64 Q6_P_bitsplit_RI(Word32 Rs, Word32 Iu5)
```

```
Rdd=bitsplit(Rs, Rt)
```

```
Word64 Q6_P_bitsplit_RR(Word32 Rs, Word32 Rt)
```

Encoding

31	30	29	28	27	26	25	24	23	22	21	20	19	18	17	16	15	14	13	12	11	10	9	8	7	6	5	4	3	2	1	0	
ICLASS				RegType				MajOp			s5					Parse		MinOp						d5								
1	0	0	0	1	0	0	0	1	1	0	s	s	s	s	s	P	P	0	i	i	i	i	i	1	0	0	d	d	d	d	d	Rdd=bitsplit(Rs,#u5)
ICLASS				RegType							s5					Parse		t5						d5								
1	1	0	1	0	1	0	0	-	-	1	s	s	s	s	s	P	P	-	t	t	t	t	t	-	-	-	d	d	d	d	d	Rdd=bitsplit(Rs,Rt)

Field name	Description
RegType	Register Type
ICLASS	Instruction Class
Parse	Packet/Loop parse bits
d5	Field to encode register d
s5	Field to encode register s
t5	Field to encode register t
MajOp	Major Opcode
MinOp	Minor Opcode
RegType	Register Type

Table index

The table index instruction supports fast lookup tables where the index into the table is stored in a bit-field. The instruction forms the address of a table element by extracting the bit-field and inserting it into the appropriate bits of a pointer to the table element.

Tables are defined to contain entries of bytes, halfwords, words, or doublewords. The table must be aligned to a power-of-2 size greater than or equal to the table size. For example, a 4Kbyte table should be aligned to a 4Kbyte boundary. This instruction supports tables with a maximum of 32K table entries.

Register Rx contains a pointer to within the table. Register Rs contains a field to be extracted and used as a table index. This instruction first extracts the field from register Rs and then inserts it into register Rx. The insertion point is bit 0 for tables of bytes, bit 1 for tables of halfwords, bit 2 for tables of words, and bit 3 for tables of doublewords.

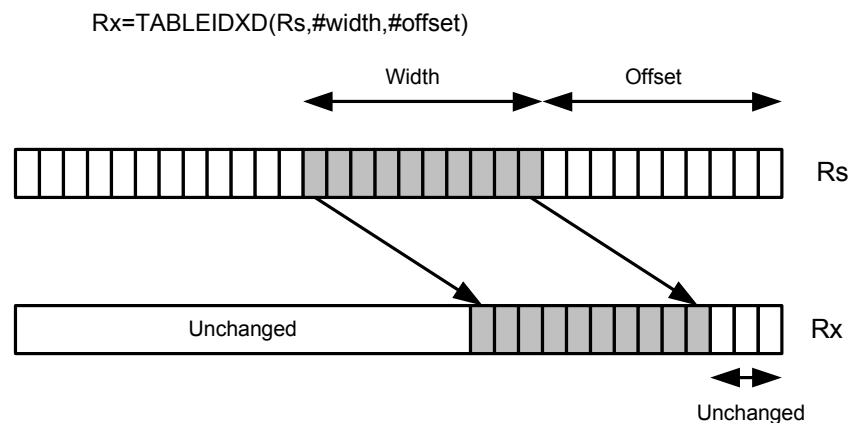
In the assembly syntax, the width and offset values represent the field in Rs to be extracted. Unsigned constants should be used to specify the width and offsets in assembly. In the encoded instruction, however, these values are adjusted by the assembler as follows.

For `tableidxb`, no adjustment is necessary.

For `tableidxh`, the assembler encodes `offset-1` in the signed immediate field.

For `tableidxw`, the assembler encodes `offset-2` in the signed immediate field.

For `tableidxd`, the assembler encodes `offset-3` in the signed immediate field.



Syntax

```
Rx=tableidxb(Rs,#u4,#S6):raw
```

```
Rx=tableidxb(Rs,#u4,#U5)
```

Behavior

```
width=#u;
offset=#S;
field = Rs[(width+offset-1):offset];
Rx[(width-1+0):0]=field;
```

```
Assembler mapped to:
"Rx=tableidxb(Rs,#u4,#U5):raw"
```

Syntax**Behavior**

Rx=tableidxd(Rs,#u4,#S6):raw	width=#u; offset=#S+3; field = Rs[(width+offset-1):offset]; Rx[(width-1+3):3]=field;
Rx=tableidxd(Rs,#u4,#U5)	Assembler mapped to: "Rx=tableidxd(Rs,#u4,#U5-3):raw"
Rx=tableidxh(Rs,#u4,#S6):raw	width=#u; offset=#S+1; field = Rs[(width+offset-1):offset]; Rx[(width-1+1):1]=field;
Rx=tableidxh(Rs,#u4,#U5)	Assembler mapped to: "Rx=tableidxh(Rs,#u4,#U5-1):raw"
Rx=tableidxw(Rs,#u4,#S6):raw	width=#u; offset=#S+2; field = Rs[(width+offset-1):offset]; Rx[(width-1+2):2]=field;
Rx=tableidxw(Rs,#u4,#U5)	Assembler mapped to: "Rx=tableidxw(Rs,#u4,#U5-2):raw"

Class: XTYPE (slots 2,3)**Intrinsics**

Rx=tableidxb(Rs,#u4,#U5)	Word32 Q6_R_tableidxb_RII(Word32 Rx, Word32 Rs, Word32 Iu4, Word32 IU5)
Rx=tableidxd(Rs,#u4,#U5)	Word32 Q6_R_tableidxd_RII(Word32 Rx, Word32 Rs, Word32 Iu4, Word32 IU5)
Rx=tableidxh(Rs,#u4,#U5)	Word32 Q6_R_tableidxh_RII(Word32 Rx, Word32 Rs, Word32 Iu4, Word32 IU5)
Rx=tableidxw(Rs,#u4,#U5)	Word32 Q6_R_tableidxw_RII(Word32 Rx, Word32 Rs, Word32 Iu4, Word32 IU5)

Encoding

31	30	29	28	27	26	25	24	23	22	21	20	19	18	17	16	15	14	13	12	11	10	9	8	7	6	5	4	3	2	1	0	
ICLASS				RegType				MajOp				s5					Parse					MinOp					x5					
1	0	0	0	0	1	1	1	0	0	i	s	s	s	s	s	P	P	I	I	I	I	I	I	i	i	i	x	x	x	x	x	Rx=tableidxb(Rs,#u4,#S6):raw
1	0	0	0	0	1	1	1	0	1	i	s	s	s	s	s	P	P	I	I	I	I	I	I	i	i	i	x	x	x	x	x	Rx=tableidxh(Rs,#u4,#S6):raw
1	0	0	0	0	1	1	1	1	0	i	s	s	s	s	s	P	P	I	I	I	I	I	I	i	i	i	x	x	x	x	x	Rx=tableidxw(Rs,#u4,#S6):raw
1	0	0	0	0	1	1	1	1	1	i	s	s	s	s	s	P	P	I	I	I	I	I	I	i	i	i	x	x	x	x	x	Rx=tableidxd(Rs,#u4,#S6):raw

Field name	Description
ICLASS	Instruction Class
Parse	Packet/Loop parse bits
s5	Field to encode register s

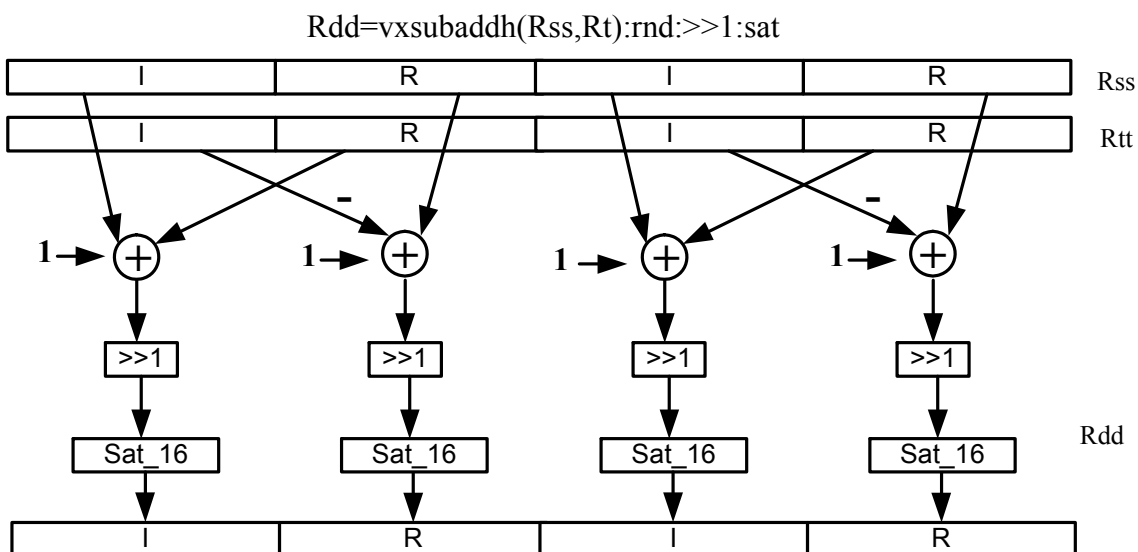
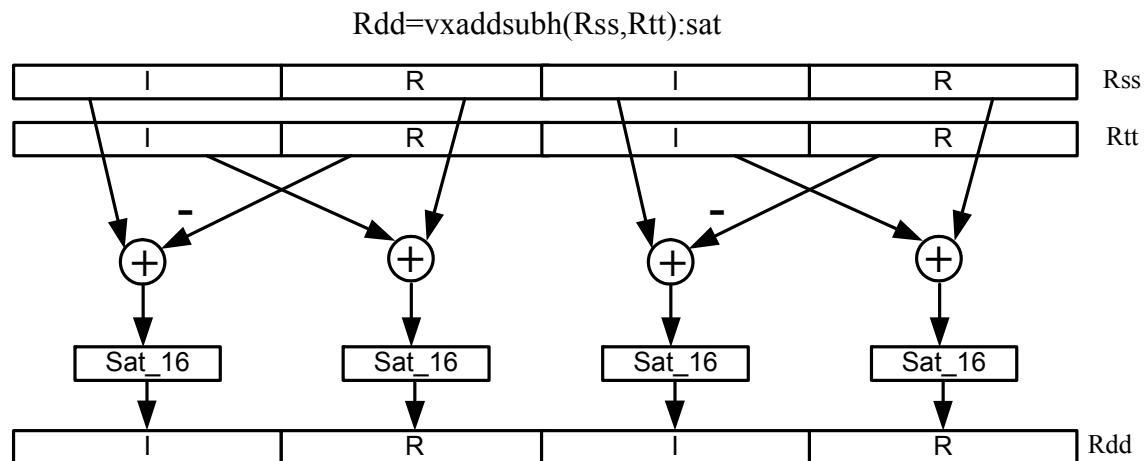
Field name	Description
x5	Field to encode register x
MajOp	Major Opcode
MinOp	Minor Opcode
RegType	Register Type

11.10.3 XTYPE/COMPLEX

The XTYPE/COMPLEX instruction subclass includes instructions which are for complex math, using imaginary values.

Complex add/sub halfwords

Cross vector add-sub or sub-add used to perform $X+jY$ and $X-jY$ complex operations. Each 16-bit result is saturated to 16-bits.



Syntax

```
Rdd=vxaddsubh(Rss,Rtt):rnd:>>1:
sat
```

```
Rdd=vxaddsubh(Rss,Rtt):sat
```

```
Rdd=vxsubaddh(Rss,Rtt):rnd:>>1:
sat
```

```
Rdd=vxsubaddh(Rss,Rtt):sat
```

Behavior

```
Rdd.h[0]=sat_16((Rss.h[0]+Rtt.h[1]+1)>>1);
Rdd.h[1]=sat_16((Rss.h[1]-Rtt.h[0]+1)>>1);
Rdd.h[2]=sat_16((Rss.h[2]+Rtt.h[3]+1)>>1);
Rdd.h[3]=sat_16((Rss.h[3]-Rtt.h[2]+1)>>1);
```

```
Rdd.h[0]=sat_16(Rss.h[0]+Rtt.h[1]);
Rdd.h[1]=sat_16(Rss.h[1]-Rtt.h[0]);
Rdd.h[2]=sat_16(Rss.h[2]+Rtt.h[3]);
Rdd.h[3]=sat_16(Rss.h[3]-Rtt.h[2]);
```

```
Rdd.h[0]=sat_16((Rss.h[0]-Rtt.h[1]+1)>>1);
Rdd.h[1]=sat_16((Rss.h[1]+Rtt.h[0]+1)>>1);
Rdd.h[2]=sat_16((Rss.h[2]-Rtt.h[3]+1)>>1);
Rdd.h[3]=sat_16((Rss.h[3]+Rtt.h[2]+1)>>1);
```

```
Rdd.h[0]=sat_16(Rss.h[0]-Rtt.h[1]);
Rdd.h[1]=sat_16(Rss.h[1]+Rtt.h[0]);
Rdd.h[2]=sat_16(Rss.h[2]-Rtt.h[3]);
Rdd.h[3]=sat_16(Rss.h[3]+Rtt.h[2]);
```

Class: XTYPE (slots 2,3)**Notes**

- If saturation occurs during execution of this instruction (a result is clamped to either maximum or minimum values), the OVF bit in the Status Register is set. OVF remains set until explicitly cleared by a transfer to SR.

Intrinsics

```
Rdd=vxaddsubh(Rss,Rtt):rnd:>>1:
sat
```

```
Word64 Q6_P_vxaddsubh_PP_rnd_rs1_sat(Word64 Rss,
Word64 Rtt)
```

```
Rdd=vxaddsubh(Rss,Rtt):sat
```

```
Word64 Q6_P_vxaddsubh_PP_sat(Word64 Rss, Word64
Rtt)
```

```
Rdd=vxsubaddh(Rss,Rtt):rnd:>>1:
sat
```

```
Word64 Q6_P_vxsubaddh_PP_rnd_rs1_sat(Word64 Rss,
Word64 Rtt)
```

```
Rdd=vxsubaddh(Rss,Rtt):sat
```

```
Word64 Q6_P_vxsubaddh_PP_sat(Word64 Rss, Word64
Rtt)
```

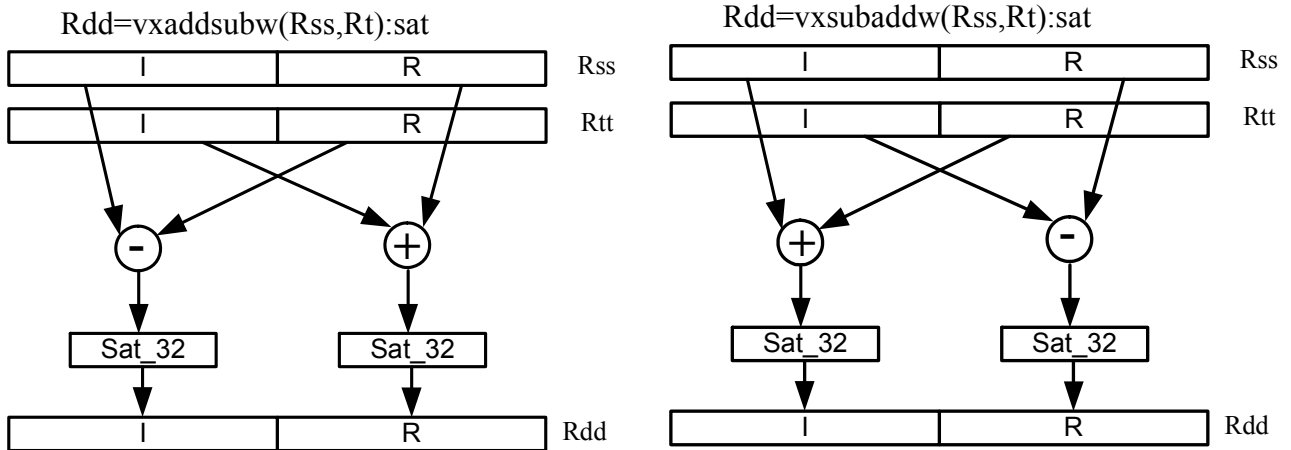
Encoding

31	30	29	28	27	26	25	24	23	22	21	20	19	18	17	16	15	14	13	12	11	10	9	8	7	6	5	4	3	2	1	0	
ICLASS		RegType				Maj		s5					Parse		t5				Min		d5											
1	1	0	0	0	0	0	1	0	1	-	s	s	s	s	s	P	P	-	t	t	t	t	t	1	0	0	d	d	d	d	d	Rdd=vxaddsubh(Rss,Rtt):sat
1	1	0	0	0	0	0	1	0	1	-	s	s	s	s	s	P	P	-	t	t	t	t	t	1	1	0	d	d	d	d	d	Rdd=vxsubaddh(Rss,Rtt):sat
1	1	0	0	0	0	0	1	1	1	-	s	s	s	s	s	P	P	-	t	t	t	t	t	0	0	-	d	d	d	d	d	Rdd=vxaddsubh(Rss,Rtt):rnd:>>1:sat
1	1	0	0	0	0	0	1	1	1	-	s	s	s	s	s	P	P	-	t	t	t	t	t	0	1	-	d	d	d	d	d	Rdd=vxsubaddh(Rss,Rtt):rnd:>>1:sat

Field name	Description
ICLASS	Instruction Class
Parse	Packet/Loop parse bits
d5	Field to encode register d
s5	Field to encode register s
t5	Field to encode register t
Maj	Major Opcode
Min	Minor Opcode
RegType	Register Type

Complex add/sub words

Cross vector add-sub or sub-add used to perform $X+jY$ and $X-jY$ complex operations. Each 32-bit result is saturated to 32 bits.



Syntax

```
Rdd=vxaddsubw(Rss,Rtt):sat
```

```
Rdd=vxsubaddw(Rss,Rtt):sat
```

Behavior

```
Rdd.w[0]=sat_32(Rss.w[0]+Rtt.w[1]);
Rdd.w[1]=sat_32(Rss.w[1]-Rtt.w[0]);
```

```
Rdd.w[0]=sat_32(Rss.w[0]-Rtt.w[1]);
Rdd.w[1]=sat_32(Rss.w[1]+Rtt.w[0]);
```

Class: XTYPE (slots 2,3)

Notes

- If saturation occurs during execution of this instruction (a result is clamped to either maximum or minimum values), the OVF bit in the Status Register is set. OVF remains set until explicitly cleared by a transfer to SR.

Intrinsics

```
Rdd=vxaddsubw(Rss,Rtt):sat
```

```
Word64 Q6_P_vxaddsubw_PP_sat(Word64 Rss, Word64
Rtt)
```

```
Rdd=vxsubaddw(Rss,Rtt):sat
```

```
Word64 Q6_P_vxsubaddw_PP_sat(Word64 Rss, Word64
Rtt)
```

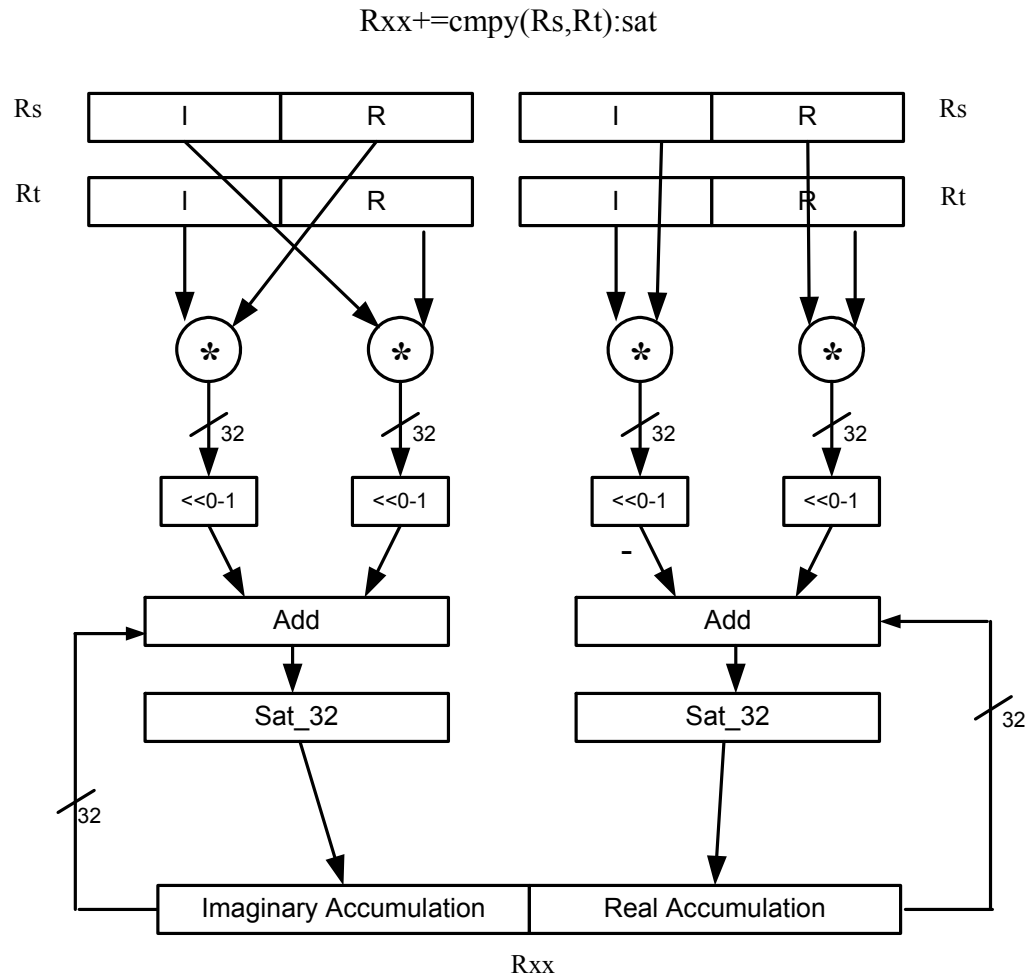
Encoding

31	30	29	28	27	26	25	24	23	22	21	20	19	18	17	16	15	14	13	12	11	10	9	8	7	6	5	4	3	2	1	0	
ICLASS			RegType					Maj		s5					Parse		t5					Min		d5								
1	1	0	0	0	0	0	1	0	1	-	s	s	s	s	s	P	P	-	t	t	t	t	t	0	0	0	d	d	d	d	d	Rdd=vxaddsubw(Rss,Rtt):s at
1	1	0	0	0	0	0	1	0	1	-	s	s	s	s	s	P	P	-	t	t	t	t	t	0	1	0	d	d	d	d	d	Rdd=vxsubaddw(Rss,Rtt):s at

Field name	Description
ICLASS	Instruction Class
Parse	Packet/Loop parse bits
d5	Field to encode register d
s5	Field to encode register s
t5	Field to encode register t
Maj	Major Opcode
Min	Minor Opcode
RegType	Register Type

Complex multiply

Multiply complex values R_s and R_t . The inputs have a real 16-bit value in the low halfword and an imaginary 16-bit value in the high halfword. Optionally, scale the result by 0-1 bits. Optionally, add a complex accumulator. Saturate the real and imaginary portions to 32-bits. The output has a real 32-bit value in the low word and an imaginary 32-bit value in the high word. The R_t input can be optionally conjugated. Another option is that the result can be subtracted from the destination rather than accumulated.



Syntax

```
Rdd=cmpy (Rs, Rt) [:<<1] :sat
```

```
Rdd=cmpy (Rs, Rt*) [:<<1] :sat
```

Behavior

```
Rdd.w[1]=sat_32((Rs.h[1] * Rt.h[0]) [<<1] +
(Rs.h[0] * Rt.h[1]) [<<1]);
Rdd.w[0]=sat_32((Rs.h[0] * Rt.h[0]) [<<1] -
(Rs.h[1] * Rt.h[1]) [<<1]);
```

```
Rdd.w[1]=sat_32((Rs.h[1] * Rt.h[0]) [<<1] -
(Rs.h[0] * Rt.h[1]) [<<1]);
Rdd.w[0]=sat_32((Rs.h[0] * Rt.h[0]) [<<1] +
(Rs.h[1] * Rt.h[1]) [<<1]);
```

Syntax	Behavior
$Rxx += \text{cmpy}(Rs, Rt) [: << 1] : \text{sat}$	$Rxx.w[1] = \text{sat}_{32}(Rxx.w[1] + (Rs.h[1] * Rt.h[0]) [<< 1] + (Rs.h[0] * Rt.h[1]) [<< 1]);$ $Rxx.w[0] = \text{sat}_{32}(Rxx.w[0] + (Rs.h[0] * Rt.h[0]) [<< 1] - (Rs.h[1] * Rt.h[1]) [<< 1]);$;
$Rxx += \text{cmpy}(Rs, Rt^*) [: << 1] : \text{sat}$	$Rxx.w[1] = \text{sat}_{32}(Rxx.w[1] + (Rs.h[1] * Rt.h[1]) [<< 1] - (Rs.h[0] * Rt.h[0]) [<< 1]);$ $Rxx.w[0] = \text{sat}_{32}(Rxx.w[0] + (Rs.h[0] * Rt.h[0]) [<< 1] + (Rs.h[1] * Rt.h[1]) [<< 1]);$;
$Rxx -= \text{cmpy}(Rs, Rt) [: << 1] : \text{sat}$	$Rxx.w[1] = \text{sat}_{32}(Rxx.w[1] - ((Rs.h[1] * Rt.h[0]) [<< 1] + (Rs.h[0] * Rt.h[1]) [<< 1]));$ $Rxx.w[0] = \text{sat}_{32}(Rxx.w[0] - ((Rs.h[0] * Rt.h[0]) [<< 1] - (Rs.h[1] * Rt.h[1]) [<< 1]));$;
$Rxx -= \text{cmpy}(Rs, Rt^*) [: << 1] : \text{sat}$	$Rxx.w[1] = \text{sat}_{32}(Rxx.w[1] - ((Rs.h[1] * Rt.h[1]) [<< 1] - (Rs.h[0] * Rt.h[0]) [<< 1]));$ $Rxx.w[0] = \text{sat}_{32}(Rxx.w[0] - ((Rs.h[0] * Rt.h[0]) [<< 1] + (Rs.h[1] * Rt.h[1]) [<< 1]));$;

Class: XTYPE (slots 2,3)

Notes

- If saturation occurs during execution of this instruction (a result is clamped to either maximum or minimum values), the OVF bit in the Status Register is set. OVF remains set until explicitly cleared by a transfer to SR.

Intrinsics

$Rdd = \text{cmpy}(Rs, Rt) : << 1 : \text{sat}$	Word64 Q6_P_cmpy_RR_s1_sat(Word32 Rs, Word32 Rt)
$Rdd = \text{cmpy}(Rs, Rt) : \text{sat}$	Word64 Q6_P_cmpy_RR_sat(Word32 Rs, Word32 Rt)
$Rdd = \text{cmpy}(Rs, Rt^*) : << 1 : \text{sat}$	Word64 Q6_P_cmpy_RR_conj_s1_sat(Word32 Rs, Word32 Rt)
$Rdd = \text{cmpy}(Rs, Rt^*) : \text{sat}$	Word64 Q6_P_cmpy_RR_conj_sat(Word32 Rs, Word32 Rt)
$Rxx += \text{cmpy}(Rs, Rt) : << 1 : \text{sat}$	Word64 Q6_P_cmpyacc_RR_s1_sat(Word64 Rxx, Word32 Rs, Word32 Rt)
$Rxx += \text{cmpy}(Rs, Rt) : \text{sat}$	Word64 Q6_P_cmpyacc_RR_sat(Word64 Rxx, Word32 Rs, Word32 Rt)
$Rxx += \text{cmpy}(Rs, Rt^*) : << 1 : \text{sat}$	Word64 Q6_P_cmpyacc_RR_conj_s1_sat(Word64 Rxx, Word32 Rs, Word32 Rt)

$R_{xx} += \text{cmpy}(R_s, R_t^*) : \text{sat}$	Word64 Q6_P_cmpyacc_RR_conj_sat (Word64 R_{xx} , Word32 R_s , Word32 R_t)
$R_{xx} -= \text{cmpy}(R_s, R_t) : \ll 1 : \text{sat}$	Word64 Q6_P_cmpynac_RR_sl_sat (Word64 R_{xx} , Word32 R_s , Word32 R_t)
$R_{xx} -= \text{cmpy}(R_s, R_t) : \text{sat}$	Word64 Q6_P_cmpynac_RR_sat (Word64 R_{xx} , Word32 R_s , Word32 R_t)
$R_{xx} -= \text{cmpy}(R_s, R_t^*) : \ll 1 : \text{sat}$	Word64 Q6_P_cmpynac_RR_conj_sl_sat (Word64 R_{xx} , Word32 R_s , Word32 R_t)
$R_{xx} -= \text{cmpy}(R_s, R_t^*) : \text{sat}$	Word64 Q6_P_cmpynac_RR_conj_sat (Word64 R_{xx} , Word32 R_s , Word32 R_t)

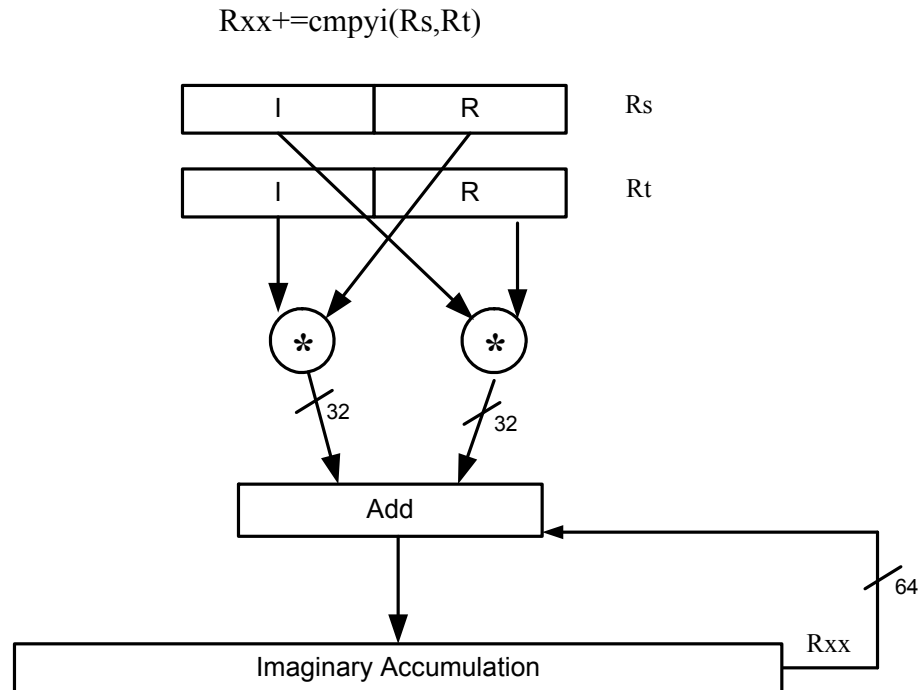
Encoding

31	30	29	28	27	26	25	24	23	22	21	20	19	18	17	16	15	14	13	12	11	10	9	8	7	6	5	4	3	2	1	0	
ICLASS			RegType				MajOp			s5					Parse		t5					MinOp			d5							
1	1	1	0	0	1	0	1	N	0	0	s	s	s	s	s	P	P	0	t	t	t	t	t	1	1	0	d	d	d	d	d	$R_{dd} = \text{cmpy}(R_s, R_t) : \ll N : \text{sat}$
1	1	1	0	0	1	0	1	N	1	0	s	s	s	s	s	P	P	0	t	t	t	t	t	1	1	0	d	d	d	d	d	$R_{dd} = \text{cmpy}(R_s, R_t^*) : \ll N : \text{sat}$
ICLASS			RegType				MajOp			s5					Parse		t5					MinOp			x5							
1	1	1	0	0	1	1	1	N	0	0	s	s	s	s	s	P	P	0	t	t	t	t	t	1	1	0	x	x	x	x	x	$R_{xx} += \text{cmpy}(R_s, R_t) : \ll N : \text{sat}$
1	1	1	0	0	1	1	1	N	0	0	s	s	s	s	s	P	P	0	t	t	t	t	t	1	1	1	x	x	x	x	x	$R_{xx} -= \text{cmpy}(R_s, R_t) : \ll N : \text{sat}$
1	1	1	0	0	1	1	1	N	1	0	s	s	s	s	s	P	P	0	t	t	t	t	t	1	1	0	x	x	x	x	x	$R_{xx} += \text{cmpy}(R_s, R_t^*) : \ll N : \text{sat}$
1	1	1	0	0	1	1	1	N	1	0	s	s	s	s	s	P	P	0	t	t	t	t	t	1	1	1	x	x	x	x	x	$R_{xx} -= \text{cmpy}(R_s, R_t^*) : \ll N : \text{sat}$

Field name	Description
ICLASS	Instruction Class
MajOp	Major Opcode
MinOp	Minor Opcode
RegType	Register Type
Parse	Packet/Loop parse bits
d5	Field to encode register d
s5	Field to encode register s
t5	Field to encode register t
x5	Field to encode register x

Complex multiply real or imaginary

Multiply complex values R_s and R_t . The inputs have a real 16-bit value in the low halfword and an imaginary 16-bit value in the high halfword. Take either the real or imaginary result and optionally accumulate with a 64-bit destination.



Syntax

$$R_{dd} = \text{cmpyi}(R_s, R_t)$$

$$R_{dd} = \text{cmpyr}(R_s, R_t)$$

$$R_{xx} += \text{cmpyi}(R_s, R_t)$$

$$R_{xx} += \text{cmpyr}(R_s, R_t)$$

Behavior

$$R_{dd} = (R_s.h[1] * R_t.h[0]) + (R_s.h[0] * R_t.h[1]);$$

$$R_{dd} = (R_s.h[0] * R_t.h[0]) - (R_s.h[1] * R_t.h[1]);$$

$$R_{xx} = R_{xx} + (R_s.h[1] * R_t.h[0]) + (R_s.h[0] * R_t.h[1]);$$

$$;$$

$$R_{xx} = R_{xx} + (R_s.h[0] * R_t.h[0]) - (R_s.h[1] * R_t.h[1]);$$

$$;$$

Class: XTYPE (slots 2,3)

Intrinsics

$$R_{dd} = \text{cmpyi}(R_s, R_t)$$

$$\text{Word64 } Q6_P_cmpyi_RR(\text{Word32 } R_s, \text{Word32 } R_t)$$

$$R_{dd} = \text{cmpyr}(R_s, R_t)$$

$$\text{Word64 } Q6_P_cmpyr_RR(\text{Word32 } R_s, \text{Word32 } R_t)$$

$$R_{xx} += \text{cmpyi}(R_s, R_t)$$

$$\text{Word64 } Q6_P_cmpyiacc_RR(\text{Word64 } R_{xx}, \text{Word32 } R_s, \text{Word32 } R_t)$$

$$R_{xx} += \text{cmpyr}(R_s, R_t)$$

$$\text{Word64 } Q6_P_cmpyracc_RR(\text{Word64 } R_{xx}, \text{Word32 } R_s, \text{Word32 } R_t)$$

Encoding

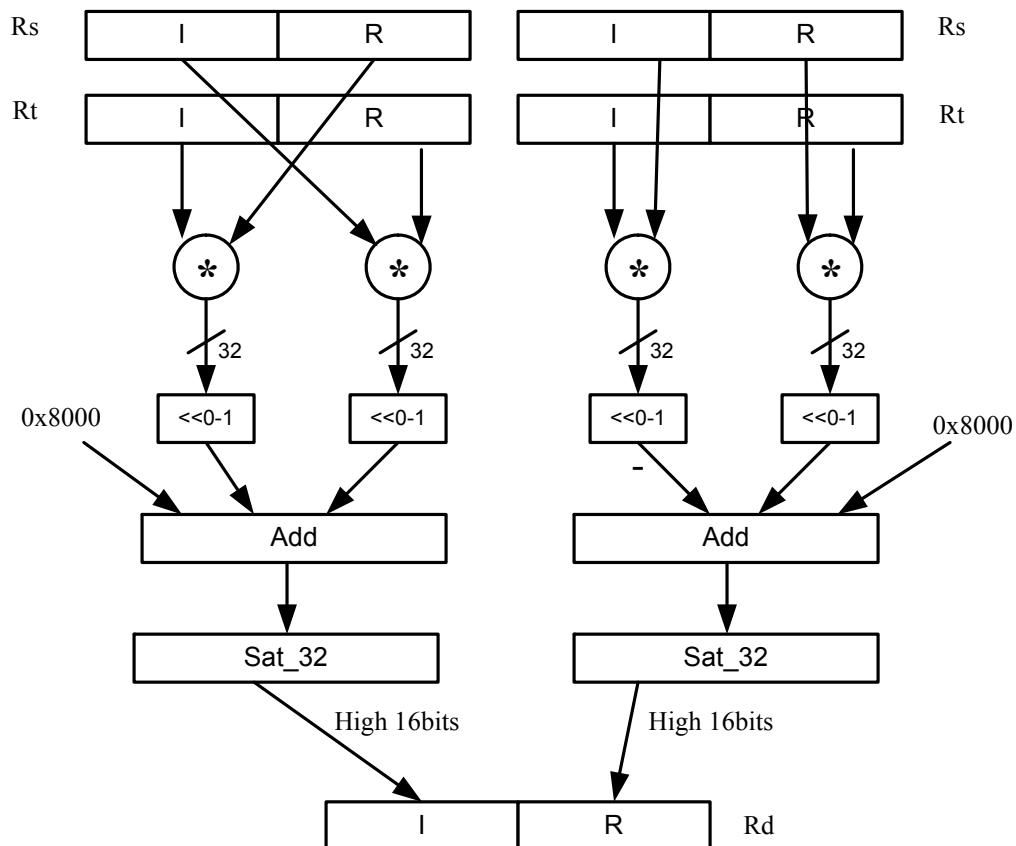
31	30	29	28	27	26	25	24	23	22	21	20	19	18	17	16	15	14	13	12	11	10	9	8	7	6	5	4	3	2	1	0	
ICLASS				RegType				MajOp				s5					Parse		t5					MinOp			d5					
1	1	1	0	0	1	0	1	0	0	0	s	s	s	s	s	P	P	0	t	t	t	t	t	0	0	1	d	d	d	d	d	Rdd=cmpyi(Rs,Rt)
1	1	1	0	0	1	0	1	0	0	0	s	s	s	s	s	P	P	0	t	t	t	t	t	0	1	0	d	d	d	d	d	Rdd=cmpyr(Rs,Rt)
ICLASS				RegType				MajOp				s5					Parse		t5					MinOp			x5					
1	1	1	0	0	1	1	1	0	0	0	s	s	s	s	s	P	P	0	t	t	t	t	t	0	0	1	x	x	x	x	x	Rxx+=cmpyi(Rs,Rt)
1	1	1	0	0	1	1	1	0	0	0	s	s	s	s	s	P	P	0	t	t	t	t	t	0	1	0	x	x	x	x	x	Rxx+=cmpyr(Rs,Rt)

Field name	Description
ICLASS	Instruction Class
MajOp	Major Opcode
MinOp	Minor Opcode
RegType	Register Type
Parse	Packet/Loop parse bits
d5	Field to encode register d
s5	Field to encode register s
t5	Field to encode register t
x5	Field to encode register x

Complex multiply with round and pack

Multiply complex values R_s and R_t . The inputs have a real 16-bit value in the low halfword and an imaginary 16-bit value in the high halfword. The R_t input is optionally conjugated. The multiplier results are optionally scaled by 0-1 bits. A rounding constant is added to each real and imaginary sum. The real and imaginary parts are individually saturated to 32 bits. The upper 16-bits of each 32-bit results are packed in a 32-bit destination register.

$Rd = \text{cmpy}(Rs, Rt) : \text{rnd} : \text{sat}$



Syntax

$Rd = \text{cmpy}(Rs, Rt) [: \ll 1] : \text{rnd} : \text{sat}$

Behavior

$$Rd.h[1] = (\text{sat}_{32}((Rs.h[1] * Rt.h[0]) \ll 1) + (Rs.h[0] * Rt.h[1]) \ll 1 + 0x8000).h[1];$$

$$Rd.h[0] = (\text{sat}_{32}((Rs.h[0] * Rt.h[0]) \ll 1) - (Rs.h[1] * Rt.h[1]) \ll 1 + 0x8000).h[1];$$

$Rd = \text{cmpy}(Rs, Rt^*) [: \ll 1] : \text{rnd} : \text{sat}$

$$Rd.h[1] = (\text{sat}_{32}((Rs.h[1] * Rt.h[0]) \ll 1) - (Rs.h[0] * Rt.h[1]) \ll 1 + 0x8000).h[1];$$

$$Rd.h[0] = (\text{sat}_{32}((Rs.h[0] * Rt.h[0]) \ll 1) + (Rs.h[1] * Rt.h[1]) \ll 1 + 0x8000).h[1];$$

Class: XTYPE (slots 2,3)**Notes**

- If saturation occurs during execution of this instruction (a result is clamped to either maximum or minimum values), the OVF bit in the Status Register is set. OVF remains set until explicitly cleared by a transfer to SR.

Intrinsics

Rd=cmpy(Rs,Rt):<<1:rnd:sat	Word32 Q6_R_cmpy_RR_s1_rnd_sat(Word32 Rs, Word32 Rt)
Rd=cmpy(Rs,Rt):rnd:sat	Word32 Q6_R_cmpy_RR_rnd_sat(Word32 Rs, Word32 Rt)
Rd=cmpy(Rs,Rt*):<<1:rnd:sat	Word32 Q6_R_cmpy_RR_conj_s1_rnd_sat(Word32 Rs, Word32 Rt)
Rd=cmpy(Rs,Rt*):rnd:sat	Word32 Q6_R_cmpy_RR_conj_rnd_sat(Word32 Rs, Word32 Rt)

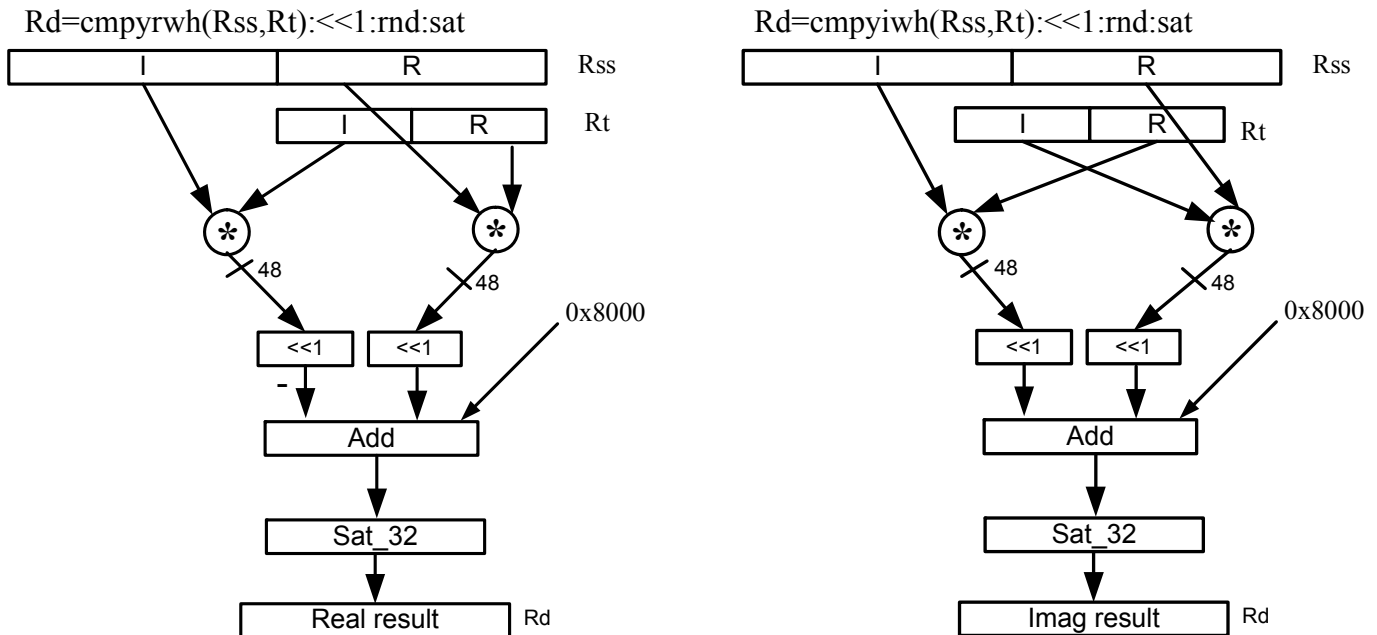
Encoding

31	30	29	28	27	26	25	24	23	22	21	20	19	18	17	16	15	14	13	12	11	10	9	8	7	6	5	4	3	2	1	0	
ICLASS				RegType				MajOp				s5					Parse		t5					MinOp			d5					
1	1	1	0	1	1	0	1	N	0	1	s	s	s	s	s	P	P	0	t	t	t	t	t	1	1	0	d	d	d	d	d	Rd=cmpy(Rs,Rt)[:<<N]:rnd:sat
1	1	1	0	1	1	0	1	N	1	1	s	s	s	s	s	P	P	0	t	t	t	t	t	1	1	0	d	d	d	d	d	Rd=cmpy(Rs,Rt*)[:<<N]:rnd:sat

Field name	Description
ICLASS	Instruction Class
MajOp	Major Opcode
MinOp	Minor Opcode
RegType	Register Type
Parse	Packet/Loop parse bits
d5	Field to encode register d
s5	Field to encode register s
t5	Field to encode register t

Complex multiply 32x16

Multiply 32 by 16 bit complex values R_{ss} and R_t . The inputs have a real value in the low part of a register and the imaginary value in the upper part. The multiplier results are scaled by 1 bit and accumulated with a rounding constant. The result is saturated to 32 bits.



Syntax

$Rd = \text{cmpyiwih}(R_{ss}, R_t) \ll 1 : \text{rnd} : \text{sat}$

$Rd = \text{cmpyiwih}(R_{ss}, R_t^*) \ll 1 : \text{rnd} : \text{sat}$

$Rd = \text{cmpyrwh}(R_{ss}, R_t) \ll 1 : \text{rnd} : \text{sat}$

$Rd = \text{cmpyrwh}(R_{ss}, R_t^*) \ll 1 : \text{rnd} : \text{sat}$

Behavior

$Rd = \text{sat_32}((R_{ss}.w[0] * R_t.h[1]) + (R_{ss}.w[1] * R_t.h[0]) + 0x4000) \gg 15;$

$Rd = \text{sat_32}((R_{ss}.w[1] * R_t.h[0]) - (R_{ss}.w[0] * R_t.h[1]) + 0x4000) \gg 15;$

$Rd = \text{sat_32}((R_{ss}.w[0] * R_t.h[0]) - (R_{ss}.w[1] * R_t.h[1]) + 0x4000) \gg 15;$

$Rd = \text{sat_32}((R_{ss}.w[0] * R_t.h[0]) + (R_{ss}.w[1] * R_t.h[1]) + 0x4000) \gg 15;$

Class: XTYPE (slots 2,3)

Notes

- If saturation occurs during execution of this instruction (a result is clamped to either maximum or minimum values), the OVF bit in the Status Register is set. OVF remains set until explicitly cleared by a transfer to SR.

Intrinsics

<code>Rd=cmpyiw(Rss,Rt):<<1:rnd:sat</code>	Word32 Q6_R_cmpyiw_PR_s1_rnd_sat (Word64 Rss, Word32 Rt)
<code>Rd=cmpyiw(Rss,Rt*):<<1:rnd:sat</code>	Word32 Q6_R_cmpyiw_PR_conj_s1_rnd_sat (Word64 Rss, Word32 Rt)
<code>Rd=cmpyrw(Rss,Rt):<<1:rnd:sat</code>	Word32 Q6_R_cmpyrw_PR_s1_rnd_sat (Word64 Rss, Word32 Rt)
<code>Rd=cmpyrw(Rss,Rt*):<<1:rnd:sat</code>	Word32 Q6_R_cmpyrw_PR_conj_s1_rnd_sat (Word64 Rss, Word32 Rt)

Encoding

31	30	29	28	27	26	25	24	23	22	21	20	19	18	17	16	15	14	13	12	11	10	9	8	7	6	5	4	3	2	1	0	
ICLASS				RegType				s5					Parse		t5					Min		d5										
1	1	0	0	0	1	0	1	-	-	-	s	s	s	s	s	P	P	-	t	t	t	t	t	1	0	0	d	d	d	d	d	Rd=cmpyiw(Rss,Rt):<<1:rnd:sat
1	1	0	0	0	1	0	1	-	-	-	s	s	s	s	s	P	P	-	t	t	t	t	t	1	0	1	d	d	d	d	d	Rd=cmpyiw(Rss,Rt*):<<1:rnd:sat
1	1	0	0	0	1	0	1	-	-	-	s	s	s	s	s	P	P	-	t	t	t	t	t	1	1	0	d	d	d	d	d	Rd=cmpyrw(Rss,Rt):<<1:rnd:sat
1	1	0	0	0	1	0	1	-	-	-	s	s	s	s	s	P	P	-	t	t	t	t	t	1	1	1	d	d	d	d	d	Rd=cmpyrw(Rss,Rt*):<<1:rnd:sat

Field name	Description
ICLASS	Instruction Class
Parse	Packet/Loop parse bits
d5	Field to encode register d
s5	Field to encode register s
t5	Field to encode register t
Min	Minor Opcode
RegType	Register Type

Complex multiply real or imaginary 32-bit

Multiply complex values Rss and Rtt. The inputs have a real 32-bit value in the low word and an imaginary 32-bit value in the high word. Take either the real or imaginary result and optionally accumulate with a 64-bit destination.

Syntax	Behavior
<code>Rd=cmprwiw(Rss,Rtt):<<1:rnd:sat</code>	<pre>tmp128 = sxt_{64->128}((Rss.w[0] * Rtt.w[1])); acc128 = sxt_{64->128}((Rss.w[1] * Rtt.w[0])); const128 = sxt_{64->128}(0x40000000); acc128 = tmp128+acc128; acc128 = acc128+const128; acc128 = (size8s_t) (acc128 >> 31); acc64 = sxt_{128->64}(acc128); Rd = sat_32(acc64); ;</pre>
<code>Rd=cmprwiw(Rss,Rtt):<<1:sat</code>	<pre>tmp128 = sxt_{64->128}((Rss.w[0] * Rtt.w[1])); acc128 = sxt_{64->128}((Rss.w[1] * Rtt.w[0])); acc128 = tmp128+acc128; acc128 = (size8s_t) (acc128 >> 31); acc64 = sxt_{128->64}(acc128); Rd = sat_32(acc64); ;</pre>
<code>Rd=cmprwiw(Rss,Rtt*):<<1:rnd:sat</code>	<pre>tmp128 = sxt_{64->128}((Rss.w[1] * Rtt.w[0])); acc128 = sxt_{64->128}((Rss.w[0] * Rtt.w[1])); const128 = sxt_{64->128}(0x40000000); acc128 = tmp128-acc128; acc128 = acc128+const128; acc128 = (size8s_t) (acc128 >> 31); acc64 = sxt_{128->64}(acc128); Rd = sat_32(acc64); ;</pre>
<code>Rd=cmprwiw(Rss,Rtt*):<<1:sat</code>	<pre>tmp128 = sxt_{64->128}((Rss.w[1] * Rtt.w[0])); acc128 = sxt_{64->128}((Rss.w[0] * Rtt.w[1])); acc128 = tmp128-acc128; acc128 = (size8s_t) (acc128 >> 31); acc64 = sxt_{128->64}(acc128); Rd = sat_32(acc64); ;</pre>
<code>Rd=cmprwrw(Rss,Rtt):<<1:rnd:sat</code>	<pre>tmp128 = sxt_{64->128}((Rss.w[0] * Rtt.w[0])); acc128 = sxt_{64->128}((Rss.w[1] * Rtt.w[1])); const128 = sxt_{64->128}(0x40000000); acc128 = tmp128-acc128; acc128 = acc128+const128; acc128 = (size8s_t) (acc128 >> 31); acc64 = sxt_{128->64}(acc128); Rd = sat_32(acc64); ;</pre>
<code>Rd=cmprwrw(Rss,Rtt):<<1:sat</code>	<pre>tmp128 = sxt_{64->128}((Rss.w[0] * Rtt.w[0])); acc128 = sxt_{64->128}((Rss.w[1] * Rtt.w[1])); acc128 = tmp128-acc128; acc128 = (size8s_t) (acc128 >> 31); acc64 = sxt_{128->64}(acc128); Rd = sat_32(acc64); ;</pre>

Syntax	Behavior
<code>Rd=cmprw(Rss,Rtt*):<<1:rnd:sat</code>	<pre>tmp128 = sxt_{64->128}((Rss.w[0] * Rtt.w[0])); acc128 = sxt_{64->128}((Rss.w[1] * Rtt.w[1])); const128 = sxt_{64->128}(0x40000000); acc128 = tmp128+acc128; acc128 = acc128+const128; acc128 = (size8s_t) (acc128 >> 31); acc64 = sxt_{128->64}(acc128); Rd = sat_32(acc64); ;</pre>
<code>Rd=cmprw(Rss,Rtt*):<<1:sat</code>	<pre>tmp128 = sxt_{64->128}((Rss.w[0] * Rtt.w[0])); acc128 = sxt_{64->128}((Rss.w[1] * Rtt.w[1])); acc128 = tmp128+acc128; acc128 = (size8s_t) (acc128 >> 31); acc64 = sxt_{128->64}(acc128); Rd = sat_32(acc64); ;</pre>
<code>Rdd=cmprw(Rss,Rtt)</code>	<pre>Rdd = ((Rss.w[0] * Rtt.w[1]) + (Rss.w[1] * Rtt.w[0])); ;</pre>
<code>Rdd=cmprw(Rss,Rtt*)</code>	<pre>Rdd = ((Rss.w[1] * Rtt.w[0]) - (Rss.w[0] * Rtt.w[1])); ;</pre>
<code>Rdd=cmprw(Rss,Rtt)</code>	<pre>Rdd = ((Rss.w[0] * Rtt.w[0]) - (Rss.w[1] * Rtt.w[1])); ;</pre>
<code>Rdd=cmprw(Rss,Rtt*)</code>	<pre>Rdd = ((Rss.w[0] * Rtt.w[0]) + (Rss.w[1] * Rtt.w[1])); ;</pre>
<code>Rxx+=cmprw(Rss,Rtt)</code>	<pre>Rxx += ((Rss.w[0] * Rtt.w[1]) + (Rss.w[1] * Rtt.w[0])); ;</pre>
<code>Rxx+=cmprw(Rss,Rtt*)</code>	<pre>Rxx += ((Rss.w[1] * Rtt.w[0]) - (Rss.w[0] * Rtt.w[1])); ;</pre>
<code>Rxx+=cmprw(Rss,Rtt)</code>	<pre>Rxx += ((Rss.w[0] * Rtt.w[0]) - (Rss.w[1] * Rtt.w[1])); ;</pre>
<code>Rxx+=cmprw(Rss,Rtt*)</code>	<pre>Rxx += ((Rss.w[0] * Rtt.w[0]) + (Rss.w[1] * Rtt.w[1])); ;</pre>

Class: XTYPE (slots 3)

Notes

- This instruction can only execute on a core with the Hexagon audio extensions
- A packet with this instruction cannot have a slot 2 multiply instruction.

- If saturation occurs during execution of this instruction (a result is clamped to either maximum or minimum values), the OVF bit in the Status Register is set. OVF remains set until explicitly cleared by a transfer to SR.

Intrinsics

Rd=cmpyiw(Rss,Rtt):<<1:rnd:sat	Word32 Q6_R_cmpyiw_PP_s1_rnd_sat(Word64 Rss, Word64 Rtt)
Rd=cmpyiw(Rss,Rtt):<<1:sat	Word32 Q6_R_cmpyiw_PP_s1_sat(Word64 Rss, Word64 Rtt)
Rd=cmpyiw(Rss,Rtt*):<<1:rnd:sat	Word32 Q6_R_cmpyiw_PP_conj_s1_rnd_sat(Word64 Rss, Word64 Rtt)
Rd=cmpyiw(Rss,Rtt*):<<1:sat	Word32 Q6_R_cmpyiw_PP_conj_s1_sat(Word64 Rss, Word64 Rtt)
Rd=cmpyrw(Rss,Rtt):<<1:rnd:sat	Word32 Q6_R_cmpyrw_PP_s1_rnd_sat(Word64 Rss, Word64 Rtt)
Rd=cmpyrw(Rss,Rtt):<<1:sat	Word32 Q6_R_cmpyrw_PP_s1_sat(Word64 Rss, Word64 Rtt)
Rd=cmpyrw(Rss,Rtt*):<<1:rnd:sat	Word32 Q6_R_cmpyrw_PP_conj_s1_rnd_sat(Word64 Rss, Word64 Rtt)
Rd=cmpyrw(Rss,Rtt*):<<1:sat	Word32 Q6_R_cmpyrw_PP_conj_s1_sat(Word64 Rss, Word64 Rtt)
Rdd=cmpyiw(Rss,Rtt)	Word64 Q6_P_cmpyiw_PP(Word64 Rss, Word64 Rtt)
Rdd=cmpyiw(Rss,Rtt*)	Word64 Q6_P_cmpyiw_PP_conj(Word64 Rss, Word64 Rtt)
Rdd=cmpyrw(Rss,Rtt)	Word64 Q6_P_cmpyrw_PP(Word64 Rss, Word64 Rtt)
Rdd=cmpyrw(Rss,Rtt*)	Word64 Q6_P_cmpyrw_PP_conj(Word64 Rss, Word64 Rtt)
Rxx+=cmpyiw(Rss,Rtt)	Word64 Q6_P_cmpyiwacc_PP(Word64 Rxx, Word64 Rss, Word64 Rtt)
Rxx+=cmpyiw(Rss,Rtt*)	Word64 Q6_P_cmpyiwacc_PP_conj(Word64 Rxx, Word64 Rss, Word64 Rtt)
Rxx+=cmpyrw(Rss,Rtt)	Word64 Q6_P_cmpyrwacc_PP(Word64 Rxx, Word64 Rss, Word64 Rtt)
Rxx+=cmpyrw(Rss,Rtt*)	Word64 Q6_P_cmpyrwacc_PP_conj(Word64 Rxx, Word64 Rss, Word64 Rtt)

Encoding

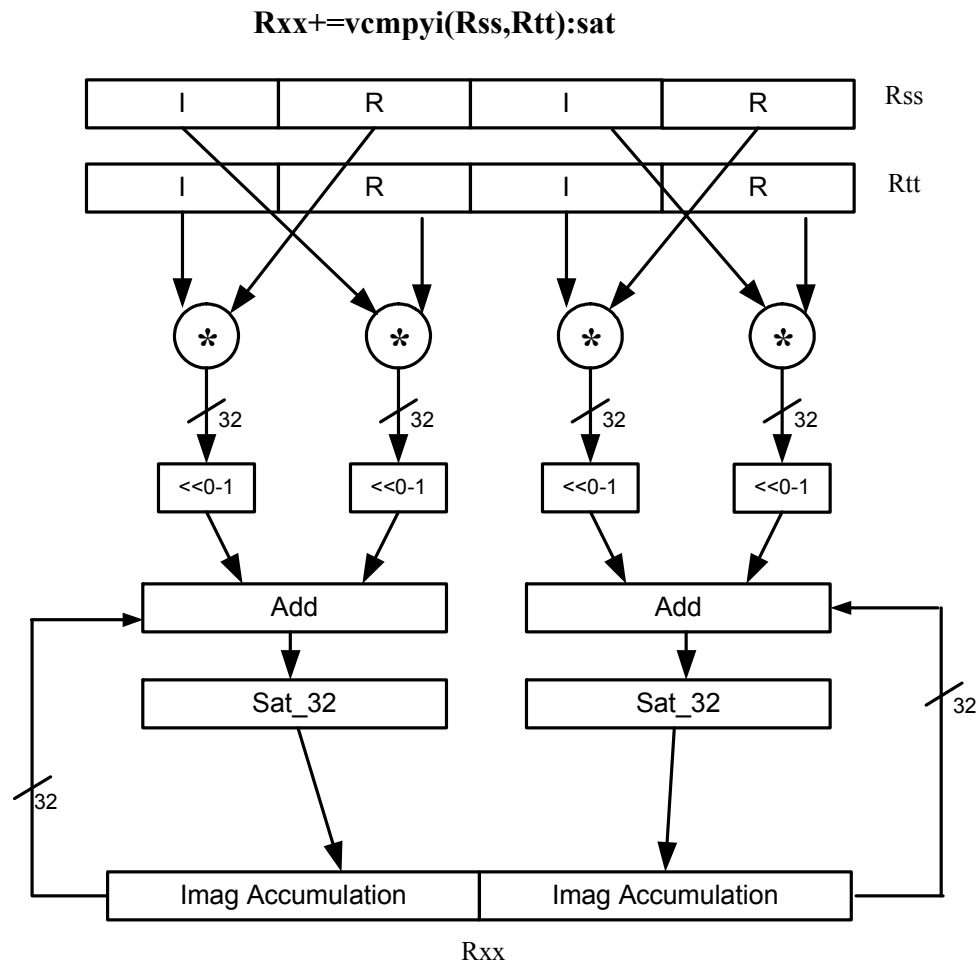
31	30	29	28	27	26	25	24	23	22	21	20	19	18	17	16	15	14	13	12	11	10	9	8	7	6	5	4	3	2	1	0	
ICLASS				RegType				MajOp				s5				Parse		t5				MinOp		d5								
1	1	1	0	1	0	0	0	0	1	1	s	s	s	s	s	P	P	0	t	t	t	t	t	0	1	0	d	d	d	d	d	Rdd=cmpyiw(Rss,Rtt)
1	1	1	0	1	0	0	0	1	0	0	s	s	s	s	s	P	P	0	t	t	t	t	t	0	1	0	d	d	d	d	d	Rdd=cmpyrw(Rss,Rtt)
1	1	1	0	1	0	0	0	1	1	0	s	s	s	s	s	P	P	0	t	t	t	t	t	0	1	0	d	d	d	d	d	Rdd=cmpyrw(Rss,Rtt*)
1	1	1	0	1	0	0	0	1	1	1	s	s	s	s	s	P	P	0	t	t	t	t	t	0	1	0	d	d	d	d	d	Rdd=cmpyiw(Rss,Rtt*)
1	1	1	0	1	0	0	1	0	0	0	s	s	s	s	s	P	P	0	t	t	t	t	t	1	0	0	d	d	d	d	d	Rd=cmpyiw(Rss,Rtt*):<<1:sat
1	1	1	0	1	0	0	1	0	0	1	s	s	s	s	s	P	P	0	t	t	t	t	t	0	0	0	d	d	d	d	d	Rd=cmpyiw(Rss,Rtt):<<1:sat

31	30	29	28	27	26	25	24	23	22	21	20	19	18	17	16	15	14	13	12	11	10	9	8	7	6	5	4	3	2	1	0		
1	1	1	0	1	0	0	1	0	1	0	s	s	s	s	s	P	P	0	t	t	t	t	t	0	0	0	0	d	d	d	d	d	Rd=cmpyrw(Rss,Rtt):<<1:sd:at
1	1	1	0	1	0	0	1	0	1	1	s	s	s	s	s	P	P	0	t	t	t	t	t	0	0	0	0	d	d	d	d	d	Rd=cmpyrw(Rss,Rtt):<<1:sd:at
1	1	1	0	1	0	0	1	1	0	0	s	s	s	s	s	P	P	0	t	t	t	t	t	1	0	0	0	d	d	d	d	d	Rd=cmpyiw(Rss,Rtt):<<1:rd:sd:at
1	1	1	0	1	0	0	1	1	0	1	s	s	s	s	s	P	P	0	t	t	t	t	t	0	0	0	0	d	d	d	d	d	Rd=cmpyiw(Rss,Rtt):<<1:rd:sd:at
1	1	1	0	1	0	0	1	1	1	0	s	s	s	s	s	P	P	0	t	t	t	t	t	0	0	0	0	d	d	d	d	d	Rd=cmpyrw(Rss,Rtt):<<1:rd:sd:at
1	1	1	0	1	0	0	1	1	1	1	s	s	s	s	s	P	P	0	t	t	t	t	t	0	0	0	0	d	d	d	d	d	Rd=cmpyrw(Rss,Rtt):<<1:rd:sd:at
ICLASS			RegType			MajOp			s5					Parse		t5					MinOp			x5									
1	1	1	0	1	0	1	0	0	1	0	s	s	s	s	s	P	P	0	t	t	t	t	t	1	1	0	x	x	x	x	x	x	Rxx+=cmpyiw(Rss,Rtt*)
1	1	1	0	1	0	1	0	0	1	1	s	s	s	s	s	P	P	0	t	t	t	t	t	0	1	0	x	x	x	x	x	x	Rxx+=cmpyiw(Rss,Rtt)
1	1	1	0	1	0	1	0	1	0	0	s	s	s	s	s	P	P	0	t	t	t	t	t	0	1	0	x	x	x	x	x	x	Rxx+=cmpyrw(Rss,Rtt)
1	1	1	0	1	0	1	0	1	1	0	s	s	s	s	s	P	P	0	t	t	t	t	t	0	1	0	x	x	x	x	x	x	Rxx+=cmpyrw(Rss,Rtt*)

Field name	Description
ICLASS	Instruction Class
MajOp	Major Opcode
MinOp	Minor Opcode
RegType	Register Type
Parse	Packet/Loop parse bits
d5	Field to encode register d
s5	Field to encode register s
t5	Field to encode register t
x5	Field to encode register x

Vector complex multiply real or imaginary

The inputs R_{ss} and R_{tt} are a vector of two complex values. Each complex value is composed of a 16-bit imaginary portion in the upper halfword and a 16-bit real portion in the lower halfword. Generate two complex results, either the real result or the imaginary result. These results are optionally shifted left by 0-1 bits, and optionally accumulated with the destination register.



Syntax

```
Rdd=vcmpyi (Rss, Rtt) [:<<1] :sat
```

Behavior

```
Rdd.w[0]=sat_32((Rss.h[1] * Rtt.h[0]) +
(Rss.h[0] * Rtt.h[1]) [<<1]);
Rdd.w[1]=sat_32((Rss.h[3] * Rtt.h[2]) +
(Rss.h[2] * Rtt.h[3]) [<<1]);
;
;
```

```
Rdd=vcmpyr (Rss, Rtt) [:<<1] :sat
```

```
Rdd.w[0]=sat_32((Rss.h[0] * Rtt.h[0]) -
(Rss.h[1] * Rtt.h[1]) [<<1]);
Rdd.w[1]=sat_32((Rss.h[2] * Rtt.h[2]) -
(Rss.h[3] * Rtt.h[3]) [<<1]);
;
;
```


Syntax

```
Rxx+=vcmpyi (Rss,Rtt) :sat
```

Behavior

```
Rxx.w[0]=sat_32(Rxx.w[0] + (Rss.h[1] * Rtt.h[0])
+ (Rss.h[0] * Rtt.h[1])<<0);
Rxx.w[1]=sat_32(Rxx.w[1] + (Rss.h[3] * Rtt.h[2])
+ (Rss.h[2] * Rtt.h[3])<<0);
;
;
```

```
Rxx+=vcmpyr (Rss,Rtt) :sat
```

```
Rxx.w[0]=sat_32(Rxx.w[0] + (Rss.h[0] * Rtt.h[0])
- (Rss.h[1] * Rtt.h[1])<<0);
Rxx.w[1]=sat_32(Rxx.w[1] + (Rss.h[2] * Rtt.h[2])
- (Rss.h[3] * Rtt.h[3])<<0);
;
;
```

Class: XTYPE (slots 2,3)**Notes**

- If saturation occurs during execution of this instruction (a result is clamped to either maximum or minimum values), the OVF bit in the Status Register is set. OVF remains set until explicitly cleared by a transfer to SR.

Intrinsics

```
Rdd=vcmpyi (Rss,Rtt) :<<1:sat
```

```
Word64 Q6_P_vcmpyi_PP_s1_sat (Word64 Rss, Word64
Rtt)
```

```
Rdd=vcmpyi (Rss,Rtt) :sat
```

```
Word64 Q6_P_vcmpyi_PP_sat (Word64 Rss, Word64
Rtt)
```

```
Rdd=vcmpyr (Rss,Rtt) :<<1:sat
```

```
Word64 Q6_P_vcmpyr_PP_s1_sat (Word64 Rss, Word64
Rtt)
```

```
Rdd=vcmpyr (Rss,Rtt) :sat
```

```
Word64 Q6_P_vcmpyr_PP_sat (Word64 Rss, Word64
Rtt)
```

```
Rxx+=vcmpyi (Rss,Rtt) :sat
```

```
Word64 Q6_P_vcmpyiacc_PP_sat (Word64 Rxx, Word64
Rss, Word64 Rtt)
```

```
Rxx+=vcmpyr (Rss,Rtt) :sat
```

```
Word64 Q6_P_vcmpyracc_PP_sat (Word64 Rxx, Word64
Rss, Word64 Rtt)
```

Encoding

31	30	29	28	27	26	25	24	23	22	21	20	19	18	17	16	15	14	13	12	11	10	9	8	7	6	5	4	3	2	1	0	
ICLASS		RegType				MajOp		s5					Parse		t5				MinOp		d5											
1	1	1	0	1	0	0	0	N	0	1	s	s	s	s	s	P	P	0	t	t	t	t	t	1	1	0	d	d	d	d	d	Rdd=vcmpyr(Rss,Rtt):<<N]:sat
1	1	1	0	1	0	0	0	N	1	0	s	s	s	s	s	P	P	0	t	t	t	t	t	1	1	0	d	d	d	d	d	Rdd=vcmpyi(Rss,Rtt):<<N]:sat
ICLASS		RegType				MajOp		s5					Parse		t5				MinOp		x5											
1	1	1	0	1	0	1	0	0	0	1	s	s	s	s	s	P	P	0	t	t	t	t	t	1	0	0	x	x	x	x	x	Rxx+=vcmpyr(Rss,Rtt):sat
1	1	1	0	1	0	1	0	0	1	0	s	s	s	s	s	P	P	0	t	t	t	t	t	1	0	0	x	x	x	x	x	Rxx+=vcmpyi(Rss,Rtt):sat

Field name	Description
IClass	Instruction Class
MajOp	Major Opcode
MinOp	Minor Opcode
RegType	Register Type
Parse	Packet/Loop parse bits
d5	Field to encode register d
s5	Field to encode register s
t5	Field to encode register t
x5	Field to encode register x

Vector complex conjugate

Perform a vector complex conjugate of both complex values in vector Rss. This is done by negating the imaginary halfwords, and placing the result in destination Rdd.

Syntax

```
Rdd=vconj(Rss):sat
```

Behavior

```
Rdd.h[1]=sat_16(-Rss.h[1]);
Rdd.h[0]=Rss.h[0];
Rdd.h[3]=sat_16(-Rss.h[3]);
Rdd.h[2]=Rss.h[2];
```

Class: XTYPE (slots 2,3)

Notes

- If saturation occurs during execution of this instruction (a result is clamped to either maximum or minimum values), the OVF bit in the Status Register is set. OVF remains set until explicitly cleared by a transfer to SR.

Intrinsics

```
Rdd=vconj(Rss):sat
```

```
Word64 Q6_P_vconj_P_sat(Word64 Rss)
```

Encoding

31	30	29	28	27	26	25	24	23	22	21	20	19	18	17	16	15	14	13	12	11	10	9	8	7	6	5	4	3	2	1	0	
ICLASS				RegType				MajOp				s5					Parse		MinOp			d5										
1	0	0	0	0	0	0	0	1	0	0	s	s	s	s	s	P	P	-	-	-	-	-	-	1	1	1	d	d	d	d	d	Rdd=vconj(Rss):sat

Field name	Description
ICLASS	Instruction Class
Parse	Packet/Loop parse bits
d5	Field to encode register d
s5	Field to encode register s
MajOp	Major Opcode
MinOp	Minor Opcode
RegType	Register Type

Vector complex rotate

Take the least significant bits of Rt, and use these bits to rotate each of the two complex values in the source vector a multiple of 90 degrees. Bits 0 and 1 control the rotation factor for word 0, and bits 2 and 3 control the rotation factor for word 1.

If the rotation control bits are 0, the rotation is 0: the real and imaginary halves of the source appear unchanged and unmoved in the destination.

If the rotation control bits are 1, the rotation is $-\pi/2$: the real half of the destination gets the imaginary half of the source, and the imaginary half of the destination gets the negative real half of the source.

If the rotation control bits are 2, the rotation is $\pi/2$: the real half of the destination gets the negative imaginary half of the source, and the imaginary half of the destination gets the real half of the source.

If the rotation control bits are 3, the rotation is π : the real half of the destination gets the negative real half of the source, and the imaginary half of the destination gets the negative imaginary half of the source.

Syntax

```
Rdd=vcrotate(Rss,Rt)
```

Behavior

```
tmp = Rt[1:0];
if (tmp == 0) {
    Rdd.h[0]=Rss.h[0];
    Rdd.h[1]=Rss.h[1];
} else if (tmp == 1) {
    Rdd.h[0]=Rss.h[1];
    Rdd.h[1]=sat_16(-Rss.h[0]);
} else if (tmp == 2) {
    Rdd.h[0]=sat_16(-Rss.h[1]);
    Rdd.h[1]=Rss.h[0];
} else {
    Rdd.h[0]=sat_16(-Rss.h[0]);
    Rdd.h[1]=sat_16(-Rss.h[1]);
}

tmp = Rt[3:2];
if (tmp == 0) {
    Rdd.h[2]=Rss.h[2];
    Rdd.h[3]=Rss.h[3];
} else if (tmp == 1) {
    Rdd.h[2]=Rss.h[3];
    Rdd.h[3]=sat_16(-Rss.h[2]);
} else if (tmp == 2) {
    Rdd.h[2]=sat_16(-Rss.h[3]);
    Rdd.h[3]=Rss.h[2];
} else {
    Rdd.h[2]=sat_16(-Rss.h[2]);
    Rdd.h[3]=sat_16(-Rss.h[3]);
}
```

Class: XTYPE (slots 2,3)**Notes**

- If saturation occurs during execution of this instruction (a result is clamped to either maximum or minimum values), the OVF bit in the Status Register is set. OVF remains set until explicitly cleared by a transfer to SR.

Intrinsics

```
Rdd=vcrotate(Rss,Rt)
```

```
Word64 Q6_P_vcrotate_PR(Word64 Rss, Word32 Rt)
```

Encoding

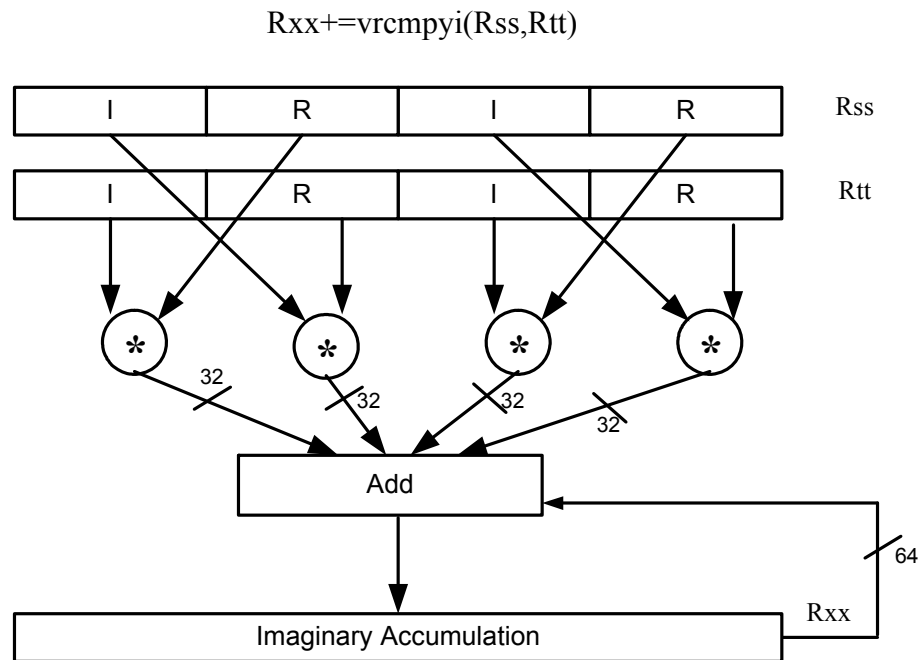
31	30	29	28	27	26	25	24	23	22	21	20	19	18	17	16	15	14	13	12	11	10	9	8	7	6	5	4	3	2	1	0	
ICLASS				RegType				Maj		s5					Parse		t5					Min		d5								
1	1	0	0	0	0	1	1	1	1	-	s	s	s	s	s	P	P	-	t	t	t	t	t	0	0	-	d	d	d	d	d	Rdd=vcrotate(Rss,Rt)

Field name	Description
ICLASS	Instruction Class
Parse	Packet/Loop parse bits
d5	Field to encode register d
s5	Field to encode register s
t5	Field to encode register t
Maj	Major Opcode
Min	Minor Opcode
RegType	Register Type

Vector reduce complex multiply real or imaginary

The input vectors are two packed complex values, each with a real low halfword and imaginary high halfword. Compute either the real or imaginary products, add the intermediate results together and optionally accumulate with the destination. The Rtt input is optionally conjugated (negate the imaginary portion) before multiplication.

Using `vrcompyr` and `vrcompyi`, it is possible to sustain an average of one full complex multiply per cycle in a complex FIR, while also keeping both the real and imaginary accumulators in full precision 64-bit values.



Syntax

```
Rdd=vrcompyi(Rss,Rtt)
```

```
Rdd=vrcompyi(Rss,Rtt*)
```

```
Rdd=vrcompyr(Rss,Rtt)
```

Behavior

$$R_{dd} = (R_{ss}.h[1] * R_{tt}.h[0]) + (R_{ss}.h[0] * R_{tt}.h[1]) + (R_{ss}.h[3] * R_{tt}.h[2]) + (R_{ss}.h[2] * R_{tt}.h[3]);$$

$$R_{dd} = (R_{ss}.h[1] * R_{tt}.h[0]) - (R_{ss}.h[0] * R_{tt}.h[1]) + (R_{ss}.h[3] * R_{tt}.h[2]) - (R_{ss}.h[2] * R_{tt}.h[3]);$$

$$R_{dd} = (R_{ss}.h[0] * R_{tt}.h[0]) - (R_{ss}.h[1] * R_{tt}.h[1]) + (R_{ss}.h[2] * R_{tt}.h[2]) - (R_{ss}.h[3] * R_{tt}.h[3]);$$

Syntax

Rdd=vrcmpyr (Rss, Rtt*)

Rxx+=vrcmpyi (Rss, Rtt)

Rxx+=vrcmpyi (Rss, Rtt*)

Rxx+=vrcmpyr (Rss, Rtt)

Rxx+=vrcmpyr (Rss, Rtt*)

Behavior

$$Rdd = (Rss.h[0] * Rtt.h[0]) + (Rss.h[1] * Rtt.h[1]) + (Rss.h[2] * Rtt.h[2]) + (Rss.h[3] * Rtt.h[3]);$$

$$Rxx = Rxx + (Rss.h[1] * Rtt.h[0]) + (Rss.h[0] * Rtt.h[1]) + (Rss.h[3] * Rtt.h[2]) + (Rss.h[2] * Rtt.h[3]);$$

$$Rxx = Rxx + (Rss.h[1] * Rtt.h[0]) - (Rss.h[0] * Rtt.h[1]) + (Rss.h[3] * Rtt.h[2]) - (Rss.h[2] * Rtt.h[3]);$$

$$Rxx = Rxx + (Rss.h[0] * Rtt.h[0]) - (Rss.h[1] * Rtt.h[1]) + (Rss.h[2] * Rtt.h[2]) - (Rss.h[3] * Rtt.h[3]);$$

$$Rxx = Rxx + (Rss.h[0] * Rtt.h[0]) + (Rss.h[1] * Rtt.h[1]) + (Rss.h[2] * Rtt.h[2]) + (Rss.h[3] * Rtt.h[3]);$$
Class: XTYPE (slots 2,3)**Intrinsics**

Rdd=vrcmpyi (Rss, Rtt)

Word64 Q6_P_vrcmpyi_PP (Word64 Rss, Word64 Rtt)

Rdd=vrcmpyi (Rss, Rtt*)

Word64 Q6_P_vrcmpyi_PP_conj (Word64 Rss, Word64 Rtt)

Rdd=vrcmpyr (Rss, Rtt)

Word64 Q6_P_vrcmpyr_PP (Word64 Rss, Word64 Rtt)

Rdd=vrcmpyr (Rss, Rtt*)

Word64 Q6_P_vrcmpyr_PP_conj (Word64 Rss, Word64 Rtt)

Rxx+=vrcmpyi (Rss, Rtt)

Word64 Q6_P_vrcmpyiacc_PP (Word64 Rxx, Word64 Rss, Word64 Rtt)

Rxx+=vrcmpyi (Rss, Rtt*)

Word64 Q6_P_vrcmpyiacc_PP_conj (Word64 Rxx, Word64 Rss, Word64 Rtt)

Rxx+=vrcmpyr (Rss, Rtt)

Word64 Q6_P_vrcmpyracc_PP (Word64 Rxx, Word64 Rss, Word64 Rtt)

Rxx+=vrcmpyr (Rss, Rtt*)

Word64 Q6_P_vrcmpyracc_PP_conj (Word64 Rxx, Word64 Rss, Word64 Rtt)

Encoding

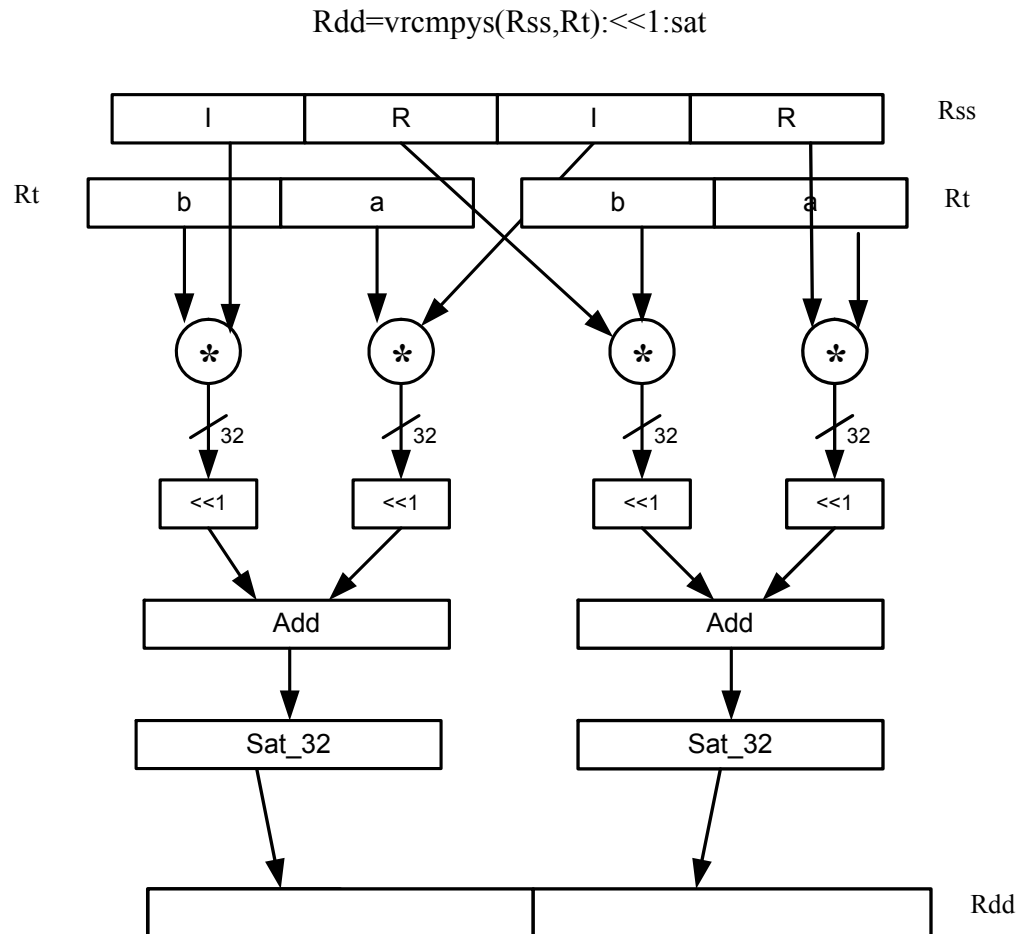
31	30	29	28	27	26	25	24	23	22	21	20	19	18	17	16	15	14	13	12	11	10	9	8	7	6	5	4	3	2	1	0	
ICLASS			RegType				MajOp				s5					Parse		t5					MinOp		d5							
1	1	1	0	1	0	0	0	0	0	0	s	s	s	s	s	P	P	0	t	t	t	t	t	0	0	0	d	d	d	d	d	Rdd=vrcmpyi(Rss,Rtt)
1	1	1	0	1	0	0	0	0	0	0	s	s	s	s	s	P	P	0	t	t	t	t	t	0	0	1	d	d	d	d	d	Rdd=vrcmpyr(Rss,Rtt)
1	1	1	0	1	0	0	0	0	1	0	s	s	s	s	s	P	P	0	t	t	t	t	t	0	0	0	d	d	d	d	d	Rdd=vrcmpyi(Rss,Rtt*)
1	1	1	0	1	0	0	0	0	1	1	s	s	s	s	s	P	P	0	t	t	t	t	t	0	0	1	d	d	d	d	d	Rdd=vrcmpyr(Rss,Rtt*)

31	30	29	28	27	26	25	24	23	22	21	20	19	18	17	16	15	14	13	12	11	10	9	8	7	6	5	4	3	2	1	0	
ICLASS				RegType				MajOp				s5					Parse		t5					MinOp			x5					
1	1	1	0	1	0	1	0	0	0	0	s	s	s	s	s	P	P	0	t	t	t	t	t	0	0	0	x	x	x	x	x	Rxx+=vrcmpyi(Rss,Rtt)
1	1	1	0	1	0	1	0	0	0	0	s	s	s	s	s	P	P	0	t	t	t	t	t	0	0	1	x	x	x	x	x	Rxx+=vrcmpyr(Rss,Rtt)
1	1	1	0	1	0	1	0	0	1	0	s	s	s	s	s	P	P	0	t	t	t	t	t	0	0	0	x	x	x	x	x	Rxx+=vrcmpyi(Rss,Rtt*)
1	1	1	0	1	0	1	0	0	1	1	s	s	s	s	s	P	P	0	t	t	t	t	t	0	0	1	x	x	x	x	x	Rxx+=vrcmpyr(Rss,Rtt*)

Field name	Description
ICLASS	Instruction Class
MajOp	Major Opcode
MinOp	Minor Opcode
RegType	Register Type
Parse	Packet/Loop parse bits
d5	Field to encode register d
s5	Field to encode register s
t5	Field to encode register t
x5	Field to encode register x

Vector reduce complex multiply by scalar

Multiply a complex number by a scalar. Rss contains two complex numbers. The real portions are each multiplied by two scalars contained in register Rt, scaled, summed, optionally accumulated, saturated, and stored in the lower word of Rdd. A similar operation is done on the two imaginary portions of Rss.



Syntax

```
Rdd=vrcmpys(Rss,Rt) : <<1 : sat
```

```
Rdd=vrcmpys(Rss,Rtt) : <<1 : sat : raw:hi
```

Behavior

```
if ("Rt & 1") {
    Assembler mapped to:
    "Rdd=vrcmpys(Rss,Rtt) : <<1 : sat : raw:hi";
} else {
    Assembler mapped to:
    "Rdd=vrcmpys(Rss,Rtt) : <<1 : sat : raw:lo";
}
```

```
Rdd.w[1]=sat_32((Rss.h[1] *
Rtt.w[1].h[0])<<1 + (Rss.h[3] *
Rtt.w[1].h[1])<<1);
Rdd.w[0]=sat_32((Rss.h[0] *
Rtt.w[1].h[0])<<1 + (Rss.h[2] *
Rtt.w[1].h[1])<<1);
```

Syntax	Behavior
<code>Rdd=vrcmpys (Rss,Rtt) :<<1:sat:raw:lo</code>	<pre> Rdd.w[1]=sat_32((Rss.h[1] * Rtt.w[0].h[0])<<1 + (Rss.h[3] * Rtt.w[0].h[1])<<1); Rdd.w[0]=sat_32((Rss.h[0] * Rtt.w[0].h[0])<<1 + (Rss.h[2] * Rtt.w[0].h[1])<<1); </pre>
<code>Rxx+=vrcmpys (Rss,Rt) :<<1:sat</code>	<pre> if ("Rt & 1") { Assembler mapped to: "Rxx+=vrcmpys (Rss,Rtt) :<<1:sat:raw:hi"; } else { Assembler mapped to: "Rxx+=vrcmpys (Rss,Rtt) :<<1:sat:raw:lo"; } </pre>
<code>Rxx+=vrcmpys (Rss,Rtt) :<<1:sat:raw:hi</code>	<pre> Rxx.w[1]=sat_32(Rxx.w[1] + (Rss.h[1] * Rtt.w[1].h[0])<<1 + (Rss.h[3] * Rtt.w[1].h[1])<<1); Rxx.w[0]=sat_32(Rxx.w[0] + (Rss.h[0] * Rtt.w[1].h[0])<<1 + (Rss.h[2] * Rtt.w[1].h[1])<<1); ; </pre>
<code>Rxx+=vrcmpys (Rss,Rtt) :<<1:sat:raw:lo</code>	<pre> Rxx.w[1]=sat_32(Rxx.w[1] + (Rss.h[1] * Rtt.w[0].h[0])<<1 + (Rss.h[3] * Rtt.w[0].h[1])<<1); Rxx.w[0]=sat_32(Rxx.w[0] + (Rss.h[0] * Rtt.w[0].h[0])<<1 + (Rss.h[2] * Rtt.w[0].h[1])<<1); ; </pre>

Class: XTYPE (slots 2,3)

Notes

- If saturation occurs during execution of this instruction (a result is clamped to either maximum or minimum values), the OVF bit in the Status Register is set. OVF remains set until explicitly cleared by a transfer to SR.

Intrinsics

<code>Rdd=vrcmpys (Rss,Rt) :<<1:sat</code>	Word64 Q6_P_vrcmpys_PR_s1_sat (Word64 Rss, Word32 Rt)
<code>Rxx+=vrcmpys (Rss,Rt) :<<1:sat</code>	Word64 Q6_P_vrcmpysacc_PR_s1_sat (Word64 Rxx, Word64 Rss, Word32 Rt)

Encoding

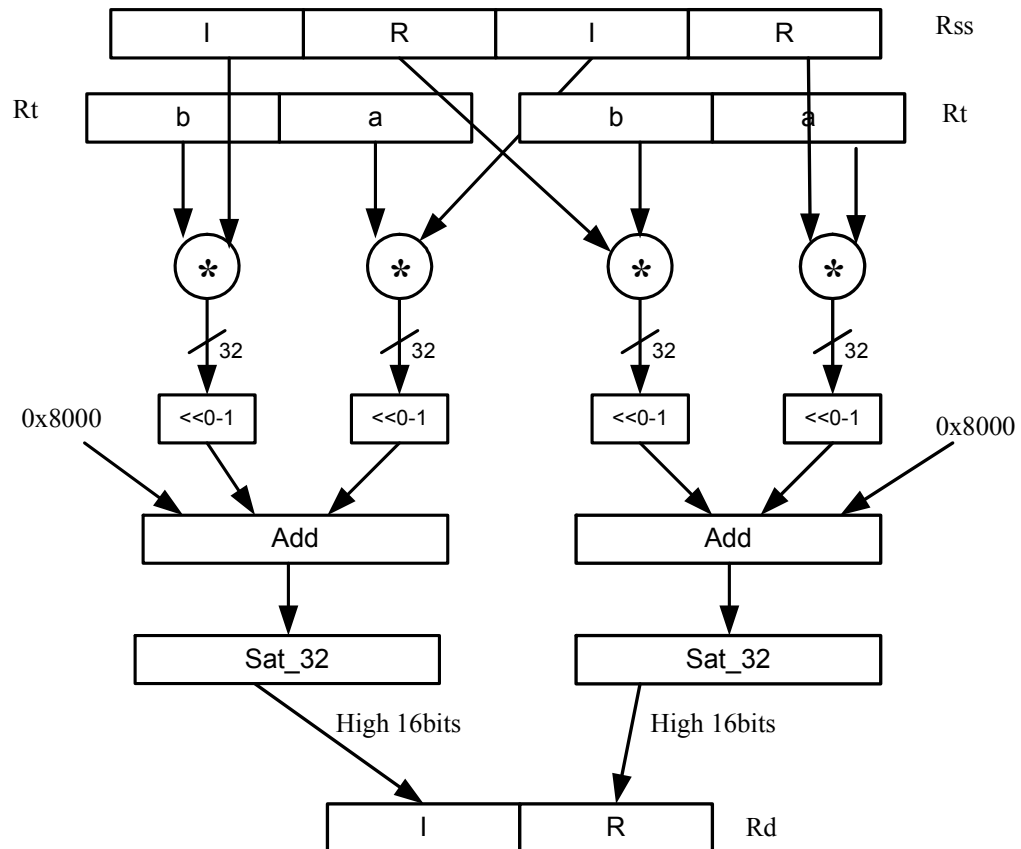
31	30	29	28	27	26	25	24	23	22	21	20	19	18	17	16	15	14	13	12	11	10	9	8	7	6	5	4	3	2	1	0	
ICLASS				RegType				MajOp			s5					Parse		t5					MinOp			d5						
1	1	1	0	1	0	0	0	1	0	1	s	s	s	s	s	P	P	0	t	t	t	t	t	1	0	0	d	d	d	d	d	Rdd=vrcmpys(Rss,Rtt):<<1:sat:raw:hi
1	1	1	0	1	0	0	0	1	1	1	s	s	s	s	s	P	P	0	t	t	t	t	t	1	0	0	d	d	d	d	d	Rdd=vrcmpys(Rss,Rtt):<<1:sat:raw:lo
ICLASS				RegType				MajOp			s5					Parse		t5					MinOp			x5						
1	1	1	0	1	0	1	0	1	0	1	s	s	s	s	s	P	P	0	t	t	t	t	t	1	0	0	x	x	x	x	x	Rxx+=vrcmpys(Rss,Rtt):<<1:sat:raw:hi
1	1	1	0	1	0	1	0	1	1	1	s	s	s	s	s	P	P	0	t	t	t	t	t	1	0	0	x	x	x	x	x	Rxx+=vrcmpys(Rss,Rtt):<<1:sat:raw:lo

Field name	Description
ICLASS	Instruction Class
MajOp	Major Opcode
MinOp	Minor Opcode
RegType	Register Type
Parse	Packet/Loop parse bits
d5	Field to encode register d
s5	Field to encode register s
t5	Field to encode register t
x5	Field to encode register x

Vector reduce complex multiply by scalar with round and pack

Multiply a complex number by scalar. Rss contains two complex numbers. The real portions are each multiplied by two scalars contained in register Rt, scaled, summed, rounded, and saturated. The upper 16 bits of this result are packed in the lower halfword of Rd. A similar operation is done on the two imaginary portions of Rss.

$Rd = \text{vrcmpys}(Rss, Rt) : \ll 1 : \text{rnd} : \text{sat}$



Syntax

`Rd=vrcmpys(Rss,Rt):<<1:rnd:sat`

`Rd=vrcmpys(Rss,Rtt):<<1:rnd:sat
:raw:hi`

Behavior

```
if ("Rt & 1") {
    Assembler mapped to:
    "Rd=vrcmpys(Rss,Rtt):<<1:rnd:sat:raw:hi";
} else {
    Assembler mapped to:
    "Rd=vrcmpys(Rss,Rtt):<<1:rnd:sat:raw:lo";
}
```

```
Rd.h[1]=sat_32((Rss.h[1] * Rtt.w[1].h[0])<<1 +
(Rss.h[3] * Rtt.w[1].h[1])<<1 + 0x8000).h[1];
Rd.h[0]=sat_32((Rss.h[0] * Rtt.w[1].h[0])<<1 +
(Rss.h[2] * Rtt.w[1].h[1])<<1 + 0x8000).h[1];
```

Syntax

```
Rd=vrcmpys(Rss,Rtt):<<1:rnd:sat
:raw:lo
```

Behavior

```
Rd.h[1]=sat_32((Rss.h[1] * Rtt.w[0].h[0])<<1 +
(Rss.h[3] * Rtt.w[0].h[1])<<1 + 0x8000).h[1];
Rd.h[0]=sat_32((Rss.h[0] * Rtt.w[0].h[0])<<1 +
(Rss.h[2] * Rtt.w[0].h[1])<<1 + 0x8000).h[1];
```

Class: XTYPE (slots 2,3)**Notes**

- If saturation occurs during execution of this instruction (a result is clamped to either maximum or minimum values), the OVF bit in the Status Register is set. OVF remains set until explicitly cleared by a transfer to SR.

Intrinsics

```
Rd=vrcmpys(Rss,Rt):<<1:rnd:sat Word32 Q6_R_vrcmpys_PR_s1_rnd_sat(Word64 Rss,
Word32 Rt)
```

Encoding

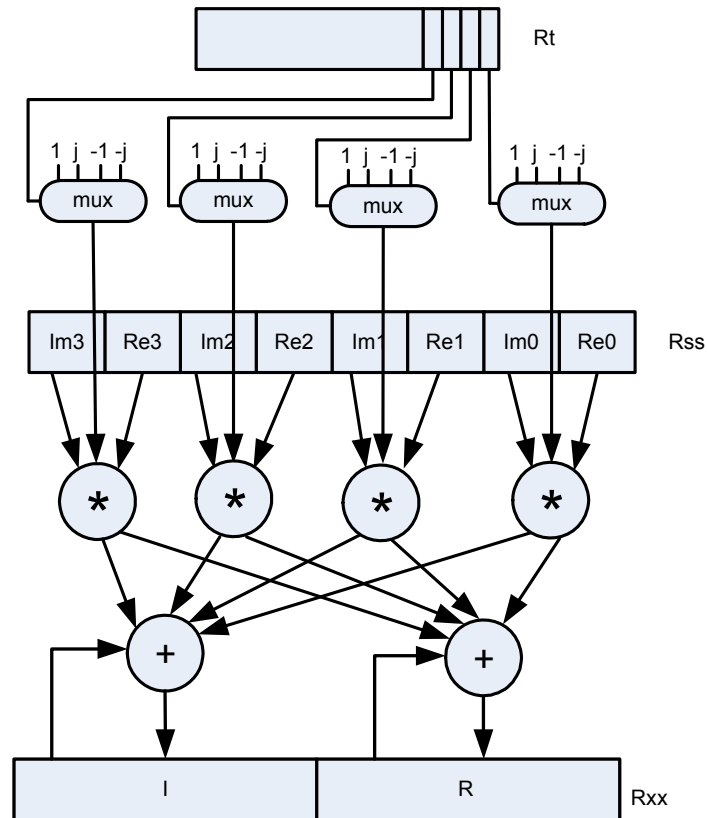
31	30	29	28	27	26	25	24	23	22	21	20	19	18	17	16	15	14	13	12	11	10	9	8	7	6	5	4	3	2	1	0	
ICLASS				RegType				MajOp				s5					Parse		t5					MinOp			d5					
1	1	1	0	1	0	0	1	1	-	1	s	s	s	s	s	P	P	0	t	t	t	t	t	1	1	0	d	d	d	d	d	Rd=vrcmpys(Rss,Rtt):<<1:rnd:sat:raw:hi
1	1	1	0	1	0	0	1	1	-	1	s	s	s	s	s	P	P	0	t	t	t	t	t	1	1	1	d	d	d	d	d	Rd=vrcmpys(Rss,Rtt):<<1:rnd:sat:raw:lo

Field name	Description
ICLASS	Instruction Class
MajOp	Major Opcode
MinOp	Minor Opcode
RegType	Register Type
Parse	Packet/Loop parse bits
d5	Field to encode register d
s5	Field to encode register s
t5	Field to encode register t

Vector reduce complex rotate

This instruction is useful for CDMA despreading. An unsigned 2-bit immediate specifies a byte to use in R_t . Each of four 2-bit fields in the specified byte selects a rotation amount for one of the four complex numbers in R_{ss} . The real and imaginary products are accumulated and stored as a 32-bit complex number in R_d . Optionally, the destination register can also be accumulated.

$R_{xx} += \text{vrcrotate}(R_{ss}, R_t, \#0)$



Syntax

```
Rdd=vrcrotate (Rss,Rt,#u2)
```

Behavior

```
sumr = 0;
sumi = 0;
control = Rt.ub[#u];
for (i = 0; i < 8; i += 2) {
    tmpr = Rss.b[i];
    tmpi = Rss.b[i+1];
    switch (control & 3) {
        case 0: sumr += tmpr;
            sumi += tmpi;
            break;
        case 1: sumr += tmpr;
            sumi -= tmpi;
            break;
        case 2: sumr -= tmpr;
            sumi += tmpi;
            break;
        case 3: sumr -= tmpr;
            sumi -= tmpi;
            break;
    }
    control = control >> 2;
}
Rdd.w[0]=sumr;
Rdd.w[1]=sumi;
```

```
Rxx+=vrcrotate (Rss,Rt,#u2)
```

```
sumr = 0;
sumi = 0;
control = Rt.ub[#u];
for (i = 0; i < 8; i += 2) {
    tmpr = Rss.b[i];
    tmpi = Rss.b[i+1];
    switch (control & 3) {
        case 0: sumr += tmpr;
            sumi += tmpi;
            break;
        case 1: sumr += tmpr;
            sumi -= tmpi;
            break;
        case 2: sumr -= tmpr;
            sumi += tmpi;
            break;
        case 3: sumr -= tmpr;
            sumi -= tmpi;
            break;
    }
    control = control >> 2;
}
Rxx.w[0]=Rxx.w[0] + sumr;
Rxx.w[1]=Rxx.w[1] + sumi;
;
```

Class: XTYPE (slots 2,3)**Intrinsics**

```
Rdd=vrcrotate (Rss,Rt,#u2)
```

```
Word64 Q6_P_vrcrotate_PRI (Word64 Rss, Word32 Rt,
Word32 Iu2)
```

```
Rxx+=vrcrotate (Rss,Rt,#u2)
```

```
Word64 Q6_P_vrcrotateacc_PRI (Word64 Rxx, Word64
Rss, Word32 Rt, Word32 Iu2)
```

Encoding

31	30	29	28	27	26	25	24	23	22	21	20	19	18	17	16	15	14	13	12	11	10	9	8	7	6	5	4	3	2	1	0	
ICLASS				RegType				Maj			s5					Parse		t5					Min		d5							
1	1	0	0	0	0	1	1	1	1	-	s	s	s	s	s	P	P	i	t	t	t	t	t	1	1	i	d	d	d	d	d	Rdd=vrrotate(Rss,Rt,#u2)
ICLASS				RegType				Maj			s5					Parse		t5					x5									
1	1	0	0	1	0	1	1	1	0	1	s	s	s	s	s	P	P	i	t	t	t	t	t	-	-	i	x	x	x	x	x	Rxx+=vrrotate(Rss,Rt,#u2)

Field name	Description
ICLASS	Instruction Class
Parse	Packet/Loop parse bits
d5	Field to encode register d
s5	Field to encode register s
t5	Field to encode register t
x5	Field to encode register x
Maj	Major Opcode
Min	Minor Opcode
RegType	Register Type

11.10.4 XTYPE/FP

The XTYPE/FP instruction subclass includes instructions that are for floating point math.

Floating point addition

Add two floating point values.

Syntax

`Rd=sfadd(Rs,Rt)`

`Rdd=dfadd(Rss,Rtt)`

Behavior

`Rd=Rs+Rt;`

`Rdd=Rss+Rtt;`

Class: XTYPE (slots 2,3)

Intrinsics

`Rd=sfadd(Rs,Rt)`

`Rdd=dfadd(Rss,Rtt)`

`Word32 Q6_R_sfadd_RR(Word32 Rs, Word32 Rt)`

`Word64 Q6_P_dfadd_PP(Word64 Rss, Word64 Rtt)`

Encoding

31	30	29	28	27	26	25	24	23	22	21	20	19	18	17	16	15	14	13	12	11	10	9	8	7	6	5	4	3	2	1	0	
ICLASS				RegType				MajOp				s5					Parse		t5					MinOp			d5					
1	1	1	0	1	0	0	0	0	0	0	s	s	s	s	s	P	P	0	t	t	t	t	t	0	1	1	d	d	d	d	d	Rdd=dfadd(Rss,Rtt)
1	1	1	0	1	0	1	1	0	0	0	s	s	s	s	s	P	P	0	t	t	t	t	t	0	0	0	d	d	d	d	d	Rd=sfadd(Rs,Rt)

Field name	Description
ICLASS	Instruction Class
MajOp	Major Opcode
MinOp	Minor Opcode
RegType	Register Type
Parse	Packet/Loop parse bits
d5	Field to encode register d
s5	Field to encode register s
t5	Field to encode register t

Classify floating-point value

Classify floating point values. Classes are Normal, Subnormal, Zero, NaN, or Infinity. If the number is one of the specified classes, return true.

Syntax

```
Pd=dfclass(Rss,#u5)
```

```
Pd=sfclass(Rs,#u5)
```

Behavior

```
Pd = 0;
class = fpclassify(Rss);
if (#u.0 && (class == FP_ZERO)) Pd = 0xff;
if (#u.1 && (class == FP_NORMAL)) Pd = 0xff;
if (#u.2 && (class == FP_SUBNORMAL)) Pd = 0xff;
if (#u.3 && (class == FP_INFINITE)) Pd = 0xff;
if (#u.4 && (class == FP_NAN)) Pd = 0xff;
cancel_flags();
```

```
Pd = 0;
class = fpclassify(Rs);
if (#u.0 && (class == FP_ZERO)) Pd = 0xff;
if (#u.1 && (class == FP_NORMAL)) Pd = 0xff;
if (#u.2 && (class == FP_SUBNORMAL)) Pd = 0xff;
if (#u.3 && (class == FP_INFINITE)) Pd = 0xff;
if (#u.4 && (class == FP_NAN)) Pd = 0xff;
cancel_flags();
```

Class: XTYPE (slots 2,3)

Intrinsics

```
Pd=dfclass(Rss,#u5)
```

```
Byte Q6_p_dfclass_PI(Word64 Rss, Word32 Iu5)
```

```
Pd=sfclass(Rs,#u5)
```

```
Byte Q6_p_sfclass_RI(Word32 Rs, Word32 Iu5)
```

Encoding

31	30	29	28	27	26	25	24	23	22	21	20	19	18	17	16	15	14	13	12	11	10	9	8	7	6	5	4	3	2	1	0		
ICLASS			RegType			MajOp			s5					Parse												d2							
1	0	0	0	0	1	0	1	1	1	1	s	s	s	s	s	P	P	0	i	i	i	i	i	i	-	-	-	-	-	-	d	d	Pd=sfclass(Rs,#u5)
ICLASS			RegType			s5					Parse												d2										
1	1	0	1	1	1	0	0	1	0	0	s	s	s	s	s	P	P	-	0	0	0	0	i	i	i	i	i	1	0	-	d	d	Pd=dfclass(Rss,#u5)

Field name	Description
RegType	Register Type
MajOp	Major Opcode
ICLASS	Instruction Class
Parse	Packet/Loop parse bits
d2	Field to encode register d
s5	Field to encode register s
MajOp	Major Opcode
RegType	Register Type

Compare floating-point value

Compare floating point values. p0 returns true if at least one value is a NaN, zero otherwise.

Syntax

`Pd=dfcmp.eq(Rss,Rtt)`

`Pd=dfcmp.ge(Rss,Rtt)`

`Pd=dfcmp.gt(Rss,Rtt)`

`Pd=dfcmp.uo(Rss,Rtt)`

`Pd=sfcmp.eq(Rs,Rt)`

`Pd=sfcmp.ge(Rs,Rt)`

`Pd=sfcmp.gt(Rs,Rt)`

`Pd=sfcmp.uo(Rs,Rt)`

Behavior

`Pd=Rss==Rtt ? 0xff : 0x00;`

`Pd=Rss>=Rtt ? 0xff : 0x00;`

`Pd=Rss>Rtt ? 0xff : 0x00;`

`Pd=isunordered(Rss,Rtt) ? 0xff : 0x00;`

`Pd=Rs==Rt ? 0xff : 0x00;`

`Pd=Rs>=Rt ? 0xff : 0x00;`

`Pd=Rs>Rt ? 0xff : 0x00;`

`Pd=isunordered(Rs,Rt) ? 0xff : 0x00;`

Class: XTYPE (slots 2,3)

Intrinsics

`Pd=dfcmp.eq(Rss,Rtt)`

`Pd=dfcmp.ge(Rss,Rtt)`

`Pd=dfcmp.gt(Rss,Rtt)`

`Pd=dfcmp.uo(Rss,Rtt)`

`Pd=sfcmp.eq(Rs,Rt)`

`Pd=sfcmp.ge(Rs,Rt)`

`Pd=sfcmp.gt(Rs,Rt)`

`Pd=sfcmp.uo(Rs,Rt)`

Byte Q6_p_dfcmp_eq_PP(Word64 Rss, Word64 Rtt)

Byte Q6_p_dfcmp_ge_PP(Word64 Rss, Word64 Rtt)

Byte Q6_p_dfcmp_gt_PP(Word64 Rss, Word64 Rtt)

Byte Q6_p_dfcmp_uo_PP(Word64 Rss, Word64 Rtt)

Byte Q6_p_sfcmp_eq_RR(Word32 Rs, Word32 Rt)

Byte Q6_p_sfcmp_ge_RR(Word32 Rs, Word32 Rt)

Byte Q6_p_sfcmp_gt_RR(Word32 Rs, Word32 Rt)

Byte Q6_p_sfcmp_uo_RR(Word32 Rs, Word32 Rt)

Encoding

31	30	29	28	27	26	25	24	23	22	21	20	19	18	17	16	15	14	13	12	11	10	9	8	7	6	5	4	3	2	1	0	
ICLASS				RegType				Maj				s5				Parse		t5				Min		d2								
1	1	0	0	0	1	1	1	1	1	1	s	s	s	s	s	P	P	-	t	t	t	t	t	0	0	0	-	-	-	d	d	Pd=sfcmp.ge(Rs,Rt)
1	1	0	0	0	1	1	1	1	1	1	s	s	s	s	s	P	P	-	t	t	t	t	t	0	0	1	-	-	-	d	d	Pd=sfcmp.uo(Rs,Rt)
1	1	0	0	0	1	1	1	1	1	1	s	s	s	s	s	P	P	-	t	t	t	t	t	0	1	1	-	-	-	d	d	Pd=sfcmp.eq(Rs,Rt)
1	1	0	0	0	1	1	1	1	1	1	s	s	s	s	s	P	P	-	t	t	t	t	t	1	0	0	-	-	-	d	d	Pd=sfcmp.gt(Rs,Rt)
ICLASS				RegType				s5				Parse		t5				MinOp		d2												
1	1	0	1	0	0	1	0	1	1	1	s	s	s	s	s	P	P	-	t	t	t	t	t	0	0	0	-	-	-	d	d	Pd=dfcmp.eq(Rss,Rtt)
1	1	0	1	0	0	1	0	1	1	1	s	s	s	s	s	P	P	-	t	t	t	t	t	0	0	1	-	-	-	d	d	Pd=dfcmp.gt(Rss,Rtt)
1	1	0	1	0	0	1	0	1	1	1	s	s	s	s	s	P	P	-	t	t	t	t	t	0	1	0	-	-	-	d	d	Pd=dfcmp.ge(Rss,Rtt)
1	1	0	1	0	0	1	0	1	1	1	s	s	s	s	s	P	P	-	t	t	t	t	t	0	1	1	-	-	-	d	d	Pd=dfcmp.uo(Rss,Rtt)

Field name	Description
RegType	Register Type
MinOp	Minor Opcode
ICLASS	Instruction Class
Parse	Packet/Loop parse bits
d2	Field to encode register d
s5	Field to encode register s
t5	Field to encode register t
Maj	Major Opcode
Min	Minor Opcode
RegType	Register Type

Convert floating-point value to other format

Convert floating point values. If rounding is required, it happens according to the rounding mode.

Syntax

```
Rd=convert_df2sf(Rss)
```

```
Rdd=convert_sf2df(Rs)
```

Behavior

```
Rd = conv_df_to_sf(Rss);
```

```
Rdd = conv_sf_to_df(Rs);
```

Class: XTYPE (slots 2,3)

Intrinsics

```
Rd=convert_df2sf(Rss)
```

```
Rdd=convert_sf2df(Rs)
```

```
Word32 Q6_R_convert_df2sf_P(Word64 Rss)
```

```
Word64 Q6_P_convert_sf2df_R(Word32 Rs)
```

Encoding

31	30	29	28	27	26	25	24	23	22	21	20	19	18	17	16	15	14	13	12	11	10	9	8	7	6	5	4	3	2	1	0	
ICLASS				RegType				MajOp				s5					Parse		MinOp				d5									
1	0	0	0	0	1	0	0	1	-	-	s	s	s	s	s	P	P	-	-	-	-	-	-	0	0	0	d	d	d	d	d	Rdd=convert_sf2df(Rs)
1	0	0	0	1	0	0	0	0	0	0	s	s	s	s	s	P	P	-	-	-	-	-	-	0	0	1	d	d	d	d	d	Rd=convert_df2sf(Rss)

Field name	Description
ICLASS	Instruction Class
Parse	Packet/Loop parse bits
d5	Field to encode register d
s5	Field to encode register s
MajOp	Major Opcode
MinOp	Minor Opcode
RegType	Register Type

Convert integer to floating-point value

Convert floating point values. If rounding is required, it happens according to the rounding mode unless the `:chop` option is specified.

Syntax

`Rd=convert_d2sf(Rss)`

`Rd=convert_ud2sf(Rss)`

`Rd=convert_uw2sf(Rs)`

`Rd=convert_w2sf(Rs)`

`Rdd=convert_d2df(Rss)`

`Rdd=convert_ud2df(Rss)`

`Rdd=convert_uw2df(Rs)`

`Rdd=convert_w2df(Rs)`

Behavior

`Rd = conv_8s_to_sf(Rss.s64);`

`Rd = conv_8u_to_sf(Rss.u64);`

`Rd = conv_4u_to_sf(Rs.uw[0]);`

`Rd = conv_4s_to_sf(Rs.s32);`

`Rdd = conv_8s_to_df(Rss.s64);`

`Rdd = conv_8u_to_df(Rss.u64);`

`Rdd = conv_4u_to_df(Rs.uw[0]);`

`Rdd = conv_4s_to_df(Rs.s32);`

Class: XTYPE (slots 2,3)

Intrinsics

`Rd=convert_d2sf(Rss)`

`Word32 Q6_R_convert_d2sf_P(Word64 Rss)`

`Rd=convert_ud2sf(Rss)`

`Word32 Q6_R_convert_ud2sf_P(Word64 Rss)`

`Rd=convert_uw2sf(Rs)`

`Word32 Q6_R_convert_uw2sf_R(Word32 Rs)`

`Rd=convert_w2sf(Rs)`

`Word32 Q6_R_convert_w2sf_R(Word32 Rs)`

`Rdd=convert_d2df(Rss)`

`Word64 Q6_P_convert_d2df_P(Word64 Rss)`

`Rdd=convert_ud2df(Rss)`

`Word64 Q6_P_convert_ud2df_P(Word64 Rss)`

`Rdd=convert_uw2df(Rs)`

`Word64 Q6_P_convert_uw2df_R(Word32 Rs)`

`Rdd=convert_w2df(Rs)`

`Word64 Q6_P_convert_w2df_R(Word32 Rs)`

Encoding

31	30	29	28	27	26	25	24	23	22	21	20	19	18	17	16	15	14	13	12	11	10	9	8	7	6	5	4	3	2	1	0	
ICLASS				RegType				MajOp				s5				Parse				MinOp				d5								
1	0	0	0	0	0	0	0	1	1	1	s	s	s	s	s	P	P	0	-	-	-	-	0	1	0	d	d	d	d	d	Rdd=convert_ud2df(Rss)	
1	0	0	0	0	0	0	0	1	1	1	s	s	s	s	s	P	P	0	-	-	-	-	0	1	1	d	d	d	d	d	Rdd=convert_d2df(Rss)	
1	0	0	0	0	1	0	0	1	-	-	s	s	s	s	s	P	P	-	-	-	-	-	0	0	1	d	d	d	d	d	Rdd=convert_uw2df(Rs)	
1	0	0	0	0	1	0	0	1	-	-	s	s	s	s	s	P	P	-	-	-	-	-	0	1	0	d	d	d	d	d	Rdd=convert_w2df(Rs)	
1	0	0	0	1	0	0	0	0	0	1	s	s	s	s	s	P	P	-	-	-	-	-	0	0	1	d	d	d	d	d	Rd=convert_ud2sf(Rss)	
1	0	0	0	1	0	0	0	0	1	0	s	s	s	s	s	P	P	-	-	-	-	-	0	0	1	d	d	d	d	d	Rd=convert_d2sf(Rs)	
1	0	0	0	1	0	1	1	0	0	1	s	s	s	s	s	P	P	-	-	-	-	-	0	0	0	d	d	d	d	d	Rd=convert_uw2sf(Rs)	
1	0	0	0	1	0	1	1	0	1	0	s	s	s	s	s	P	P	-	-	-	-	-	0	0	0	d	d	d	d	d	Rd=convert_w2sf(Rs)	

Field name	Description
ICLASS	Instruction Class
Parse	Packet/Loop parse bits
d5	Field to encode register d
s5	Field to encode register s
MajOp	Major Opcode
MinOp	Minor Opcode
RegType	Register Type

Convert floating-point value to integer

Convert floating point values. If rounding is required, it happens according to the rounding mode unless the `:chop` option is specified. If the value is out of range of the destination integer type, the `INVALID` flag is raised and closest integer is chosen, including for infinite inputs. For NaN inputs, the `INVALID` flag is also raised, and the output value is `IMPLEMENTATION DEFINED`.

Syntax	Behavior
<code>Rd=convert_df2uw(Rss)</code>	<code>Rd = conv_df_to_4u(Rss).uw[0];</code>
<code>Rd=convert_df2uw(Rss):chop</code>	<code>round_to_zero();</code> <code>Rd = conv_df_to_4u(Rss).uw[0];</code>
<code>Rd=convert_df2w(Rss)</code>	<code>Rd = conv_df_to_4s(Rss).s32;</code>
<code>Rd=convert_df2w(Rss):chop</code>	<code>round_to_zero();</code> <code>Rd = conv_df_to_4s(Rss).s32;</code>
<code>Rd=convert_sf2uw(Rs)</code>	<code>Rd = conv_sf_to_4u(Rs).uw[0];</code>
<code>Rd=convert_sf2uw(Rs):chop</code>	<code>round_to_zero();</code> <code>Rd = conv_sf_to_4u(Rs).uw[0];</code>
<code>Rd=convert_sf2w(Rs)</code>	<code>Rd = conv_sf_to_4s(Rs).s32;</code>
<code>Rd=convert_sf2w(Rs):chop</code>	<code>round_to_zero();</code> <code>Rd = conv_sf_to_4s(Rs).s32;</code>
<code>Rdd=convert_df2d(Rss)</code>	<code>Rdd = conv_df_to_8s(Rss).s64;</code>
<code>Rdd=convert_df2d(Rss):chop</code>	<code>round_to_zero();</code> <code>Rdd = conv_df_to_8s(Rss).s64;</code>
<code>Rdd=convert_df2ud(Rss)</code>	<code>Rdd = conv_df_to_8u(Rss).u64;</code>
<code>Rdd=convert_df2ud(Rss):chop</code>	<code>round_to_zero();</code> <code>Rdd = conv_df_to_8u(Rss).u64;</code>
<code>Rdd=convert_sf2d(Rs)</code>	<code>Rdd = conv_sf_to_8s(Rs).s64;</code>
<code>Rdd=convert_sf2d(Rs):chop</code>	<code>round_to_zero();</code> <code>Rdd = conv_sf_to_8s(Rs).s64;</code>
<code>Rdd=convert_sf2ud(Rs)</code>	<code>Rdd = conv_sf_to_8u(Rs).u64;</code>
<code>Rdd=convert_sf2ud(Rs):chop</code>	<code>round_to_zero();</code> <code>Rdd = conv_sf_to_8u(Rs).u64;</code>

Class: XTYPE (slots 2,3)

Intrinsics

<code>Rd=convert_df2uw(Rss)</code>	<code>Word32 Q6_R_convert_df2uw_P(Word64 Rss)</code>
<code>Rd=convert_df2uw(Rss):chop</code>	<code>Word32 Q6_R_convert_df2uw_P_chop(Word64 Rss)</code>
<code>Rd=convert_df2w(Rss)</code>	<code>Word32 Q6_R_convert_df2w_P(Word64 Rss)</code>
<code>Rd=convert_df2w(Rss):chop</code>	<code>Word32 Q6_R_convert_df2w_P_chop(Word64 Rss)</code>
<code>Rd=convert_sf2uw(Rs)</code>	<code>Word32 Q6_R_convert_sf2uw_R(Word32 Rs)</code>
<code>Rd=convert_sf2uw(Rs):chop</code>	<code>Word32 Q6_R_convert_sf2uw_R_chop(Word32 Rs)</code>

Rd=convert_sf2w(Rs)	Word32 Q6_R_convert_sf2w_R(Word32 Rs)
Rd=convert_sf2w(Rs):chop	Word32 Q6_R_convert_sf2w_R_chop(Word32 Rs)
Rdd=convert_df2d(Rss)	Word64 Q6_P_convert_df2d_P(Word64 Rss)
Rdd=convert_df2d(Rss):chop	Word64 Q6_P_convert_df2d_P_chop(Word64 Rss)
Rdd=convert_df2ud(Rss)	Word64 Q6_P_convert_df2ud_P(Word64 Rss)
Rdd=convert_df2ud(Rss):chop	Word64 Q6_P_convert_df2ud_P_chop(Word64 Rss)
Rdd=convert_sf2d(Rs)	Word64 Q6_P_convert_sf2d_R(Word32 Rs)
Rdd=convert_sf2d(Rs):chop	Word64 Q6_P_convert_sf2d_R_chop(Word32 Rs)
Rdd=convert_sf2ud(Rs)	Word64 Q6_P_convert_sf2ud_R(Word32 Rs)
Rdd=convert_sf2ud(Rs):chop	Word64 Q6_P_convert_sf2ud_R_chop(Word32 Rs)

Encoding

31	30	29	28	27	26	25	24	23	22	21	20	19	18	17	16	15	14	13	12	11	10	9	8	7	6	5	4	3	2	1	0	
ICLASS			RegType				MajOp		s5					Parse			MinOp			d5												
1	0	0	0	0	0	0	0	1	1	1	s	s	s	s	s	P	P	0	-	-	-	-	-	0	0	0	d	d	d	d	d	Rdd=convert_df2d(Rss)
1	0	0	0	0	0	0	0	1	1	1	s	s	s	s	s	P	P	0	-	-	-	-	-	0	0	1	d	d	d	d	d	Rdd=convert_df2ud(Rss)
1	0	0	0	0	0	0	0	1	1	1	s	s	s	s	s	P	P	0	-	-	-	-	-	1	1	0	d	d	d	d	d	Rdd=convert_df2d(Rss):chop
1	0	0	0	0	0	0	0	1	1	1	s	s	s	s	s	P	P	0	-	-	-	-	-	1	1	1	d	d	d	d	d	Rdd=convert_df2ud(Rss):chop
1	0	0	0	0	1	0	0	1	-	-	s	s	s	s	s	P	P	-	-	-	-	-	-	0	1	1	d	d	d	d	d	Rdd=convert_sf2ud(Rs)
1	0	0	0	0	1	0	0	1	-	-	s	s	s	s	s	P	P	-	-	-	-	-	-	1	0	0	d	d	d	d	d	Rdd=convert_sf2d(Rs)
1	0	0	0	0	1	0	0	1	-	-	s	s	s	s	s	P	P	-	-	-	-	-	-	1	0	1	d	d	d	d	d	Rdd=convert_sf2ud(Rs):chop
1	0	0	0	0	1	0	0	1	-	-	s	s	s	s	s	P	P	-	-	-	-	-	-	1	1	0	d	d	d	d	d	Rdd=convert_sf2d(Rs):chop
1	0	0	0	1	0	0	0	0	1	1	s	s	s	s	s	P	P	-	-	-	-	-	-	0	0	1	d	d	d	d	d	Rd=convert_df2uw(Rss)
1	0	0	0	1	0	0	0	1	0	0	s	s	s	s	s	P	P	-	-	-	-	-	-	0	0	1	d	d	d	d	d	Rd=convert_df2w(Rss)
1	0	0	0	1	0	0	0	1	0	1	s	s	s	s	s	P	P	-	-	-	-	-	-	0	0	1	d	d	d	d	d	Rd=convert_df2uw(Rss):chop
1	0	0	0	1	0	0	0	1	1	1	s	s	s	s	s	P	P	-	-	-	-	-	-	0	0	1	d	d	d	d	d	Rd=convert_df2w(Rss):chop
1	0	0	0	1	0	1	1	0	1	1	s	s	s	s	s	P	P	-	-	-	-	-	-	0	0	0	d	d	d	d	d	Rd=convert_sf2uw(Rs)
1	0	0	0	1	0	1	1	0	1	1	s	s	s	s	s	P	P	-	-	-	-	-	-	0	0	1	d	d	d	d	d	Rd=convert_sf2uw(Rs):chop
1	0	0	0	1	0	1	1	1	0	0	s	s	s	s	s	P	P	-	-	-	-	-	-	0	0	0	d	d	d	d	d	Rd=convert_sf2w(Rs)
1	0	0	0	1	0	1	1	1	0	0	s	s	s	s	s	P	P	-	-	-	-	-	-	0	0	1	d	d	d	d	d	Rd=convert_sf2w(Rs):chop

Field name	Description
ICLASS	Instruction Class
Parse	Packet/Loop parse bits
d5	Field to encode register d
s5	Field to encode register s
MajOp	Major Opcode
MinOp	Minor Opcode
RegType	Register Type

Floating point extreme value assistance

For divide and square root routines, certain values are problematic for the default routine. These instructions appropriately fix up the numerator (fixupn), denominator (fixupd), or radicand (fixupr) for proper calculations when combined with the divide or square root approximation instructions.

Syntax

Rd=sffixupd(Rs,Rt)

Rd=sffixupn(Rs,Rt)

Rd=sffixupr(Rs)

Behavior

(Rs,Rt,Rd,adjust)=recip_common(Rs,Rt);
Rd = Rt;

(Rs,Rt,Rd,adjust)=recip_common(Rs,Rt);
Rd = Rs;

(Rs,Rd,adjust)=invsqrt_common(Rs);
Rd = Rs;

Class: XTYPE (slots 2,3)

Intrinsics

Rd=sffixupd(Rs,Rt)

Word32 Q6_R_sffixupd_RR(Word32 Rs, Word32 Rt)

Rd=sffixupn(Rs,Rt)

Word32 Q6_R_sffixupn_RR(Word32 Rs, Word32 Rt)

Rd=sffixupr(Rs)

Word32 Q6_R_sffixupr_R(Word32 Rs)

Encoding

31	30	29	28	27	26	25	24	23	22	21	20	19	18	17	16	15	14	13	12	11	10	9	8	7	6	5	4	3	2	1	0	
ICLASS				RegType			MajOp		s5					Parse		MinOp			d5													
1	0	0	0	1	0	1	1	1	0	1	s	s	s	s	s	P	P	-	-	-	-	-	-	0	0	0	d	d	d	d	d	Rd=sffixupr(Rs)
ICLASS				RegType			MajOp		s5					Parse		t5			MinOp		d5											
1	1	1	0	1	0	1	1	1	1	0	s	s	s	s	s	P	P	0	t	t	t	t	t	0	0	0	d	d	d	d	d	Rd=sffixupn(Rs,Rt)
1	1	1	0	1	0	1	1	1	1	0	s	s	s	s	s	P	P	0	t	t	t	t	t	0	0	1	d	d	d	d	d	Rd=sffixupd(Rs,Rt)

Field name	Description
ICLASS	Instruction Class
MajOp	Major Opcode
MinOp	Minor Opcode
RegType	Register Type
Parse	Packet/Loop parse bits
d5	Field to encode register d
s5	Field to encode register s
t5	Field to encode register t
MajOp	Major Opcode
MinOp	Minor Opcode
RegType	Register Type

Floating point fused multiply-add

Multiply two values, and add to (or subtract from) the accumulator. Full intermediate precision is kept.

Syntax

```
Rx+=sfmpy (Rs, Rt)
```

```
Rx-=sfmpy (Rs, Rt)
```

Behavior

```
Rx=fmaf (Rs, Rt, Rx) ;
```

```
Rx=fmaf (-Rs, Rt, Rx) ;
```

Class: XTYPE (slots 2,3)

Intrinsics

```
Rx+=sfmpy (Rs, Rt)
```

```
Word32 Q6_R_sfmpyacc_RR(Word32 Rx, Word32 Rs,
Word32 Rt)
```

```
Rx-=sfmpy (Rs, Rt)
```

```
Word32 Q6_R_sfmpynac_RR(Word32 Rx, Word32 Rs,
Word32 Rt)
```

Encoding

31	30	29	28	27	26	25	24	23	22	21	20	19	18	17	16	15	14	13	12	11	10	9	8	7	6	5	4	3	2	1	0	
ICLASS				RegType				MajOp				s5					Parse		t5					MinOp			x5					
1	1	1	0	1	1	1	1	0	0	0	s	s	s	s	s	P	P	0	t	t	t	t	t	1	0	0	x	x	x	x	x	Rx+=sfmpy(Rs,Rt)
1	1	1	0	1	1	1	1	0	0	0	s	s	s	s	s	P	P	0	t	t	t	t	t	1	0	1	x	x	x	x	x	Rx-=sfmpy(Rs,Rt)

Field name	Description
ICLASS	Instruction Class
MajOp	Major Opcode
MinOp	Minor Opcode
RegType	Register Type
Parse	Packet/Loop parse bits
s5	Field to encode register s
t5	Field to encode register t
x5	Field to encode register x

Floating point fused multiply-add with scaling

Multiply two values, and add to (or subtract from) the accumulator. Full intermediate precision is kept. Additionally, scale the output. This instruction has special handling of corner cases. If a multiplicand source is zero and a NaN is not produced, the accumulator is left unchanged; this means the sign of a zero accumulator does not change if the product is a true zero. The scaling factor is the predicate taken as a two's complement number for single precision. The scaling factor is twice the predicate taken as a two's complement number for double precision. The implementation may change denormal accumulator values to zero for positive scale factors.

Syntax

```
Rx+=sfmpy(Rs,Rt,Pu):scale
```

Behavior

```
PREDUSE_TIMING;
if (isnan(Rx) || isnan(Rs) || isnan(Rt)) Rx =
NaN;
;
tmp=fmaf(Rs,Rt,Rx) * 2**(Pu);
if (!(Rx == 0.0) && is_true_zero(Rs*Rt)) Rx =
tmp;
```

Class: XTYPE (slots 2,3)

Intrinsics

```
Rx+=sfmpy(Rs,Rt,Pu):scale
```

```
Word32 Q6_R_sfmpyacc_RRp_scale(Word32 Rx, Word32
Rs, Word32 Rt, Byte Pu)
```

Encoding

31	30	29	28	27	26	25	24	23	22	21	20	19	18	17	16	15	14	13	12	11	10	9	8	7	6	5	4	3	2	1	0	
ICLASS				RegType				MajOp				s5					Parse		t5					u2		x5						
1	1	1	0	1	1	1	1	0	1	1	s	s	s	s	s	P	P	0	t	t	t	t	t	1	u	u	x	x	x	x	x	Rx+=sfmpy(Rs,Rt,Pu):scale

Field name	Description
ICLASS	Instruction Class
MajOp	Major Opcode
MinOp	Minor Opcode
RegType	Register Type
Parse	Packet/Loop parse bits
s5	Field to encode register s
t5	Field to encode register t
u2	Field to encode register u
x5	Field to encode register x

Floating point reciprocal square root approximation

Provides an approximation of the reciprocal square root of the radicand (Rs), if combined with the appropriate fixup instruction. Certain values (such as infinities or zeros) in the numerator or denominator may yield values that are not reciprocal approximations, but yield the correct answer when combined with fixup instructions and the appropriate routines.

For compatibility, exact results of these instructions cannot be relied on. The precision of the approximation for this architecture and later is at least 6.6 bits.

Syntax

```
Rd, Pe=sfinvsqrta(Rs)
```

Behavior

```
if ((Rs,Rd,adjust)=invsqrt_common(Rs)) {
    Pe = adjust;
    idx = (Rs >> 17) & 0x7f;
    mant = (invsqrt_lut[idx] << 15);
    exp = 127 - ((exponent(Rs) - 127) >> 1) - 1;
    Rd = -1**Rs.31 * 1.MANT * 2**(exp-BIAS);
}
```

Class: XTYPE (slots 2,3)

Notes

- This instruction provides a certain amount of accuracy. In future versions the accuracy may increase. For future compatibility, dependence on exact values must be avoided.
- The predicate generated by this instruction cannot be used as a .new predicate, nor can it be automatically AND'd with another predicate.

Encoding

31	30	29	28	27	26	25	24	23	22	21	20	19	18	17	16	15	14	13	12	11	10	9	8	7	6	5	4	3	2	1	0	
ICLASS				RegType			MajOp			s5					Parse		e2						d5									
1	0	0	0	1	0	1	1	1	1	1	s	s	s	s	s	P	P	-	-	-	-	-	-	0	e	e	d	d	d	d	d	Rd,Pe=sfinvsqrta(Rs)

Field name	Description
ICLASS	Instruction Class
Parse	Packet/Loop parse bits
d5	Field to encode register d
e2	Field to encode register e
s5	Field to encode register s
MajOp	Major Opcode
MinOp	Minor Opcode
RegType	Register Type

Floating point fused multiply-add for library routines

Multiply two values, and add to (or subtract from) the accumulator. Full intermediate precision is kept. This instruction has special handling of corner cases. Addition of infinities with opposite signs, or subtraction of infinities with like signs, is defined as (positive) zero. Rounding is always Nearest-Even, except that overflows to infinity round to maximal finite values. If a multiplicand source is zero and a NaN is not produced, the accumulator is left unchanged; this means the sign of a zero accumulator will not change if the product is a true zero. Flags and Exceptions are not generated.

Syntax

`Rx+=sfmpy(Rs,Rt):lib`

Behavior

```
round_to_nearest();
infminusinf = ((isinf(Rx)) && (isinf(Rs*Rt)) && (Rs ^ Rx
^ Rt.31 != 0));
infinp = (isinf(Rx)) || (isinf(Rt)) || (isinf(Rs));
if (isnan(Rx) || isnan(Rs) || isnan(Rt)) Rx = NaN;
;
tmp=fmaf(Rs,Rt,Rx);
if (!(Rx == 0.0) && is_true_zero(Rs*Rt)) Rx = tmp;
cancel_flags();
if (isinf(Rx) && !infinp) Rx = Rx - 1;
if (infminusinf) Rx = 0;
```

`Rx-=sfmpy(Rs,Rt):lib`

```
round_to_nearest();
infminusinf = ((isinf(Rx)) && (isinf(Rs*Rt)) && (Rs ^ Rx
^ Rt.31 == 0));
infinp = (isinf(Rx)) || (isinf(Rt)) || (isinf(Rs));
if (isnan(Rx) || isnan(Rs) || isnan(Rt)) Rx = NaN;
;
tmp=fmaf(-Rs,Rt,Rx);
if (!(Rx == 0.0) && is_true_zero(Rs*Rt)) Rx = tmp;
cancel_flags();
if (isinf(Rx) && !infinp) Rx = Rx - 1;
if (infminusinf) Rx = 0;
```

Class: XTYPE (slots 2,3)

Intrinsics

`Rx+=sfmpy(Rs,Rt):lib`

`Word32 Q6_R_sfmpyacc_RR_lib(Word32 Rx, Word32 Rs, Word32 Rt)`

`Rx-=sfmpy(Rs,Rt):lib`

`Word32 Q6_R_sfmpynac_RR_lib(Word32 Rx, Word32 Rs, Word32 Rt)`

Encoding

31	30	29	28	27	26	25	24	23	22	21	20	19	18	17	16	15	14	13	12	11	10	9	8	7	6	5	4	3	2	1	0	
ICLASS				RegType				MajOp				s5				Parse				t5				MinOp				x5				
1	1	1	0	1	1	1	1	0	0	0	s	s	s	s	s	P	P	0	t	t	t	t	t	1	1	0	x	x	x	x	x	Rx+=sfmpy(Rs,Rt):lib
1	1	1	0	1	1	1	1	0	0	0	s	s	s	s	s	P	P	0	t	t	t	t	t	1	1	1	x	x	x	x	x	Rx-=sfmpy(Rs,Rt):lib

Field name	Description
ICLASS	Instruction Class
MajOp	Major Opcode
MinOp	Minor Opcode
RegType	Register Type
Parse	Packet/Loop parse bits
s5	Field to encode register s
t5	Field to encode register t
x5	Field to encode register x

Create floating-point constant

Using ten bits of immediate, form a floating-point constant.

Syntax

```
Rd=sfmake (#u10) :neg
```

```
Rd=sfmake (#u10) :pos
```

```
Rdd=dfmake (#u10) :neg
```

```
Rdd=dfmake (#u10) :pos
```

Behavior

```
Rd = (127 - 6) << 23;
Rd += (#u << 17);
Rd |= (1 << 31);
```

```
Rd = (127 - 6) << 23;
Rd += #u << 17;
```

```
Rdd = (1023ULL - 6) << 52;
Rdd += (#u) << 46;
Rdd |= ((1ULL) << 63);
```

```
Rdd = (1023ULL - 6) << 52;
Rdd += (#u) << 46;
```

Class: XTYPE (slots 2,3)

Intrinsics

```
Rd=sfmake (#u10) :neg
```

```
Rd=sfmake (#u10) :pos
```

```
Rdd=dfmake (#u10) :neg
```

```
Rdd=dfmake (#u10) :pos
```

```
Word32 Q6_R_sfmake_I_neg(Word32 Iu10)
```

```
Word32 Q6_R_sfmake_I_pos(Word32 Iu10)
```

```
Word64 Q6_P_dfmake_I_neg(Word32 Iu10)
```

```
Word64 Q6_P_dfmake_I_pos(Word32 Iu10)
```

Encoding

31	30	29	28	27	26	25	24	23	22	21	20	19	18	17	16	15	14	13	12	11	10	9	8	7	6	5	4	3	2	1	0	
ICLASS				RegType												Parse				MinOp				d5								
1	1	0	1	0	1	1	0	0	0	i	-	-	-	-	-	P	P	i	i	i	i	i	i	i	i	i	d	d	d	d	d	Rd=sfmake(#u10):pos
1	1	0	1	0	1	1	0	0	1	i	-	-	-	-	-	P	P	i	i	i	i	i	i	i	i	i	d	d	d	d	d	Rd=sfmake(#u10):neg
ICLASS				RegType												Parse				MinOp				d5								
1	1	0	1	1	0	0	1	0	0	i	-	-	-	-	-	P	P	i	i	i	i	i	i	i	i	i	d	d	d	d	d	Rdd=dfmake(#u10):pos
1	1	0	1	1	0	0	1	0	1	i	-	-	-	-	-	P	P	i	i	i	i	i	i	i	i	i	d	d	d	d	d	Rdd=dfmake(#u10):neg

Field name	Description
RegType	Register Type
MinOp	Minor Opcode
ICLASS	Instruction Class
Parse	Packet/Loop parse bits
d5	Field to encode register d

Floating point maximum

Maximum of two floating point values. If one value is a NaN, the other is chosen.

Syntax

```
Rd=sfmax(Rs,Rt)
```

Behavior

```
Rd = fmaxf(Rs,Rt);
```

Class: XTYPE (slots 2,3)

Intrinsics

```
Rd=sfmax(Rs,Rt)
```

```
Word32 Q6_R_sfmax_RR(Word32 Rs, Word32 Rt)
```

Encoding

31	30	29	28	27	26	25	24	23	22	21	20	19	18	17	16	15	14	13	12	11	10	9	8	7	6	5	4	3	2	1	0	
ICLASS				RegType			MajOp			s5					Parse		t5					MinOp			d5							
1	1	1	0	1	0	1	1	1	0	0	s	s	s	s	s	P	P	0	t	t	t	t	t	0	0	0	d	d	d	d	d	Rd=sfmax(Rs,Rt)

Field name	Description
ICLASS	Instruction Class
MajOp	Major Opcode
MinOp	Minor Opcode
RegType	Register Type
Parse	Packet/Loop parse bits
d5	Field to encode register d
s5	Field to encode register s
t5	Field to encode register t

Floating point minimum

Minimum of two floating point values. If one value is a NaN, the other is chosen.

Syntax

```
Rd=sfmin(Rs,Rt)
```

Behavior

```
Rd = fmin(Rs,Rt);
```

Class: XTYPE (slots 2,3)

Intrinsics

```
Rd=sfmin(Rs,Rt)
```

```
Word32 Q6_R_sfmin_RR(Word32 Rs, Word32 Rt)
```

Encoding

31	30	29	28	27	26	25	24	23	22	21	20	19	18	17	16	15	14	13	12	11	10	9	8	7	6	5	4	3	2	1	0	
ICLASS				RegType			MajOp			s5					Parse		t5					MinOp		d5								
1	1	1	0	1	0	1	1	1	0	0	s	s	s	s	s	P	P	0	t	t	t	t	t	0	0	1	d	d	d	d	d	Rd=sfmin(Rs,Rt)

Field name	Description
ICLASS	Instruction Class
MajOp	Major Opcode
MinOp	Minor Opcode
RegType	Register Type
Parse	Packet/Loop parse bits
d5	Field to encode register d
s5	Field to encode register s
t5	Field to encode register t

Floating point multiply

Multiply two floating point values.

Syntax

`Rd=sfmpy (Rs, Rt)`

Behavior

`Rd=Rs*Rt;`

Class: XTYPE (slots 2,3)

Intrinsics

`Rd=sfmpy (Rs, Rt)`

`Word32 Q6_R_sfmpy_RR(Word32 Rs, Word32 Rt)`

Encoding

31	30	29	28	27	26	25	24	23	22	21	20	19	18	17	16	15	14	13	12	11	10	9	8	7	6	5	4	3	2	1	0	
ICLASS				RegType			MajOp			s5					Parse		t5					MinOp			d5							
1	1	1	0	1	0	1	1	0	1	0	s	s	s	s	s	P	P	0	t	t	t	t	t	0	0	0	d	d	d	d	d	Rd=sfmpy(Rs,Rt)

Field name	Description
ICLASS	Instruction Class
MajOp	Major Opcode
MinOp	Minor Opcode
RegType	Register Type
Parse	Packet/Loop parse bits
d5	Field to encode register d
s5	Field to encode register s
t5	Field to encode register t

Floating point reciprocal approximation

Provides an approximation of the reciprocal of the denominator (Rt), if combined with the appropriate fixup instructions. Certain values (such as infinities or zeros) in the numerator or denominator may yield values that are not reciprocal approximations, but yield the correct answer when combined with fixup instructions and the appropriate routines.

For compatibility, exact results of these instructions cannot be relied on. The precision of the approximation for this architecture and later is at least 6.6 bits.

Syntax

```
Rd,Pe=sfrecipa(Rs,Rt)
```

Behavior

```
if ((Rs,Rt,Rd,adjust)=recip_common(Rs,Rt)) {
    Pe = adjust;
    idx = (Rt >> 16) & 0x7f;
    mant = (recip_lut[idx] << 15) | 1;
    exp = 127 - (exponent(Rt) - 127) - 1;
    Rd = -1**Rt.31 * 1.MANT * 2**(exp-BIAS);
}
```

Class: XTYPE (slots 2,3)

Notes

- This instruction provides a certain amount of accuracy. In future versions the accuracy may increase. For future compatibility, dependence on exact values must be avoided.
- The predicate generated by this instruction cannot be used as a .new predicate, nor can it be automatically AND'd with another predicate.

Encoding

31	30	29	28	27	26	25	24	23	22	21	20	19	18	17	16	15	14	13	12	11	10	9	8	7	6	5	4	3	2	1	0		
ICLASS				RegType			MajOp			s5					Parse		t5					e2		d5									
1	1	1	0	1	0	1	1	1	1	1	s	s	s	s	s	P	P	0	t	t	t	t	t	1	e	e	d	d	d	d	d	d	Rd,Pe=sfrecipa(Rs,Rt)

Field name	Description
ICLASS	Instruction Class
MajOp	Major Opcode
MinOp	Minor Opcode
RegType	Register Type
Parse	Packet/Loop parse bits
d5	Field to encode register d
e2	Field to encode register e
s5	Field to encode register s
t5	Field to encode register t

Floating point subtraction

Subtract two floating point values.

Syntax

$Rd = sfsub(Rs, Rt)$

$Rdd = dfsub(Rss, Rtt)$

Behavior

$Rd = Rs - Rt;$

$Rdd = Rss - Rtt;$

Class: XTYPE (slots 2,3)

Intrinsics

$Rd = sfsub(Rs, Rt)$

$Rdd = dfsub(Rss, Rtt)$

Word32 Q6_R_sfsub_RR(Word32 Rs, Word32 Rt)

Word64 Q6_P_dfsub_PP(Word64 Rss, Word64 Rtt)

Encoding

31	30	29	28	27	26	25	24	23	22	21	20	19	18	17	16	15	14	13	12	11	10	9	8	7	6	5	4	3	2	1	0	
ICLASS				RegType				MajOp				s5					Parse		t5					MinOp			d5					
1	1	1	0	1	0	0	0	1	0	0	s	s	s	s	s	P	P	0	t	t	t	t	t	0	1	1	d	d	d	d	d	Rdd=dfsud(Rss,Rtt)
1	1	1	0	1	0	1	1	0	0	0	s	s	s	s	s	P	P	0	t	t	t	t	t	0	0	1	d	d	d	d	d	Rd=sfsud(Rs,Rt)

Field name	Description
ICLASS	Instruction Class
MajOp	Major Opcode
MinOp	Minor Opcode
RegType	Register Type
Parse	Packet/Loop parse bits
d5	Field to encode register d
s5	Field to encode register s
t5	Field to encode register t

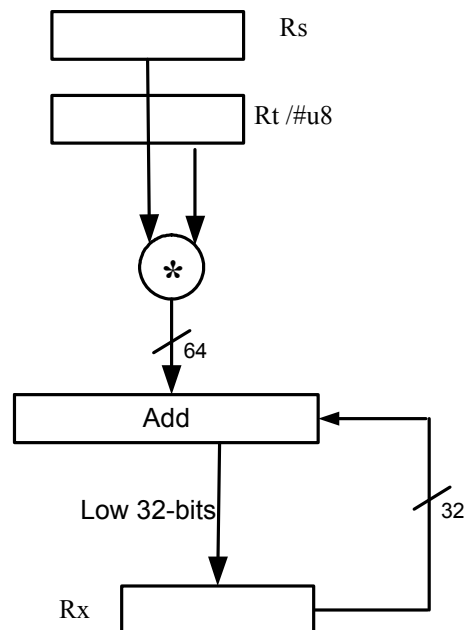
11.10.5 XTYPE/MPY

The XTYPE/MPY instruction subclass includes instructions which perform multiplication.

Multiply and use lower result

Multiply the signed 32-bit integer in *Rs* by either the signed 32-bit integer in *Rt* or an unsigned immediate value. The 64-bit result is optionally accumulated with the 32-bit destination, or added to an immediate. The least-significant 32-bits of the result are written to the single destination register.

This multiply produces the correct results for the ANSI C multiplication of two signed or unsigned integers with an integer result.



Syntax

`Rd=+mpyi (Rs, #u8)`

`Rd=-mpyi (Rs, #u8)`

`Rd=add (#u6, mpyi (Rs, #U6))`

`Rd=add (#u6, mpyi (Rs, Rt))`

`Rd=add (Ru, mpyi (#u6:2, Rs))`

`Rd=add (Ru, mpyi (Rs, #u6))`

Behavior

`apply_extension (#u);`
`Rd=Rs*#u;`

`Rd=Rs*-#u;`

`apply_extension (#u);`
`Rd = #u + Rs*#U;`

`apply_extension (#u);`
`Rd = #u + Rs*Rt;`

`Rd = Ru + Rs*#u;`
`;`

`apply_extension (#u);`
`Rd = Ru + Rs*#u;`
`;`

Syntax	Behavior
<code>Rd=mpyi (Rs, #m9)</code>	<pre>if ("((#m9<0) && (#m9>-256))") { Assembler mapped to: "Rd=-mpyi (Rs, #m9*(-1))"; } else { Assembler mapped to: "Rd+=mpyi (Rs, #m9)"; }</pre>
<code>Rd=mpyi (Rs, Rt)</code>	<code>Rd=Rs*Rt;</code>
<code>Rd=mpyui (Rs, Rt)</code>	Assembler mapped to: "Rd=mpyi (Rs, Rt) "
<code>Rx+=mpyi (Rs, #u8)</code>	<pre>apply_extension(#u); Rx=Rx + (Rs*#u); ;</pre>
<code>Rx+=mpyi (Rs, Rt)</code>	<pre>Rx=Rx + Rs*Rt; ;</pre>
<code>Rx-=mpyi (Rs, #u8)</code>	<pre>apply_extension(#u); Rx=Rx - (Rs*#u); ;</pre>
<code>Rx-=mpyi (Rs, Rt)</code>	<pre>Rx=Rx - Rs*Rt; ;</pre>
<code>Ry=add (Ru, mpyi (Ry, Rs))</code>	<pre>Ry = Ru + Rs*Ry; ;</pre>

Class: XTYPE (slots 2,3)

Intrinsics

<code>Rd=add (#u6, mpyi (Rs, #U6))</code>	<code>Word32 Q6_R_add_mpyi_IRI (Word32 Iu6, Word32 Rs, Word32 IU6)</code>
<code>Rd=add (#u6, mpyi (Rs, Rt))</code>	<code>Word32 Q6_R_add_mpyi_IRR (Word32 Iu6, Word32 Rs, Word32 Rt)</code>
<code>Rd=add (Ru, mpyi (#u6:2, Rs))</code>	<code>Word32 Q6_R_add_mpyi_RIR (Word32 Ru, Word32 Iu6_2, Word32 Rs)</code>
<code>Rd=add (Ru, mpyi (Rs, #u6))</code>	<code>Word32 Q6_R_add_mpyi_RRI (Word32 Ru, Word32 Rs, Word32 Iu6)</code>
<code>Rd=mpyi (Rs, #m9)</code>	<code>Word32 Q6_R_mpyi_RI (Word32 Rs, Word32 Im9)</code>
<code>Rd=mpyi (Rs, Rt)</code>	<code>Word32 Q6_R_mpyi_RR (Word32 Rs, Word32 Rt)</code>
<code>Rd=mpyui (Rs, Rt)</code>	<code>Word32 Q6_R_mpyui_RR (Word32 Rs, Word32 Rt)</code>
<code>Rx+=mpyi (Rs, #u8)</code>	<code>Word32 Q6_R_mpyiacc_RI (Word32 Rx, Word32 Rs, Word32 Iu8)</code>
<code>Rx+=mpyi (Rs, Rt)</code>	<code>Word32 Q6_R_mpyiacc_RR (Word32 Rx, Word32 Rs, Word32 Rt)</code>
<code>Rx-=mpyi (Rs, #u8)</code>	<code>Word32 Q6_R_mpyinac_RI (Word32 Rx, Word32 Rs, Word32 Iu8)</code>
<code>Rx-=mpyi (Rs, Rt)</code>	<code>Word32 Q6_R_mpyinac_RR (Word32 Rx, Word32 Rs, Word32 Rt)</code>
<code>Ry=add (Ru, mpyi (Ry, Rs))</code>	<code>Word32 Q6_R_add_mpyi_RRR (Word32 Ru, Word32 Ry, Word32 Rs)</code>

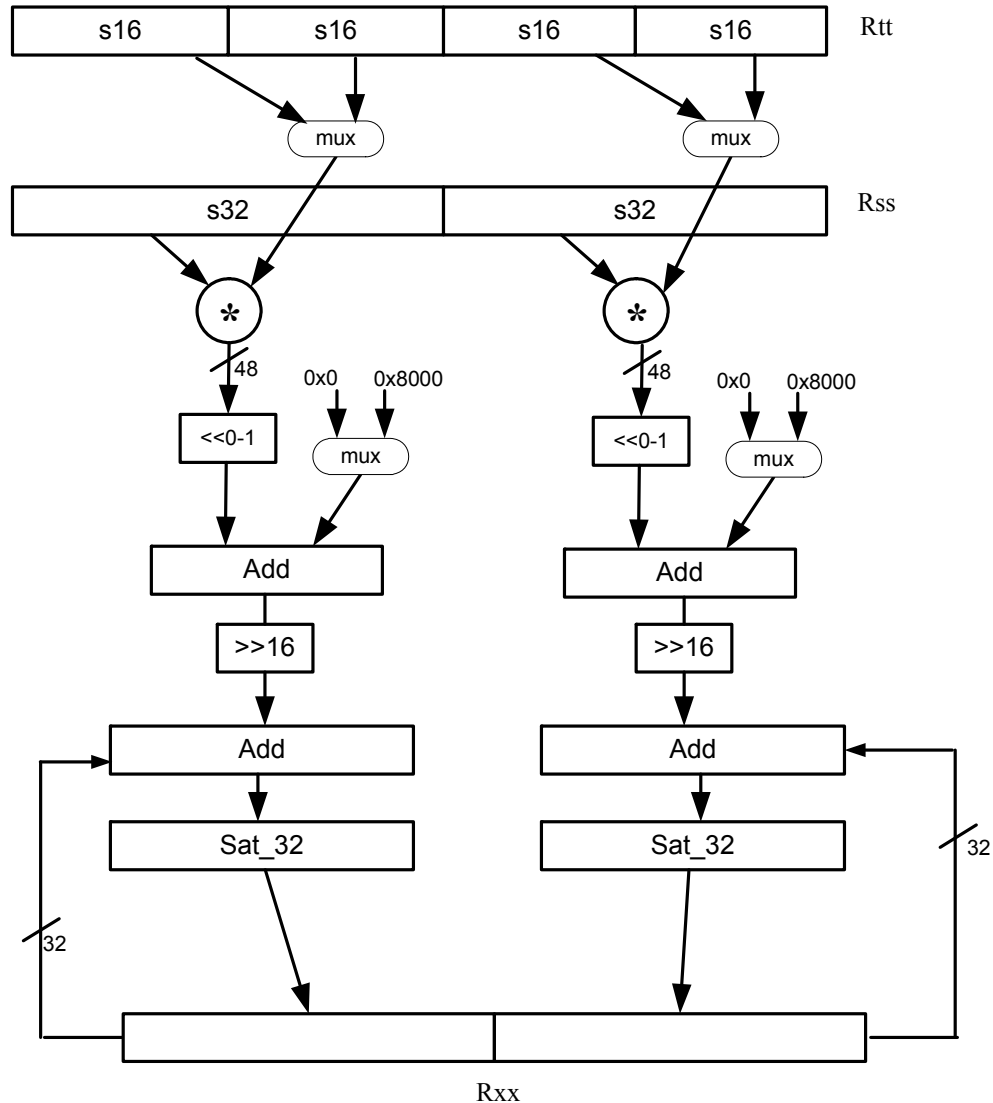
Encoding

31	30	29	28	27	26	25	24	23	22	21	20	19	18	17	16	15	14	13	12	11	10	9	8	7	6	5	4	3	2	1	0	
ICLASS			RegType									s5					Parse		t5					MinOp			d5					
1	1	0	1	0	1	1	1	0	i	i	s	s	s	s	s	P	P	i	t	t	t	t	t	i	i	i	d	d	d	d	d	
ICLASS			RegType									s5					Parse		d5													
1	1	0	1	1	0	0	0	1	i	i	s	s	s	s	s	P	P	i	d	d	d	d	d	i	i	i	l	l	l	l	l	
ICLASS			RegType									s5					Parse		d5					u5								
1	1	0	1	1	1	1	1	0	i	i	s	s	s	s	s	P	P	i	d	d	d	d	d	i	i	i	u	u	u	u	u	
1	1	0	1	1	1	1	1	1	i	i	s	s	s	s	s	P	P	i	d	d	d	d	d	i	i	i	u	u	u	u	u	
ICLASS			RegType				MajOp		s5					Parse		y5					u5											
1	1	1	0	0	0	1	1	0	0	0	s	s	s	s	s	P	P	-	y	y	y	y	y	-	-	-	u	u	u	u	u	
ICLASS			RegType				MajOp		s5					Parse		MinOp					d5											
1	1	1	0	0	0	0	0	0	-	-	s	s	s	s	s	P	P	0	i	i	i	i	i	i	i	i	d	d	d	d	d	
1	1	1	0	0	0	0	0	1	-	-	s	s	s	s	s	P	P	0	i	i	i	i	i	i	i	i	d	d	d	d	d	
ICLASS			RegType				MajOp		s5					Parse		MinOp					x5											
1	1	1	0	0	0	0	1	0	-	-	s	s	s	s	s	P	P	0	i	i	i	i	i	i	i	i	x	x	x	x	x	
1	1	1	0	0	0	0	1	1	-	-	s	s	s	s	s	P	P	0	i	i	i	i	i	i	i	i	x	x	x	x	x	
ICLASS			RegType				MajOp		s5					Parse		t5					MinOp			d5								
1	1	1	0	1	1	0	1	0	0	0	s	s	s	s	s	P	P	0	t	t	t	t	t	0	0	0	d	d	d	d	d	
ICLASS			RegType				MajOp		s5					Parse		t5					MinOp			x5								
1	1	1	0	1	1	1	1	0	0	0	s	s	s	s	s	P	P	0	t	t	t	t	t	0	0	0	x	x	x	x	x	
1	1	1	0	1	1	1	1	1	0	0	s	s	s	s	s	P	P	0	t	t	t	t	t	0	0	0	x	x	x	x	x	

Field name	Description
RegType	Register Type
MajOp	Major Opcode
MinOp	Minor Opcode
ICLASS	Instruction Class
MajOp	Major Opcode
MinOp	Minor Opcode
RegType	Register Type
Parse	Packet/Loop parse bits
d5	Field to encode register d
s5	Field to encode register s
t5	Field to encode register t
u5	Field to encode register u
x5	Field to encode register x
y5	Field to encode register y

Vector multiply word by signed half (32x16)

Perform mixed precision vector multiply operations. A 32-bit word from vector *Rss* is multiplied by a 16-bit halfword (either even or odd) from vector *Rtt*. The multiplication is performed as a signed 32x16, which produces a 48-bit result. This result is optionally scaled left by one bit. This result is then shifted right by 16 bits, optionally accumulated and then saturated to 32-bits. This operation is available in vector form (*vmpyweh/vmpywoh*) and non-vector form (*multiply* and *use upper result*).



Syntax

```
Rdd=vmpyweh (Rss, Rtt) [ :<<1 ] :rnd:
sat
```

Behavior

```
Rdd.w[1]=sat_32(((Rss.w[1] *
Rtt.h[2]) [<<1]+0x8000) >>16);
Rdd.w[0]=sat_32(((Rss.w[0] *
Rtt.h[0]) [<<1]+0x8000) >>16);
```

Syntax	Behavior
<code>Rdd=vmpyweh(Rss,Rtt) [:<<1] :sat</code>	<pre>Rdd.w[1]=sat_32((Rss.w[1] * Rtt.h[2]) [<<1] >>16); Rdd.w[0]=sat_32((Rss.w[0] * Rtt.h[0]) [<<1] >>16);</pre>
<code>Rdd=vmpywoh(Rss,Rtt) [:<<1] :rnd: sat</code>	<pre>Rdd.w[1]=sat_32((Rss.w[1] * Rtt.h[3]) [<<1]+0x8000) >>16); Rdd.w[0]=sat_32((Rss.w[0] * Rtt.h[1]) [<<1]+0x8000) >>16);</pre>
<code>Rdd=vmpywoh(Rss,Rtt) [:<<1] :sat</code>	<pre>Rdd.w[1]=sat_32((Rss.w[1] * Rtt.h[3]) [<<1] >>16); Rdd.w[0]=sat_32((Rss.w[0] * Rtt.h[1]) [<<1] >>16);</pre>
<code>Rxx+=vmpyweh(Rss,Rtt) [:<<1] :rnd: : sat</code>	<pre>Rxx.w[1]=sat_32(Rxx.w[1] + ((Rss.w[1] * Rtt.h[2]) [<<1]+0x8000) >>16)); Rxx.w[0]=sat_32(Rxx.w[0] + ((Rss.w[0] * Rtt.h[0]) [<<1]+0x8000) >>16)); ;</pre>
<code>Rxx+=vmpyweh(Rss,Rtt) [:<<1] :sat</code>	<pre>Rxx.w[1]=sat_32(Rxx.w[1] + ((Rss.w[1] * Rtt.h[2]) [<<1] >>16)); Rxx.w[0]=sat_32(Rxx.w[0] + ((Rss.w[0] * Rtt.h[0]) [<<1] >>16)); ;</pre>
<code>Rxx+=vmpywoh(Rss,Rtt) [:<<1] :rnd: : sat</code>	<pre>Rxx.w[1]=sat_32(Rxx.w[1] + ((Rss.w[1] * Rtt.h[3]) [<<1]+0x8000) >>16)); Rxx.w[0]=sat_32(Rxx.w[0] + ((Rss.w[0] * Rtt.h[1]) [<<1]+0x8000) >>16)); ;</pre>
<code>Rxx+=vmpywoh(Rss,Rtt) [:<<1] :sat</code>	<pre>Rxx.w[1]=sat_32(Rxx.w[1] + ((Rss.w[1] * Rtt.h[3]) [<<1] >>16)); Rxx.w[0]=sat_32(Rxx.w[0] + ((Rss.w[0] * Rtt.h[1]) [<<1] >>16)); ;</pre>

Class: XTYPE (slots 2,3)

Notes

- If saturation occurs during execution of this instruction (a result is clamped to either maximum or minimum values), the OVF bit in the Status Register is set. OVF remains set until explicitly cleared by a transfer to SR.

Intrinsics

Rdd=vmpyweh(Rss,Rtt):<<1:rnd:sat	Word64 Q6_P_vmpyweh_PP_s1_rnd_sat(Word64 Rss, Word64 Rtt)
Rdd=vmpyweh(Rss,Rtt):<<1:sat	Word64 Q6_P_vmpyweh_PP_s1_sat(Word64 Rss, Word64 Rtt)
Rdd=vmpyweh(Rss,Rtt):rnd:sat	Word64 Q6_P_vmpyweh_PP_rnd_sat(Word64 Rss, Word64 Rtt)
Rdd=vmpyweh(Rss,Rtt):sat	Word64 Q6_P_vmpyweh_PP_sat(Word64 Rss, Word64 Rtt)
Rdd=vmpywoh(Rss,Rtt):<<1:rnd:sat	Word64 Q6_P_vmpywoh_PP_s1_rnd_sat(Word64 Rss, Word64 Rtt)
Rdd=vmpywoh(Rss,Rtt):<<1:sat	Word64 Q6_P_vmpywoh_PP_s1_sat(Word64 Rss, Word64 Rtt)
Rdd=vmpywoh(Rss,Rtt):rnd:sat	Word64 Q6_P_vmpywoh_PP_rnd_sat(Word64 Rss, Word64 Rtt)
Rdd=vmpywoh(Rss,Rtt):sat	Word64 Q6_P_vmpywoh_PP_sat(Word64 Rss, Word64 Rtt)
Rxx+=vmpyweh(Rss,Rtt):<<1:rnd:sat	Word64 Q6_P_vmpywehacc_PP_s1_rnd_sat(Word64 Rxx, Word64 Rss, Word64 Rtt)
Rxx+=vmpyweh(Rss,Rtt):<<1:sat	Word64 Q6_P_vmpywehacc_PP_s1_sat(Word64 Rxx, Word64 Rss, Word64 Rtt)
Rxx+=vmpyweh(Rss,Rtt):rnd:sat	Word64 Q6_P_vmpywehacc_PP_rnd_sat(Word64 Rxx, Word64 Rss, Word64 Rtt)
Rxx+=vmpyweh(Rss,Rtt):sat	Word64 Q6_P_vmpywehacc_PP_sat(Word64 Rxx, Word64 Rss, Word64 Rtt)
Rxx+=vmpywoh(Rss,Rtt):<<1:rnd:sat	Word64 Q6_P_vmpywohacc_PP_s1_rnd_sat(Word64 Rxx, Word64 Rss, Word64 Rtt)
Rxx+=vmpywoh(Rss,Rtt):<<1:sat	Word64 Q6_P_vmpywohacc_PP_s1_sat(Word64 Rxx, Word64 Rss, Word64 Rtt)
Rxx+=vmpywoh(Rss,Rtt):rnd:sat	Word64 Q6_P_vmpywohacc_PP_rnd_sat(Word64 Rxx, Word64 Rss, Word64 Rtt)
Rxx+=vmpywoh(Rss,Rtt):sat	Word64 Q6_P_vmpywohacc_PP_sat(Word64 Rxx, Word64 Rss, Word64 Rtt)

Encoding

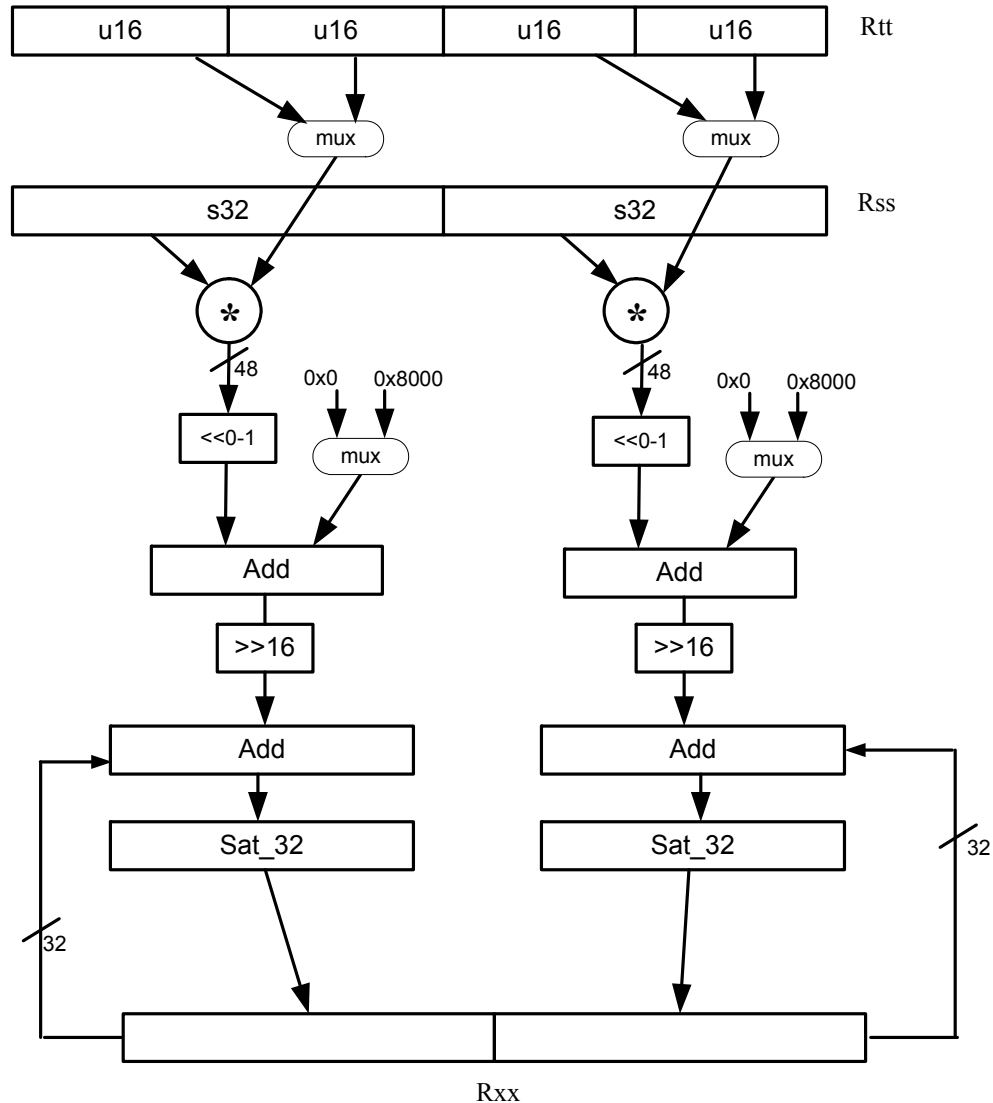
31	30	29	28	27	26	25	24	23	22	21	20	19	18	17	16	15	14	13	12	11	10	9	8	7	6	5	4	3	2	1	0	
IClass				RegType				MajOp				s5				Parse		t5				MinOp			d5							
1	1	1	0	1	0	0	0	N	0	0	s	s	s	s	s	P	P	0	t	t	t	t	t	1	0	1	d	d	d	d	d	Rdd=vmpyweh(Rss,Rtt):<<Nj:sat
1	1	1	0	1	0	0	0	N	0	0	s	s	s	s	s	P	P	0	t	t	t	t	t	1	1	1	d	d	d	d	d	Rdd=vmpywoh(Rss,Rtt):<<Nj:sat
1	1	1	0	1	0	0	0	N	0	1	s	s	s	s	s	P	P	0	t	t	t	t	t	1	0	1	d	d	d	d	d	Rdd=vmpyweh(Rss,Rtt):<<Nj:rnd:sat
1	1	1	0	1	0	0	0	N	0	1	s	s	s	s	s	P	P	0	t	t	t	t	t	1	1	1	d	d	d	d	d	Rdd=vmpywoh(Rss,Rtt):<<Nj:rnd:sat

31	30	29	28	27	26	25	24	23	22	21	20	19	18	17	16	15	14	13	12	11	10	9	8	7	6	5	4	3	2	1	0	
ICLASS				RegType				MajOp				s5					Parse		t5					MinOp			x5					
1	1	1	0	1	0	1	0	N	0	0	s	s	s	s	s	P	P	0	t	t	t	t	t	1	0	1	x	x	x	x	x	Rxx+=vmpyweh(Rss,Rtt):<<N>:sat
1	1	1	0	1	0	1	0	N	0	0	s	s	s	s	s	P	P	0	t	t	t	t	t	1	1	1	x	x	x	x	x	Rxx+=vmpywoh(Rss,Rtt):<<N>:sat
1	1	1	0	1	0	1	0	N	0	1	s	s	s	s	s	P	P	0	t	t	t	t	t	1	0	1	x	x	x	x	x	Rxx+=vmpyweh(Rss,Rtt):<<N>:md:sat
1	1	1	0	1	0	1	0	N	0	1	s	s	s	s	s	P	P	0	t	t	t	t	t	1	1	1	x	x	x	x	x	Rxx+=vmpywoh(Rss,Rtt):<<N>:md:sat

Field name	Description
ICLASS	Instruction Class
MajOp	Major Opcode
MinOp	Minor Opcode
RegType	Register Type
Parse	Packet/Loop parse bits
d5	Field to encode register d
s5	Field to encode register s
t5	Field to encode register t
x5	Field to encode register x

Vector multiply word by unsigned half (32x16)

Perform mixed precision vector multiply operations. A 32-bit signed word from vector Rss is multiplied by a 16-bit unsigned halfword (either odd or even) from vector Rtt. This multiplication produces a 48-bit result. This result is optionally scaled left by one bit, and then a rounding constant is optionally added to the lower 16 bits. This result is then shifted right by 16 bits, optionally accumulated and then saturated to 32 bits. This is a dual vector operation and is performed for both high and low word of Rss.



Syntax

```
Rdd=vmpyweuh(Rss,Rtt)[:<<1]:rnd:sat
```

Behavior

```
Rdd.w[1]=sat_32(((Rss.w[1] *
Rtt.uh[2])<<1+0x8000)>>16);
Rdd.w[0]=sat_32(((Rss.w[0] *
Rtt.uh[0])<<1+0x8000)>>16);
```

Syntax	Behavior
<code>Rdd=vmpyweuh(Rss,Rtt) [:<<1] :sat</code>	<code>Rdd.w[1]=sat_32((Rss.w[1] * Rtt.uh[2]) [<<1] >>16); Rdd.w[0]=sat_32((Rss.w[0] * Rtt.uh[0]) [<<1] >>16);</code>
<code>Rdd=vmpywouh(Rss,Rtt) [:<<1] :rnd:sat</code>	<code>Rdd.w[1]=sat_32((Rss.w[1] * Rtt.uh[3]) [<<1]+0x8000) >>16); Rdd.w[0]=sat_32((Rss.w[0] * Rtt.uh[1]) [<<1]+0x8000) >>16);</code>
<code>Rdd=vmpywouh(Rss,Rtt) [:<<1] :sat</code>	<code>Rdd.w[1]=sat_32((Rss.w[1] * Rtt.uh[3]) [<<1] >>16); Rdd.w[0]=sat_32((Rss.w[0] * Rtt.uh[1]) [<<1] >>16);</code>
<code>Rxx+=vmpyweuh(Rss,Rtt) [:<<1] :rnd:sat</code>	<code>Rxx.w[1]=sat_32(Rxx.w[1] + ((Rss.w[1] * Rtt.uh[2]) [<<1]+0x8000) >>16)); Rxx.w[0]=sat_32(Rxx.w[0] + ((Rss.w[0] * Rtt.uh[0]) [<<1]+0x8000) >>16)); ;</code>
<code>Rxx+=vmpyweuh(Rss,Rtt) [:<<1] :sat</code>	<code>Rxx.w[1]=sat_32(Rxx.w[1] + ((Rss.w[1] * Rtt.uh[2]) [<<1] >>16)); Rxx.w[0]=sat_32(Rxx.w[0] + ((Rss.w[0] * Rtt.uh[0]) [<<1] >>16)); ;</code>
<code>Rxx+=vmpywouh(Rss,Rtt) [:<<1] :rnd:sat</code>	<code>Rxx.w[1]=sat_32(Rxx.w[1] + ((Rss.w[1] * Rtt.uh[3]) [<<1]+0x8000) >>16)); Rxx.w[0]=sat_32(Rxx.w[0] + ((Rss.w[0] * Rtt.uh[1]) [<<1]+0x8000) >>16)); ;</code>
<code>Rxx+=vmpywouh(Rss,Rtt) [:<<1] :sat</code>	<code>Rxx.w[1]=sat_32(Rxx.w[1] + ((Rss.w[1] * Rtt.uh[3]) [<<1] >>16)); Rxx.w[0]=sat_32(Rxx.w[0] + ((Rss.w[0] * Rtt.uh[1]) [<<1] >>16)); ;</code>

Class: XTYPE (slots 2,3)

Notes

- If saturation occurs during execution of this instruction (a result is clamped to either maximum or minimum values), the OVF bit in the Status Register is set. OVF remains set until explicitly cleared by a transfer to SR.

Intrinsics

Rdd=vmpyweuh(Rss,Rtt):<<1:rnd:sat	Word64 Q6_P_vmpyweuh_PP_s1_rnd_sat(Word64 Rss, Word64 Rtt)
Rdd=vmpyweuh(Rss,Rtt):<<1:sat	Word64 Q6_P_vmpyweuh_PP_s1_sat(Word64 Rss, Word64 Rtt)
Rdd=vmpyweuh(Rss,Rtt):rnd:sat	Word64 Q6_P_vmpyweuh_PP_rnd_sat(Word64 Rss, Word64 Rtt)
Rdd=vmpyweuh(Rss,Rtt):sat	Word64 Q6_P_vmpyweuh_PP_sat(Word64 Rss, Word64 Rtt)
Rdd=vmpywouh(Rss,Rtt):<<1:rnd:sat	Word64 Q6_P_vmpywouh_PP_s1_rnd_sat(Word64 Rss, Word64 Rtt)
Rdd=vmpywouh(Rss,Rtt):<<1:sat	Word64 Q6_P_vmpywouh_PP_s1_sat(Word64 Rss, Word64 Rtt)
Rdd=vmpywouh(Rss,Rtt):rnd:sat	Word64 Q6_P_vmpywouh_PP_rnd_sat(Word64 Rss, Word64 Rtt)
Rdd=vmpywouh(Rss,Rtt):sat	Word64 Q6_P_vmpywouh_PP_sat(Word64 Rss, Word64 Rtt)
Rxx+=vmpyweuh(Rss,Rtt):<<1:rnd:sat	Word64 Q6_P_vmpyweuhacc_PP_s1_rnd_sat(Word64 Rxx, Word64 Rss, Word64 Rtt)
Rxx+=vmpyweuh(Rss,Rtt):<<1:sat	Word64 Q6_P_vmpyweuhacc_PP_s1_sat(Word64 Rxx, Word64 Rss, Word64 Rtt)
Rxx+=vmpyweuh(Rss,Rtt):rnd:sat	Word64 Q6_P_vmpyweuhacc_PP_rnd_sat(Word64 Rxx, Word64 Rss, Word64 Rtt)
Rxx+=vmpyweuh(Rss,Rtt):sat	Word64 Q6_P_vmpyweuhacc_PP_sat(Word64 Rxx, Word64 Rss, Word64 Rtt)
Rxx+=vmpywouh(Rss,Rtt):<<1:rnd:sat	Word64 Q6_P_vmpywouhacc_PP_s1_rnd_sat(Word64 Rxx, Word64 Rss, Word64 Rtt)
Rxx+=vmpywouh(Rss,Rtt):<<1:sat	Word64 Q6_P_vmpywouhacc_PP_s1_sat(Word64 Rxx, Word64 Rss, Word64 Rtt)
Rxx+=vmpywouh(Rss,Rtt):rnd:sat	Word64 Q6_P_vmpywouhacc_PP_rnd_sat(Word64 Rxx, Word64 Rss, Word64 Rtt)
Rxx+=vmpywouh(Rss,Rtt):sat	Word64 Q6_P_vmpywouhacc_PP_sat(Word64 Rxx, Word64 Rss, Word64 Rtt)

Encoding

31	30	29	28	27	26	25	24	23	22	21	20	19	18	17	16	15	14	13	12	11	10	9	8	7	6	5	4	3	2	1	0	
IClass				RegType				MajOp				s5				Parse				t5				MinOp				d5				
1	1	1	0	1	0	0	0	N	1	0	s	s	s	s	s	P	P	0	t	t	t	t	t	1	0	1	d	d	d	d	d	Rdd=vmpyweuh(Rss,Rtt):<<N]:sat
1	1	1	0	1	0	0	0	N	1	0	s	s	s	s	s	P	P	0	t	t	t	t	t	1	1	1	d	d	d	d	d	Rdd=vmpywouh(Rss,Rtt):<<N]:sat
1	1	1	0	1	0	0	0	N	1	1	s	s	s	s	s	P	P	0	t	t	t	t	t	1	0	1	d	d	d	d	d	Rdd=vmpyweuh(Rss,Rtt):<<N]:rnd:sat
1	1	1	0	1	0	0	0	N	1	1	s	s	s	s	s	P	P	0	t	t	t	t	t	1	1	1	d	d	d	d	d	Rdd=vmpywouh(Rss,Rtt):<<N]:rnd:sat

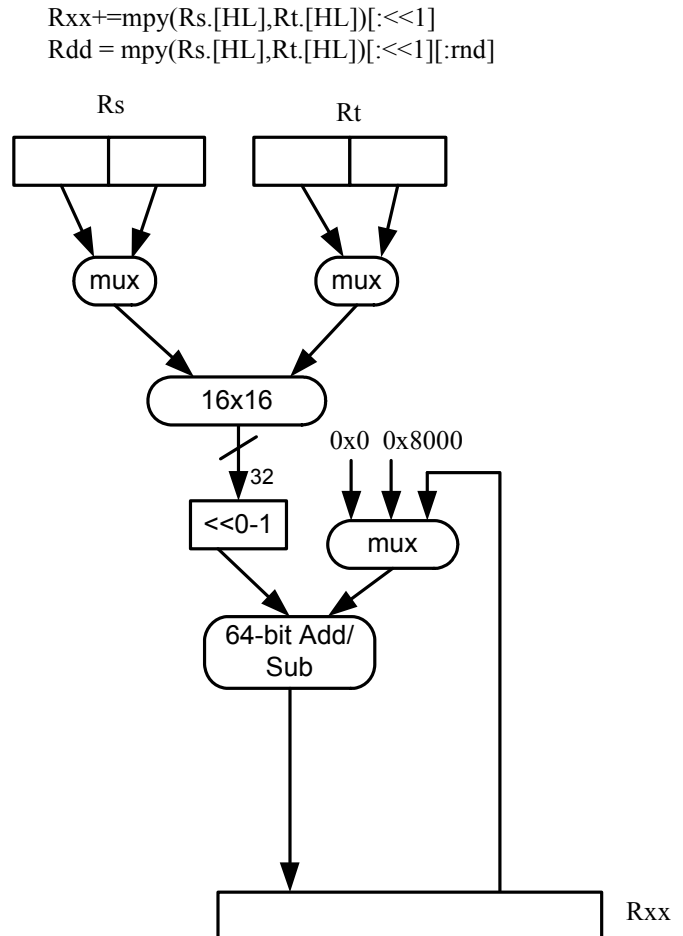
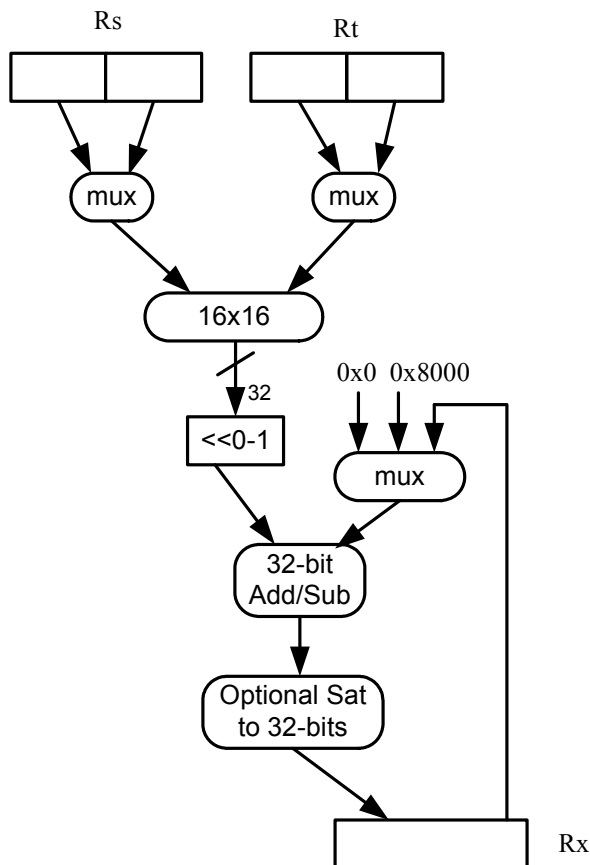
31	30	29	28	27	26	25	24	23	22	21	20	19	18	17	16	15	14	13	12	11	10	9	8	7	6	5	4	3	2	1	0	
ICLASS				RegType				MajOp				s5					Parse		t5					MinOp			x5					
1	1	1	0	1	0	1	0	N	1	0	s	s	s	s	s	P	P	0	t	t	t	t	t	1	0	1	x	x	x	x	x	Rxx+=vmpyweuh(Rss,Rtt): <<N>:sat
1	1	1	0	1	0	1	0	N	1	0	s	s	s	s	s	P	P	0	t	t	t	t	t	1	1	1	x	x	x	x	x	Rxx+=vmpywouh(Rss,Rtt): <<N>:sat
1	1	1	0	1	0	1	0	N	1	1	s	s	s	s	s	P	P	0	t	t	t	t	t	1	0	1	x	x	x	x	x	Rxx+=vmpyweuh(Rss,Rtt): <<N>:rnd:sat
1	1	1	0	1	0	1	0	N	1	1	s	s	s	s	s	P	P	0	t	t	t	t	t	1	1	1	x	x	x	x	x	Rxx+=vmpywouh(Rss,Rtt): <<N>:rnd:sat

Field name	Description
ICLASS	Instruction Class
MajOp	Major Opcode
MinOp	Minor Opcode
RegType	Register Type
Parse	Packet/Loop parse bits
d5	Field to encode register d
s5	Field to encode register s
t5	Field to encode register t
x5	Field to encode register x

Multiply signed halfwords

Multiply two signed halfwords. Optionally shift the multiplier result by 1 bit. This result can be accumulated or rounded. The destination/accumulator can be either 32 or 64 bits. For 32-bit results, saturation is optional.

$Rx += mpy(Rs.[HL], Rt.[HL])[:<<1][:sat]$
 $Rd = mpy(Rs.[HL], Rt.[HL])[:<<1][:rnd][:sat]$



Syntax

$Rd = mpy(Rs.[HL], Rt.[HL])[:<<1][:rnd][:sat]$

$Rdd = mpy(Rs.[HL], Rt.[HL])[:<<1][:rnd]$

$Rx += mpy(Rs.[HL], Rt.[HL])[:<<1][:sat]$

$Rx -= mpy(Rs.[HL], Rt.[HL])[:<<1][:sat]$

$Rxx += mpy(Rs.[HL], Rt.[HL])[:<<1]$

$Rxx -= mpy(Rs.[HL], Rt.[HL])[:<<1]$

Behavior

$Rd = [sat_32]([round]((Rs.h[01] * Rt.h[01])[:<<1]));$
 $;$

$Rdd = [round]((Rs.h[01] * Rt.h[01])[:<<1]);$
 $;$

$Rx = [sat_32](Rx + (Rs.h[01] * Rt.h[01])[:<<1]);$
 $;$

$Rx = [sat_32](Rx - (Rs.h[01] * Rt.h[01])[:<<1]);$
 $;$

$Rxx = Rxx + (Rs.h[01] * Rt.h[01])[:<<1];$
 $;$

$Rxx = Rxx - (Rs.h[01] * Rt.h[01])[:<<1];$
 $;$

Class: XTYPE (slots 2,3)**Notes**

- If saturation occurs during execution of this instruction (a result is clamped to either maximum or minimum values), the OVF bit in the Status Register is set. OVF remains set until explicitly cleared by a transfer to SR.

Intrinsics

Rd=mpy (Rs .H, Rt .H)	Word32 Q6_R_mpy_RhRh (Word32 Rs, Word32 Rt)
Rd=mpy (Rs .H, Rt .H) :<<1	Word32 Q6_R_mpy_RhRh_s1 (Word32 Rs, Word32 Rt)
Rd=mpy (Rs .H, Rt .H) :<<1:rnd	Word32 Q6_R_mpy_RhRh_s1_rnd (Word32 Rs, Word32 Rt)
Rd=mpy (Rs .H, Rt .H) :<<1:rnd:sat	Word32 Q6_R_mpy_RhRh_s1_rnd_sat (Word32 Rs, Word32 Rt)
Rd=mpy (Rs .H, Rt .H) :<<1:sat	Word32 Q6_R_mpy_RhRh_s1_sat (Word32 Rs, Word32 Rt)
Rd=mpy (Rs .H, Rt .H) :rnd	Word32 Q6_R_mpy_RhRh_rnd (Word32 Rs, Word32 Rt)
Rd=mpy (Rs .H, Rt .H) :rnd:sat	Word32 Q6_R_mpy_RhRh_rnd_sat (Word32 Rs, Word32 Rt)
Rd=mpy (Rs .H, Rt .H) :sat	Word32 Q6_R_mpy_RhRh_sat (Word32 Rs, Word32 Rt)
Rd=mpy (Rs .H, Rt .L)	Word32 Q6_R_mpy_RhRl (Word32 Rs, Word32 Rt)
Rd=mpy (Rs .H, Rt .L) :<<1	Word32 Q6_R_mpy_RhRl_s1 (Word32 Rs, Word32 Rt)
Rd=mpy (Rs .H, Rt .L) :<<1:rnd	Word32 Q6_R_mpy_RhRl_s1_rnd (Word32 Rs, Word32 Rt)
Rd=mpy (Rs .H, Rt .L) :<<1:rnd:sat	Word32 Q6_R_mpy_RhRl_s1_rnd_sat (Word32 Rs, Word32 Rt)
Rd=mpy (Rs .H, Rt .L) :<<1:sat	Word32 Q6_R_mpy_RhRl_s1_sat (Word32 Rs, Word32 Rt)
Rd=mpy (Rs .H, Rt .L) :rnd	Word32 Q6_R_mpy_RhRl_rnd (Word32 Rs, Word32 Rt)
Rd=mpy (Rs .H, Rt .L) :rnd:sat	Word32 Q6_R_mpy_RhRl_rnd_sat (Word32 Rs, Word32 Rt)
Rd=mpy (Rs .H, Rt .L) :sat	Word32 Q6_R_mpy_RhRl_sat (Word32 Rs, Word32 Rt)
Rd=mpy (Rs .L, Rt .H)	Word32 Q6_R_mpy_RlRh (Word32 Rs, Word32 Rt)
Rd=mpy (Rs .L, Rt .H) :<<1	Word32 Q6_R_mpy_RlRh_s1 (Word32 Rs, Word32 Rt)
Rd=mpy (Rs .L, Rt .H) :<<1:rnd	Word32 Q6_R_mpy_RlRh_s1_rnd (Word32 Rs, Word32 Rt)
Rd=mpy (Rs .L, Rt .H) :<<1:rnd:sat	Word32 Q6_R_mpy_RlRh_s1_rnd_sat (Word32 Rs, Word32 Rt)
Rd=mpy (Rs .L, Rt .H) :<<1:sat	Word32 Q6_R_mpy_RlRh_s1_sat (Word32 Rs, Word32 Rt)
Rd=mpy (Rs .L, Rt .H) :rnd	Word32 Q6_R_mpy_RlRh_rnd (Word32 Rs, Word32 Rt)
Rd=mpy (Rs .L, Rt .H) :rnd:sat	Word32 Q6_R_mpy_RlRh_rnd_sat (Word32 Rs, Word32 Rt)
Rd=mpy (Rs .L, Rt .H) :sat	Word32 Q6_R_mpy_RlRh_sat (Word32 Rs, Word32 Rt)
Rd=mpy (Rs .L, Rt .L)	Word32 Q6_R_mpy_RlRl (Word32 Rs, Word32 Rt)
Rd=mpy (Rs .L, Rt .L) :<<1	Word32 Q6_R_mpy_RlRl_s1 (Word32 Rs, Word32 Rt)
Rd=mpy (Rs .L, Rt .L) :<<1:rnd	Word32 Q6_R_mpy_RlRl_s1_rnd (Word32 Rs, Word32 Rt)
Rd=mpy (Rs .L, Rt .L) :<<1:rnd:sat	Word32 Q6_R_mpy_RlRl_s1_rnd_sat (Word32 Rs, Word32 Rt)
Rd=mpy (Rs .L, Rt .L) :<<1:sat	Word32 Q6_R_mpy_RlRl_s1_sat (Word32 Rs, Word32 Rt)

Rd=mpy(Rs.L,Rt.L):rnd	Word32 Q6_R_mpy_RlRl_rnd(Word32 Rs, Word32 Rt)
Rd=mpy(Rs.L,Rt.L):rnd:sat	Word32 Q6_R_mpy_RlRl_rnd_sat(Word32 Rs, Word32 Rt)
Rd=mpy(Rs.L,Rt.L):sat	Word32 Q6_R_mpy_RlRl_sat(Word32 Rs, Word32 Rt)
Rdd=mpy(Rs.H,Rt.H)	Word64 Q6_P_mpy_RhRh(Word32 Rs, Word32 Rt)
Rdd=mpy(Rs.H,Rt.H):<<1	Word64 Q6_P_mpy_RhRh_s1(Word32 Rs, Word32 Rt)
Rdd=mpy(Rs.H,Rt.H):<<1:rnd	Word64 Q6_P_mpy_RhRh_s1_rnd(Word32 Rs, Word32 Rt)
Rdd=mpy(Rs.H,Rt.H):rnd	Word64 Q6_P_mpy_RhRh_rnd(Word32 Rs, Word32 Rt)
Rdd=mpy(Rs.H,Rt.L)	Word64 Q6_P_mpy_RhRl(Word32 Rs, Word32 Rt)
Rdd=mpy(Rs.H,Rt.L):<<1	Word64 Q6_P_mpy_RhRl_s1(Word32 Rs, Word32 Rt)
Rdd=mpy(Rs.H,Rt.L):<<1:rnd	Word64 Q6_P_mpy_RhRl_s1_rnd(Word32 Rs, Word32 Rt)
Rdd=mpy(Rs.H,Rt.L):rnd	Word64 Q6_P_mpy_RhRl_rnd(Word32 Rs, Word32 Rt)
Rdd=mpy(Rs.L,Rt.H)	Word64 Q6_P_mpy_RlRh(Word32 Rs, Word32 Rt)
Rdd=mpy(Rs.L,Rt.H):<<1	Word64 Q6_P_mpy_RlRh_s1(Word32 Rs, Word32 Rt)
Rdd=mpy(Rs.L,Rt.H):<<1:rnd	Word64 Q6_P_mpy_RlRh_s1_rnd(Word32 Rs, Word32 Rt)
Rdd=mpy(Rs.L,Rt.H):rnd	Word64 Q6_P_mpy_RlRh_rnd(Word32 Rs, Word32 Rt)
Rdd=mpy(Rs.L,Rt.L)	Word64 Q6_P_mpy_RlRl(Word32 Rs, Word32 Rt)
Rdd=mpy(Rs.L,Rt.L):<<1	Word64 Q6_P_mpy_RlRl_s1(Word32 Rs, Word32 Rt)
Rdd=mpy(Rs.L,Rt.L):<<1:rnd	Word64 Q6_P_mpy_RlRl_s1_rnd(Word32 Rs, Word32 Rt)
Rdd=mpy(Rs.L,Rt.L):rnd	Word64 Q6_P_mpy_RlRl_rnd(Word32 Rs, Word32 Rt)
Rx+=mpy(Rs.H,Rt.H)	Word32 Q6_R_mpyacc_RhRh(Word32 Rx, Word32 Rs, Word32 Rt)
Rx+=mpy(Rs.H,Rt.H):<<1	Word32 Q6_R_mpyacc_RhRh_s1(Word32 Rx, Word32 Rs, Word32 Rt)
Rx+=mpy(Rs.H,Rt.H):<<1:sat	Word32 Q6_R_mpyacc_RhRh_s1_sat(Word32 Rx, Word32 Rs, Word32 Rt)
Rx+=mpy(Rs.H,Rt.H):sat	Word32 Q6_R_mpyacc_RhRh_sat(Word32 Rx, Word32 Rs, Word32 Rt)
Rx+=mpy(Rs.H,Rt.L)	Word32 Q6_R_mpyacc_RhRl(Word32 Rx, Word32 Rs, Word32 Rt)
Rx+=mpy(Rs.H,Rt.L):<<1	Word32 Q6_R_mpyacc_RhRl_s1(Word32 Rx, Word32 Rs, Word32 Rt)
Rx+=mpy(Rs.H,Rt.L):<<1:sat	Word32 Q6_R_mpyacc_RhRl_s1_sat(Word32 Rx, Word32 Rs, Word32 Rt)
Rx+=mpy(Rs.H,Rt.L):sat	Word32 Q6_R_mpyacc_RhRl_sat(Word32 Rx, Word32 Rs, Word32 Rt)
Rx+=mpy(Rs.L,Rt.H)	Word32 Q6_R_mpyacc_RlRh(Word32 Rx, Word32 Rs, Word32 Rt)
Rx+=mpy(Rs.L,Rt.H):<<1	Word32 Q6_R_mpyacc_RlRh_s1(Word32 Rx, Word32 Rs, Word32 Rt)
Rx+=mpy(Rs.L,Rt.H):<<1:sat	Word32 Q6_R_mpyacc_RlRh_s1_sat(Word32 Rx, Word32 Rs, Word32 Rt)
Rx+=mpy(Rs.L,Rt.H):sat	Word32 Q6_R_mpyacc_RlRh_sat(Word32 Rx, Word32 Rs, Word32 Rt)
Rx+=mpy(Rs.L,Rt.L)	Word32 Q6_R_mpyacc_RlRl(Word32 Rx, Word32 Rs, Word32 Rt)

$Rx += mpy(Rs.L, Rt.L) : <<1$	Word32 Q6_R_mpyacc_RlRl_s1 (Word32 Rx, Word32 Rs, Word32 Rt)
$Rx += mpy(Rs.L, Rt.L) : <<1 : sat$	Word32 Q6_R_mpyacc_RlRl_s1_sat (Word32 Rx, Word32 Rs, Word32 Rt)
$Rx += mpy(Rs.L, Rt.L) : sat$	Word32 Q6_R_mpyacc_RlRl_sat (Word32 Rx, Word32 Rs, Word32 Rt)
$Rx -= mpy(Rs.H, Rt.H)$	Word32 Q6_R_mpynac_RhRh (Word32 Rx, Word32 Rs, Word32 Rt)
$Rx -= mpy(Rs.H, Rt.H) : <<1$	Word32 Q6_R_mpynac_RhRh_s1 (Word32 Rx, Word32 Rs, Word32 Rt)
$Rx -= mpy(Rs.H, Rt.H) : <<1 : sat$	Word32 Q6_R_mpynac_RhRh_s1_sat (Word32 Rx, Word32 Rs, Word32 Rt)
$Rx -= mpy(Rs.H, Rt.H) : sat$	Word32 Q6_R_mpynac_RhRh_sat (Word32 Rx, Word32 Rs, Word32 Rt)
$Rx -= mpy(Rs.H, Rt.L)$	Word32 Q6_R_mpynac_RhRl (Word32 Rx, Word32 Rs, Word32 Rt)
$Rx -= mpy(Rs.H, Rt.L) : <<1$	Word32 Q6_R_mpynac_RhRl_s1 (Word32 Rx, Word32 Rs, Word32 Rt)
$Rx -= mpy(Rs.H, Rt.L) : <<1 : sat$	Word32 Q6_R_mpynac_RhRl_s1_sat (Word32 Rx, Word32 Rs, Word32 Rt)
$Rx -= mpy(Rs.H, Rt.L) : sat$	Word32 Q6_R_mpynac_RhRl_sat (Word32 Rx, Word32 Rs, Word32 Rt)
$Rx -= mpy(Rs.L, Rt.H)$	Word32 Q6_R_mpynac_RlRh (Word32 Rx, Word32 Rs, Word32 Rt)
$Rx -= mpy(Rs.L, Rt.H) : <<1$	Word32 Q6_R_mpynac_RlRh_s1 (Word32 Rx, Word32 Rs, Word32 Rt)
$Rx -= mpy(Rs.L, Rt.H) : <<1 : sat$	Word32 Q6_R_mpynac_RlRh_s1_sat (Word32 Rx, Word32 Rs, Word32 Rt)
$Rx -= mpy(Rs.L, Rt.H) : sat$	Word32 Q6_R_mpynac_RlRh_sat (Word32 Rx, Word32 Rs, Word32 Rt)
$Rx -= mpy(Rs.L, Rt.L)$	Word32 Q6_R_mpynac_RlRl (Word32 Rx, Word32 Rs, Word32 Rt)
$Rx -= mpy(Rs.L, Rt.L) : <<1$	Word32 Q6_R_mpynac_RlRl_s1 (Word32 Rx, Word32 Rs, Word32 Rt)
$Rx -= mpy(Rs.L, Rt.L) : <<1 : sat$	Word32 Q6_R_mpynac_RlRl_s1_sat (Word32 Rx, Word32 Rs, Word32 Rt)
$Rx -= mpy(Rs.L, Rt.L) : sat$	Word32 Q6_R_mpynac_RlRl_sat (Word32 Rx, Word32 Rs, Word32 Rt)
$Rxx += mpy(Rs.H, Rt.H)$	Word64 Q6_P_mpyacc_RhRh (Word64 Rxx, Word32 Rs, Word32 Rt)
$Rxx += mpy(Rs.H, Rt.H) : <<1$	Word64 Q6_P_mpyacc_RhRh_s1 (Word64 Rxx, Word32 Rs, Word32 Rt)
$Rxx += mpy(Rs.H, Rt.L)$	Word64 Q6_P_mpyacc_RhRl (Word64 Rxx, Word32 Rs, Word32 Rt)
$Rxx += mpy(Rs.H, Rt.L) : <<1$	Word64 Q6_P_mpyacc_RhRl_s1 (Word64 Rxx, Word32 Rs, Word32 Rt)
$Rxx += mpy(Rs.L, Rt.H)$	Word64 Q6_P_mpyacc_RlRh (Word64 Rxx, Word32 Rs, Word32 Rt)

Rxx+=mpy (Rs.L,Rt.H) :<<1	Word64 Q6_P_mpyacc_RlRh_s1 (Word64 Rxx, Word32 Rs, Word32 Rt)
Rxx+=mpy (Rs.L,Rt.L)	Word64 Q6_P_mpyacc_RlRl (Word64 Rxx, Word32 Rs, Word32 Rt)
Rxx+=mpy (Rs.L,Rt.L) :<<1	Word64 Q6_P_mpyacc_RlRl_s1 (Word64 Rxx, Word32 Rs, Word32 Rt)
Rxx-=mpy (Rs.H,Rt.H)	Word64 Q6_P_mpyacc_RhRh (Word64 Rxx, Word32 Rs, Word32 Rt)
Rxx-=mpy (Rs.H,Rt.H) :<<1	Word64 Q6_P_mpyacc_RhRh_s1 (Word64 Rxx, Word32 Rs, Word32 Rt)
Rxx-=mpy (Rs.H,Rt.L)	Word64 Q6_P_mpyacc_RhRl (Word64 Rxx, Word32 Rs, Word32 Rt)
Rxx-=mpy (Rs.H,Rt.L) :<<1	Word64 Q6_P_mpyacc_RhRl_s1 (Word64 Rxx, Word32 Rs, Word32 Rt)
Rxx-=mpy (Rs.L,Rt.H)	Word64 Q6_P_mpyacc_RlRh (Word64 Rxx, Word32 Rs, Word32 Rt)
Rxx-=mpy (Rs.L,Rt.H) :<<1	Word64 Q6_P_mpyacc_RlRh_s1 (Word64 Rxx, Word32 Rs, Word32 Rt)
Rxx-=mpy (Rs.L,Rt.L)	Word64 Q6_P_mpyacc_RlRl (Word64 Rxx, Word32 Rs, Word32 Rt)
Rxx-=mpy (Rs.L,Rt.L) :<<1	Word64 Q6_P_mpyacc_RlRl_s1 (Word64 Rxx, Word32 Rs, Word32 Rt)

Encoding

31	30	29	28	27	26	25	24	23	22	21	20	19	18	17	16	15	14	13	12	11	10	9	8	7	6	5	4	3	2	1	0		
ICLASS		RegType				MajOp				s5					Parse		t5					sH	tH	d5									
1	1	1	0	0	1	0	0	N	0	0	s	s	s	s	s	P	P	-	t	t	t	t	t	-	0	0	d	d	d	d	d	Rdd=mpy(Rs.L,Rt.L)[:<<N]	
1	1	1	0	0	1	0	0	N	0	0	s	s	s	s	s	P	P	-	t	t	t	t	t	-	0	1	d	d	d	d	d	Rdd=mpy(Rs.L,Rt.H)[:<<N]	
1	1	1	0	0	1	0	0	N	0	0	s	s	s	s	s	P	P	-	t	t	t	t	t	-	1	0	d	d	d	d	d	Rdd=mpy(Rs.H,Rt.L)[:<<N]	
1	1	1	0	0	1	0	0	N	0	0	s	s	s	s	s	P	P	-	t	t	t	t	t	-	1	1	d	d	d	d	d	Rdd=mpy(Rs.H,Rt.H)[:<<N]	
1	1	1	0	0	1	0	0	N	0	1	s	s	s	s	s	P	P	-	t	t	t	t	t	-	0	0	d	d	d	d	d	Rdd=mpy(Rs.L,Rt.L)[:<<N]:rnd	
1	1	1	0	0	1	0	0	N	0	1	s	s	s	s	s	P	P	-	t	t	t	t	t	-	0	1	d	d	d	d	d	Rdd=mpy(Rs.L,Rt.H)[:<<N]:rnd	
1	1	1	0	0	1	0	0	N	0	1	s	s	s	s	s	P	P	-	t	t	t	t	t	-	1	0	d	d	d	d	d	Rdd=mpy(Rs.H,Rt.L)[:<<N]:rnd	
1	1	1	0	0	1	0	0	N	0	1	s	s	s	s	s	P	P	-	t	t	t	t	t	-	1	1	d	d	d	d	d	Rdd=mpy(Rs.H,Rt.H)[:<<N]:rnd	
ICLASS		RegType				MajOp				s5					Parse		t5					sH	tH	x5									
1	1	1	0	0	1	1	0	N	0	0	s	s	s	s	s	P	P	-	t	t	t	t	t	0	0	0	0	x	x	x	x	x	Rxx+=mpy(Rs.L,Rt.L)[:<<N]
1	1	1	0	0	1	1	0	N	0	0	s	s	s	s	s	P	P	-	t	t	t	t	t	0	0	1	x	x	x	x	x	Rxx+=mpy(Rs.L,Rt.H)[:<<N]	
1	1	1	0	0	1	1	0	N	0	0	s	s	s	s	s	P	P	-	t	t	t	t	t	0	1	0	x	x	x	x	x	Rxx+=mpy(Rs.H,Rt.L)[:<<N]	
1	1	1	0	0	1	1	0	N	0	0	s	s	s	s	s	P	P	-	t	t	t	t	t	0	1	1	x	x	x	x	x	Rxx+=mpy(Rs.H,Rt.H)[:<<N]	
1	1	1	0	0	1	1	0	N	0	1	s	s	s	s	s	P	P	-	t	t	t	t	t	0	0	0	x	x	x	x	x	Rxx=mpy(Rs.L,Rt.L)[:<<N]	
1	1	1	0	0	1	1	0	N	0	1	s	s	s	s	s	P	P	-	t	t	t	t	t	0	0	1	x	x	x	x	x	Rxx=mpy(Rs.L,Rt.H)[:<<N]	
1	1	1	0	0	1	1	0	N	0	1	s	s	s	s	s	P	P	-	t	t	t	t	t	0	1	0	x	x	x	x	x	Rxx=mpy(Rs.H,Rt.L)[:<<N]	
1	1	1	0	0	1	1	0	N	0	1	s	s	s	s	s	P	P	-	t	t	t	t	t	0	1	1	x	x	x	x	x	Rxx=mpy(Rs.H,Rt.H)[:<<N]	

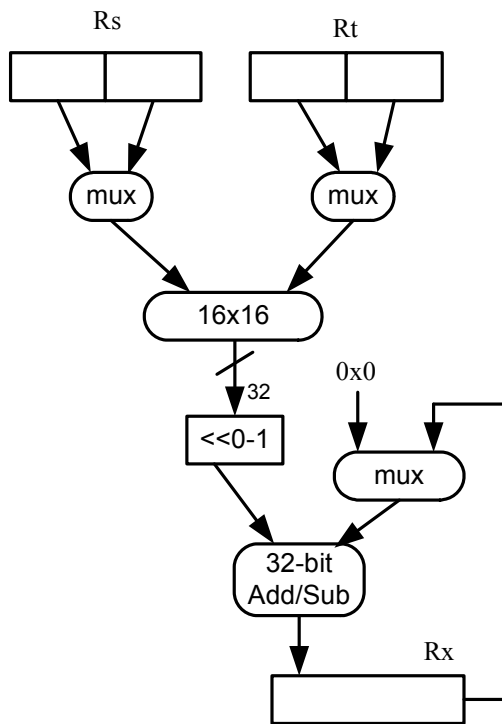
31	30	29	28	27	26	25	24	23	22	21	20	19	18	17	16	15	14	13	12	11	10	9	8	7	6	5	4	3	2	1	0	
IClass				RegType				MajOp		s5					Parse		t5					sH	tH	d5								
1	1	1	0	1	1	0	0	N	0	0	s	s	s	s	s	P	P	-	t	t	t	t	t	0	0	0	d	d	d	d	d	Rd=mpy(Rs.L,Rt.L):<<N]
1	1	1	0	1	1	0	0	N	0	0	s	s	s	s	s	P	P	-	t	t	t	t	t	0	0	1	d	d	d	d	d	Rd=mpy(Rs.L,Rt.H):<<N]
1	1	1	0	1	1	0	0	N	0	0	s	s	s	s	s	P	P	-	t	t	t	t	t	0	1	0	d	d	d	d	d	Rd=mpy(Rs.H,Rt.L):<<N]
1	1	1	0	1	1	0	0	N	0	0	s	s	s	s	s	P	P	-	t	t	t	t	t	0	1	1	d	d	d	d	d	Rd=mpy(Rs.H,Rt.H):<<N]
1	1	1	0	1	1	0	0	N	0	0	s	s	s	s	s	P	P	-	t	t	t	t	t	1	0	0	d	d	d	d	d	Rd=mpy(Rs.L,Rt.L):<<N]:sat
1	1	1	0	1	1	0	0	N	0	0	s	s	s	s	s	P	P	-	t	t	t	t	t	1	0	1	d	d	d	d	d	Rd=mpy(Rs.L,Rt.H):<<N]:sat
1	1	1	0	1	1	0	0	N	0	0	s	s	s	s	s	P	P	-	t	t	t	t	t	1	1	1	d	d	d	d	d	Rd=mpy(Rs.H,Rt.H):<<N]:sat
1	1	1	0	1	1	0	0	N	0	1	s	s	s	s	s	P	P	-	t	t	t	t	t	0	0	0	d	d	d	d	d	Rd=mpy(Rs.L,Rt.L):<<N]:rnd
1	1	1	0	1	1	0	0	N	0	1	s	s	s	s	s	P	P	-	t	t	t	t	t	0	0	1	d	d	d	d	d	Rd=mpy(Rs.L,Rt.H):<<N]:rnd
1	1	1	0	1	1	0	0	N	0	1	s	s	s	s	s	P	P	-	t	t	t	t	t	0	1	0	d	d	d	d	d	Rd=mpy(Rs.H,Rt.L):<<N]:rnd
1	1	1	0	1	1	0	0	N	0	1	s	s	s	s	s	P	P	-	t	t	t	t	t	0	1	1	d	d	d	d	d	Rd=mpy(Rs.H,Rt.H):<<N]:rnd
1	1	1	0	1	1	0	0	N	0	1	s	s	s	s	s	P	P	-	t	t	t	t	t	1	0	0	d	d	d	d	d	Rd=mpy(Rs.L,Rt.L):<<N]:rnd:sat
1	1	1	0	1	1	0	0	N	0	1	s	s	s	s	s	P	P	-	t	t	t	t	t	1	0	1	d	d	d	d	d	Rd=mpy(Rs.L,Rt.H):<<N]:rnd:sat
1	1	1	0	1	1	0	0	N	0	1	s	s	s	s	s	P	P	-	t	t	t	t	t	1	1	0	d	d	d	d	d	Rd=mpy(Rs.H,Rt.L):<<N]:rnd:sat
1	1	1	0	1	1	0	0	N	0	1	s	s	s	s	s	P	P	-	t	t	t	t	t	1	1	1	d	d	d	d	d	Rd=mpy(Rs.H,Rt.H):<<N]:rnd:sat
IClass	RegType				MajOp		s5					Parse		t5					sH	tH	x5											
1	1	1	0	1	1	1	0	N	0	0	s	s	s	s	s	P	P	-	t	t	t	t	t	0	0	0	x	x	x	x	x	Rx+=mpy(Rs.L,Rt.L):<<N]
1	1	1	0	1	1	1	0	N	0	0	s	s	s	s	s	P	P	-	t	t	t	t	t	0	0	1	x	x	x	x	x	Rx+=mpy(Rs.L,Rt.H):<<N]
1	1	1	0	1	1	1	0	N	0	0	s	s	s	s	s	P	P	-	t	t	t	t	t	0	1	0	x	x	x	x	x	Rx+=mpy(Rs.H,Rt.L):<<N]
1	1	1	0	1	1	1	0	N	0	0	s	s	s	s	s	P	P	-	t	t	t	t	t	0	1	1	x	x	x	x	x	Rx+=mpy(Rs.H,Rt.H):<<N]
1	1	1	0	1	1	1	0	N	0	0	s	s	s	s	s	P	P	-	t	t	t	t	t	1	0	0	x	x	x	x	x	Rx+=mpy(Rs.L,Rt.L):<<N]:sat
1	1	1	0	1	1	1	0	N	0	0	s	s	s	s	s	P	P	-	t	t	t	t	t	1	0	1	x	x	x	x	x	Rx+=mpy(Rs.L,Rt.H):<<N]:sat
1	1	1	0	1	1	1	0	N	0	0	s	s	s	s	s	P	P	-	t	t	t	t	t	1	1	0	x	x	x	x	x	Rx+=mpy(Rs.H,Rt.L):<<N]:sat
1	1	1	0	1	1	1	0	N	0	0	s	s	s	s	s	P	P	-	t	t	t	t	t	1	1	1	x	x	x	x	x	Rx+=mpy(Rs.H,Rt.H):<<N]:sat
1	1	1	0	1	1	1	0	N	0	1	s	s	s	s	s	P	P	-	t	t	t	t	t	0	0	0	x	x	x	x	x	Rx-=mpy(Rs.L,Rt.L):<<N]
1	1	1	0	1	1	1	0	N	0	1	s	s	s	s	s	P	P	-	t	t	t	t	t	0	0	1	x	x	x	x	x	Rx-=mpy(Rs.L,Rt.H):<<N]
1	1	1	0	1	1	1	0	N	0	1	s	s	s	s	s	P	P	-	t	t	t	t	t	0	1	0	x	x	x	x	x	Rx-=mpy(Rs.H,Rt.L):<<N]
1	1	1	0	1	1	1	0	N	0	1	s	s	s	s	s	P	P	-	t	t	t	t	t	0	1	1	x	x	x	x	x	Rx-=mpy(Rs.H,Rt.H):<<N]
1	1	1	0	1	1	1	0	N	0	1	s	s	s	s	s	P	P	-	t	t	t	t	t	1	0	0	x	x	x	x	x	Rx-=mpy(Rs.L,Rt.L):<<N]:sat
1	1	1	0	1	1	1	0	N	0	1	s	s	s	s	s	P	P	-	t	t	t	t	t	1	0	1	x	x	x	x	x	Rx-=mpy(Rs.L,Rt.H):<<N]:sat
1	1	1	0	1	1	1	0	N	0	1	s	s	s	s	s	P	P	-	t	t	t	t	t	1	1	0	x	x	x	x	x	Rx-=mpy(Rs.H,Rt.L):<<N]:sat
1	1	1	0	1	1	1	0	N	0	1	s	s	s	s	s	P	P	-	t	t	t	t	t	1	1	1	x	x	x	x	x	Rx-=mpy(Rs.H,Rt.H):<<N]:sat

Field name	Description
ICLASS	Instruction Class
MajOp	Major Opcode
MinOp	Minor Opcode
RegType	Register Type
sH	Rs is High
tH	Rt is High
sH	Rs is High
tH	Rt is High
sH	Rs is High
tH	Rt is High
sH	Rs is High
tH	Rt is High
Parse	Packet/Loop parse bits
d5	Field to encode register d
s5	Field to encode register s
t5	Field to encode register t
x5	Field to encode register x

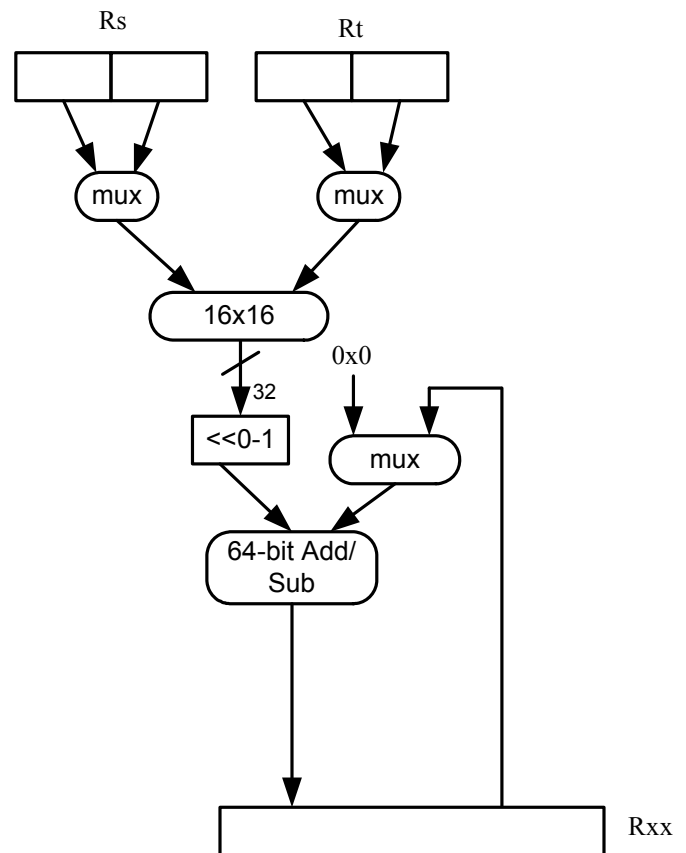
Multiply unsigned halfwords

Multiply two unsigned halfwords. Scale the result by 0-3 bits. Optionally, add or subtract the result from the accumulator.

$Rx += mpyu(Rs.[HL], Rt.[HL])[:<<1]$
 $Rd = mpyu(Rs.[HL], Rt.[HL])[:<<1]$



$Rxx += mpyu(Rs.[HL], Rt.[HL])[:<<1]$
 $Rdd = mpyu(Rs.[HL], Rt.[HL])[:<<1]$



Syntax

$Rd = mpyu(Rs.[HL], Rt.[HL])[:<<1]$

$Rdd = mpyu(Rs.[HL], Rt.[HL])[:<<1]$

$Rx += mpyu(Rs.[HL], Rt.[HL])[:<<1]$

$Rx -= mpyu(Rs.[HL], Rt.[HL])[:<<1]$

$Rxx += mpyu(Rs.[HL], Rt.[HL])[:<<1]$

$Rxx -= mpyu(Rs.[HL], Rt.[HL])[:<<1]$

Behavior

$Rd = (Rs.uh[01] * Rt.uh[01])[:<<1];$
 $;$

$Rdd = (Rs.uh[01] * Rt.uh[01])[:<<1];$
 $;$

$Rx = Rx + (Rs.uh[01] * Rt.uh[01])[:<<1];$
 $;$

$Rx = Rx - (Rs.uh[01] * Rt.uh[01])[:<<1];$
 $;$

$Rxx = Rxx + (Rs.uh[01] * Rt.uh[01])[:<<1];$
 $;$

$Rxx = Rxx - (Rs.uh[01] * Rt.uh[01])[:<<1];$
 $;$

Class: XTYPE (slots 2,3)**Intrinsics**

Rd=mpyu (Rs.H, Rt.H)	UWord32 Q6_R_mpyu_RhRh (Word32 Rs, Word32 Rt)
Rd=mpyu (Rs.H, Rt.H) : <<1	UWord32 Q6_R_mpyu_RhRh_s1 (Word32 Rs, Word32 Rt)
Rd=mpyu (Rs.H, Rt.L)	UWord32 Q6_R_mpyu_RhRl (Word32 Rs, Word32 Rt)
Rd=mpyu (Rs.H, Rt.L) : <<1	UWord32 Q6_R_mpyu_RhRl_s1 (Word32 Rs, Word32 Rt)
Rd=mpyu (Rs.L, Rt.H)	UWord32 Q6_R_mpyu_RlRh (Word32 Rs, Word32 Rt)
Rd=mpyu (Rs.L, Rt.H) : <<1	UWord32 Q6_R_mpyu_RlRh_s1 (Word32 Rs, Word32 Rt)
Rd=mpyu (Rs.L, Rt.L)	UWord32 Q6_R_mpyu_RlRl (Word32 Rs, Word32 Rt)
Rd=mpyu (Rs.L, Rt.L) : <<1	UWord32 Q6_R_mpyu_RlRl_s1 (Word32 Rs, Word32 Rt)
Rdd=mpyu (Rs.H, Rt.H)	UWord64 Q6_P_mpyu_RhRh (Word32 Rs, Word32 Rt)
Rdd=mpyu (Rs.H, Rt.H) : <<1	UWord64 Q6_P_mpyu_RhRh_s1 (Word32 Rs, Word32 Rt)
Rdd=mpyu (Rs.H, Rt.L)	UWord64 Q6_P_mpyu_RhRl (Word32 Rs, Word32 Rt)
Rdd=mpyu (Rs.H, Rt.L) : <<1	UWord64 Q6_P_mpyu_RhRl_s1 (Word32 Rs, Word32 Rt)
Rdd=mpyu (Rs.L, Rt.H)	UWord64 Q6_P_mpyu_RlRh (Word32 Rs, Word32 Rt)
Rdd=mpyu (Rs.L, Rt.H) : <<1	UWord64 Q6_P_mpyu_RlRh_s1 (Word32 Rs, Word32 Rt)
Rdd=mpyu (Rs.L, Rt.L)	UWord64 Q6_P_mpyu_RlRl (Word32 Rs, Word32 Rt)
Rdd=mpyu (Rs.L, Rt.L) : <<1	UWord64 Q6_P_mpyu_RlRl_s1 (Word32 Rs, Word32 Rt)
Rx+=mpyu (Rs.H, Rt.H)	Word32 Q6_R_mpyuacc_RhRh (Word32 Rx, Word32 Rs, Word32 Rt)
Rx+=mpyu (Rs.H, Rt.H) : <<1	Word32 Q6_R_mpyuacc_RhRh_s1 (Word32 Rx, Word32 Rs, Word32 Rt)
Rx+=mpyu (Rs.H, Rt.L)	Word32 Q6_R_mpyuacc_RhRl (Word32 Rx, Word32 Rs, Word32 Rt)
Rx+=mpyu (Rs.H, Rt.L) : <<1	Word32 Q6_R_mpyuacc_RhRl_s1 (Word32 Rx, Word32 Rs, Word32 Rt)
Rx+=mpyu (Rs.L, Rt.H)	Word32 Q6_R_mpyuacc_RlRh (Word32 Rx, Word32 Rs, Word32 Rt)
Rx+=mpyu (Rs.L, Rt.H) : <<1	Word32 Q6_R_mpyuacc_RlRh_s1 (Word32 Rx, Word32 Rs, Word32 Rt)
Rx+=mpyu (Rs.L, Rt.L)	Word32 Q6_R_mpyuacc_RlRl (Word32 Rx, Word32 Rs, Word32 Rt)
Rx+=mpyu (Rs.L, Rt.L) : <<1	Word32 Q6_R_mpyuacc_RlRl_s1 (Word32 Rx, Word32 Rs, Word32 Rt)
Rx-=mpyu (Rs.H, Rt.H)	Word32 Q6_R_mpyunac_RhRh (Word32 Rx, Word32 Rs, Word32 Rt)
Rx-=mpyu (Rs.H, Rt.H) : <<1	Word32 Q6_R_mpyunac_RhRh_s1 (Word32 Rx, Word32 Rs, Word32 Rt)
Rx-=mpyu (Rs.H, Rt.L)	Word32 Q6_R_mpyunac_RhRl (Word32 Rx, Word32 Rs, Word32 Rt)
Rx-=mpyu (Rs.H, Rt.L) : <<1	Word32 Q6_R_mpyunac_RhRl_s1 (Word32 Rx, Word32 Rs, Word32 Rt)

Rx-=mpyu (Rs.L,Rt.H)	Word32 Q6_R_mpyunac_RlRh(Word32 Rx, Word32 Rs, Word32 Rt)
Rx-=mpyu (Rs.L,Rt.H) :<<1	Word32 Q6_R_mpyunac_RlRh_s1(Word32 Rx, Word32 Rs, Word32 Rt)
Rx-=mpyu (Rs.L,Rt.L)	Word32 Q6_R_mpyunac_RlRl(Word32 Rx, Word32 Rs, Word32 Rt)
Rx-=mpyu (Rs.L,Rt.L) :<<1	Word32 Q6_R_mpyunac_RlRl_s1(Word32 Rx, Word32 Rs, Word32 Rt)
Rxx+=mpyu (Rs.H,Rt.H)	Word64 Q6_P_mpyuacc_RhRh(Word64 Rxx, Word32 Rs, Word32 Rt)
Rxx+=mpyu (Rs.H,Rt.H) :<<1	Word64 Q6_P_mpyuacc_RhRh_s1(Word64 Rxx, Word32 Rs, Word32 Rt)
Rxx+=mpyu (Rs.H,Rt.L)	Word64 Q6_P_mpyuacc_RhRl(Word64 Rxx, Word32 Rs, Word32 Rt)
Rxx+=mpyu (Rs.H,Rt.L) :<<1	Word64 Q6_P_mpyuacc_RhRl_s1(Word64 Rxx, Word32 Rs, Word32 Rt)
Rxx+=mpyu (Rs.L,Rt.H)	Word64 Q6_P_mpyuacc_RlRh(Word64 Rxx, Word32 Rs, Word32 Rt)
Rxx+=mpyu (Rs.L,Rt.H) :<<1	Word64 Q6_P_mpyuacc_RlRh_s1(Word64 Rxx, Word32 Rs, Word32 Rt)
Rxx+=mpyu (Rs.L,Rt.L)	Word64 Q6_P_mpyuacc_RlRl(Word64 Rxx, Word32 Rs, Word32 Rt)
Rxx+=mpyu (Rs.L,Rt.L) :<<1	Word64 Q6_P_mpyuacc_RlRl_s1(Word64 Rxx, Word32 Rs, Word32 Rt)
Rxx-=mpyu (Rs.H,Rt.H)	Word64 Q6_P_mpyunac_RhRh(Word64 Rxx, Word32 Rs, Word32 Rt)
Rxx-=mpyu (Rs.H,Rt.H) :<<1	Word64 Q6_P_mpyunac_RhRh_s1(Word64 Rxx, Word32 Rs, Word32 Rt)
Rxx-=mpyu (Rs.H,Rt.L)	Word64 Q6_P_mpyunac_RhRl(Word64 Rxx, Word32 Rs, Word32 Rt)
Rxx-=mpyu (Rs.H,Rt.L) :<<1	Word64 Q6_P_mpyunac_RhRl_s1(Word64 Rxx, Word32 Rs, Word32 Rt)
Rxx-=mpyu (Rs.L,Rt.H)	Word64 Q6_P_mpyunac_RlRh(Word64 Rxx, Word32 Rs, Word32 Rt)
Rxx-=mpyu (Rs.L,Rt.H) :<<1	Word64 Q6_P_mpyunac_RlRh_s1(Word64 Rxx, Word32 Rs, Word32 Rt)
Rxx-=mpyu (Rs.L,Rt.L)	Word64 Q6_P_mpyunac_RlRl(Word64 Rxx, Word32 Rs, Word32 Rt)
Rxx-=mpyu (Rs.L,Rt.L) :<<1	Word64 Q6_P_mpyunac_RlRl_s1(Word64 Rxx, Word32 Rs, Word32 Rt)

Encoding

31	30	29	28	27	26	25	24	23	22	21	20	19	18	17	16	15	14	13	12	11	10	9	8	7	6	5	4	3	2	1	0	
ICLASS			RegType				MajOp			s5					Parse		t5					sH	tH	d5								
1	1	1	0	0	1	0	0	N	1	0	s	s	s	s	s	P	P	-	t	t	t	t	t	-	0	0	d	d	d	d	d	Rdd=mpyu(Rs.L,Rt.L)[:<<N]
1	1	1	0	0	1	0	0	N	1	0	s	s	s	s	s	P	P	-	t	t	t	t	t	-	0	1	d	d	d	d	d	Rdd=mpyu(Rs.L,Rt.H)[:<<N]
1	1	1	0	0	1	0	0	N	1	0	s	s	s	s	s	P	P	-	t	t	t	t	t	-	1	0	d	d	d	d	d	Rdd=mpyu(Rs.H,Rt.L)[:<<N]
1	1	1	0	0	1	0	0	N	1	0	s	s	s	s	s	P	P	-	t	t	t	t	t	-	1	1	d	d	d	d	d	Rdd=mpyu(Rs.H,Rt.H)[:<<N]
ICLASS			RegType				MajOp			s5					Parse		t5					sH	tH	x5								
1	1	1	0	0	1	1	0	N	1	0	s	s	s	s	s	P	P	-	t	t	t	t	t	0	0	0	x	x	x	x	x	Rxx+=mpyu(Rs.L,Rt.L)[:<<N]
1	1	1	0	0	1	1	0	N	1	0	s	s	s	s	s	P	P	-	t	t	t	t	t	0	0	1	x	x	x	x	x	Rxx+=mpyu(Rs.L,Rt.H)[:<<N]
1	1	1	0	0	1	1	0	N	1	0	s	s	s	s	s	P	P	-	t	t	t	t	t	0	1	0	x	x	x	x	x	Rxx+=mpyu(Rs.H,Rt.L)[:<<N]
1	1	1	0	0	1	1	0	N	1	0	s	s	s	s	s	P	P	-	t	t	t	t	t	0	1	1	x	x	x	x	x	Rxx+=mpyu(Rs.H,Rt.H)[:<<N]
1	1	1	0	0	1	1	0	N	1	1	s	s	s	s	s	P	P	-	t	t	t	t	t	0	0	0	x	x	x	x	x	Rxx-=mpyu(Rs.L,Rt.L)[:<<N]
1	1	1	0	0	1	1	0	N	1	1	s	s	s	s	s	P	P	-	t	t	t	t	t	0	0	1	x	x	x	x	x	Rxx-=mpyu(Rs.L,Rt.H)[:<<N]
1	1	1	0	0	1	1	0	N	1	1	s	s	s	s	s	P	P	-	t	t	t	t	t	0	1	0	x	x	x	x	x	Rxx-=mpyu(Rs.H,Rt.L)[:<<N]
1	1	1	0	0	1	1	0	N	1	1	s	s	s	s	s	P	P	-	t	t	t	t	t	0	1	1	x	x	x	x	x	Rxx-=mpyu(Rs.H,Rt.H)[:<<N]
ICLASS			RegType				MajOp			s5					Parse		t5					sH	tH	d5								
1	1	1	0	1	1	0	0	N	1	0	s	s	s	s	s	P	P	-	t	t	t	t	t	0	0	0	d	d	d	d	d	Rd=mpyu(Rs.L,Rt.L)[:<<N]
1	1	1	0	1	1	0	0	N	1	0	s	s	s	s	s	P	P	-	t	t	t	t	t	0	0	1	d	d	d	d	d	Rd=mpyu(Rs.L,Rt.H)[:<<N]
1	1	1	0	1	1	0	0	N	1	0	s	s	s	s	s	P	P	-	t	t	t	t	t	0	1	0	d	d	d	d	d	Rd=mpyu(Rs.H,Rt.L)[:<<N]
1	1	1	0	1	1	0	0	N	1	0	s	s	s	s	s	P	P	-	t	t	t	t	t	0	1	1	d	d	d	d	d	Rd=mpyu(Rs.H,Rt.H)[:<<N]
ICLASS			RegType				MajOp			s5					Parse		t5					sH	tH	x5								
1	1	1	0	1	1	1	0	N	1	0	s	s	s	s	s	P	P	-	t	t	t	t	t	0	0	0	x	x	x	x	x	Rx+=mpyu(Rs.L,Rt.L)[:<<N]
1	1	1	0	1	1	1	0	N	1	0	s	s	s	s	s	P	P	-	t	t	t	t	t	0	0	1	x	x	x	x	x	Rx+=mpyu(Rs.L,Rt.H)[:<<N]
1	1	1	0	1	1	1	0	N	1	0	s	s	s	s	s	P	P	-	t	t	t	t	t	0	1	0	x	x	x	x	x	Rx+=mpyu(Rs.H,Rt.L)[:<<N]
1	1	1	0	1	1	1	0	N	1	0	s	s	s	s	s	P	P	-	t	t	t	t	t	0	1	1	x	x	x	x	x	Rx+=mpyu(Rs.H,Rt.H)[:<<N]
1	1	1	0	1	1	1	0	N	1	1	s	s	s	s	s	P	P	-	t	t	t	t	t	0	0	0	x	x	x	x	x	Rx-=mpyu(Rs.L,Rt.L)[:<<N]
1	1	1	0	1	1	1	0	N	1	1	s	s	s	s	s	P	P	-	t	t	t	t	t	0	0	1	x	x	x	x	x	Rx-=mpyu(Rs.L,Rt.H)[:<<N]
1	1	1	0	1	1	1	0	N	1	1	s	s	s	s	s	P	P	-	t	t	t	t	t	0	1	0	x	x	x	x	x	Rx-=mpyu(Rs.H,Rt.L)[:<<N]
1	1	1	0	1	1	1	0	N	1	1	s	s	s	s	s	P	P	-	t	t	t	t	t	0	1	1	x	x	x	x	x	Rx-=mpyu(Rs.H,Rt.H)[:<<N]

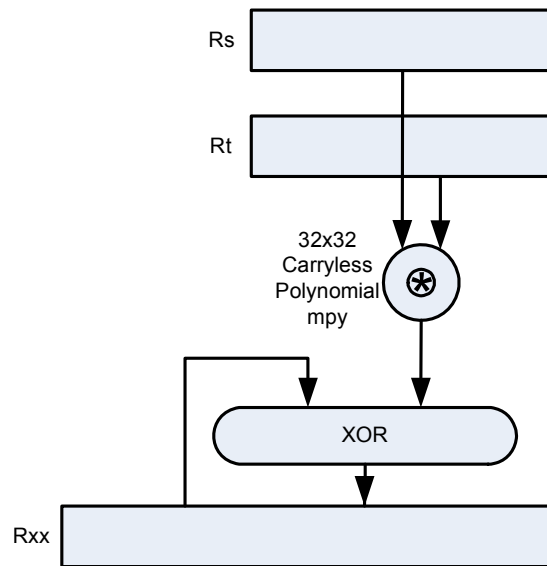
Field name **Description**
 ICLASS Instruction Class
 MajOp Major Opcode
 MinOp Minor Opcode
 RegType Register Type
 sH Rs is High
 tH Rt is High

Field name	Description
sH	Rs is High
tH	Rt is High
sH	Rs is High
tH	Rt is High
sH	Rs is High
tH	Rt is High
Parse	Packet/Loop parse bits
d5	Field to encode register d
s5	Field to encode register s
t5	Field to encode register t
x5	Field to encode register x

Polynomial multiply words

Perform a 32x32 carryless polynomial multiply using 32-bit source registers Rs and Rt. The 64-bit result is optionally accumulated (XOR'd) with the destination register. Finite field multiply instructions are useful for many algorithms including scramble code generation, cryptographic algorithms, convolutional, and Reed Solomon codes.

Rxx += pmpyw(Rs,Rt)



Syntax

Rdd=pmpyw(Rs,Rt)

Behavior

```
x = Rs.uw[0];
y = Rt.uw[0];
prod = 0;
for(i=0; i < 32; i++) {
    if((y >> i) & 1) prod ^= (x << i);
}
Rdd = prod;
```

Rxx^=pmpyw(Rs,Rt)

```
x = Rs.uw[0];
y = Rt.uw[0];
prod = 0;
for(i=0; i < 32; i++) {
    if((y >> i) & 1) prod ^= (x << i);
}
Rxx ^= prod;
```

Class: XTYPE (slots 2,3)**Intrinsics**

Rdd=pmpyw(Rs, Rt)

Word64 Q6_P_pmpyw_RR(Word32 Rs, Word32 Rt)

Rxx^=pmpyw(Rs, Rt)

Word64 Q6_P_pmpywxacc_RR(Word64 Rxx, Word32 Rs, Word32 Rt)

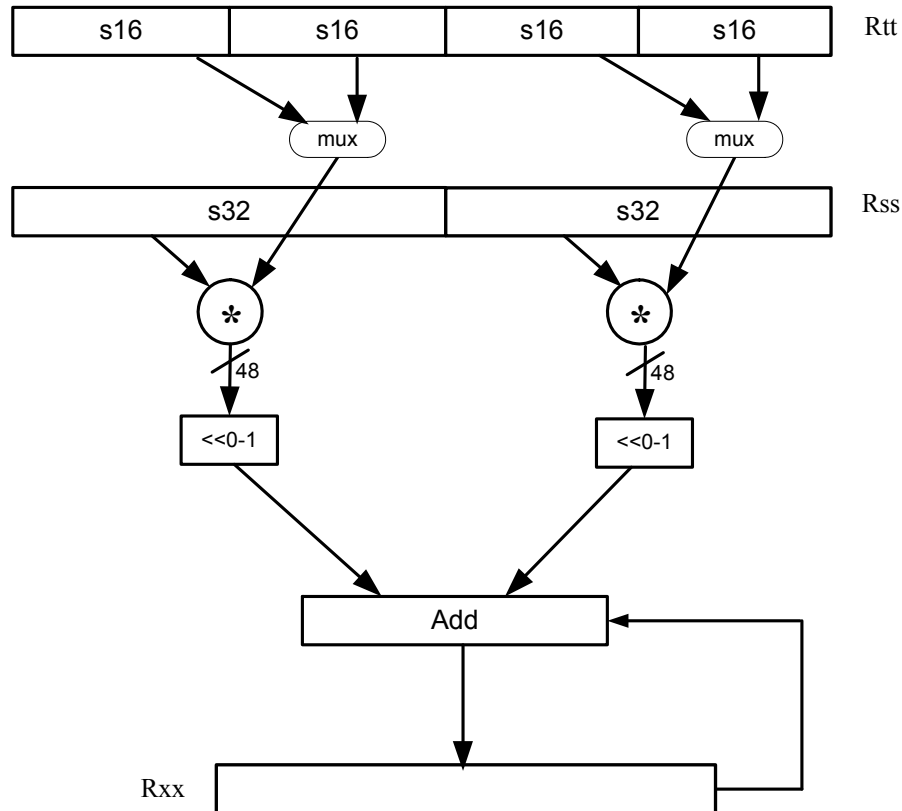
Encoding

31	30	29	28	27	26	25	24	23	22	21	20	19	18	17	16	15	14	13	12	11	10	9	8	7	6	5	4	3	2	1	0	
ICLASS				RegType				MajOp				s5					Parse		t5					MinOp			d5					
1	1	1	0	0	1	0	1	0	1	0	s	s	s	s	s	P	P	0	t	t	t	t	t	1	1	1	d	d	d	d	d	Rdd=pmpyw(Rs,Rt)
ICLASS				RegType				MajOp				s5					Parse		t5					MinOp			x5					
1	1	1	0	0	1	1	1	0	0	1	s	s	s	s	s	P	P	0	t	t	t	t	t	1	1	1	x	x	x	x	x	Rxx^=pmpyw(Rs,Rt)

Field name	Description
ICLASS	Instruction Class
MajOp	Major Opcode
MinOp	Minor Opcode
RegType	Register Type
Parse	Packet/Loop parse bits
d5	Field to encode register d
s5	Field to encode register s
t5	Field to encode register t
x5	Field to encode register x

Vector reduce multiply word by signed half (32x16)

Perform mixed precision vector multiply operations and accumulate the results. A 32-bit word from vector *Rss* is multiplied by a 16-bit halfword (either even or odd) from vector *Rtt*. The multiplication is performed as a signed 32x16, which produces a 48-bit result. This result is optionally scaled left by one bit. A similar operation is performed for both words in *Rss*, and the two results are accumulated. The final result is optionally accumulated with *Rxx*.



Syntax

`Rdd=vrmpyweh(Rss,Rtt) [:<<1]`

`Rdd=vrmpywoh(Rss,Rtt) [:<<1]`

`Rxx+=vrmpyweh(Rss,Rtt) [:<<1]`

`Rxx+=vrmpywoh(Rss,Rtt) [:<<1]`

Behavior

$Rdd = (Rss.w[1] * Rtt.h[2]) [:<<1] + (Rss.w[0] * Rtt.h[0]) [:<<1];$
;

$Rdd = (Rss.w[1] * Rtt.h[3]) [:<<1] + (Rss.w[0] * Rtt.h[1]) [:<<1];$
;

$Rxx += (Rss.w[1] * Rtt.h[2]) [:<<1] + (Rss.w[0] * Rtt.h[0]) [:<<1];$
;

$Rxx += (Rss.w[1] * Rtt.h[3]) [:<<1] + (Rss.w[0] * Rtt.h[1]) [:<<1];$
;

Class: XTYPE (slots 2,3)**Intrinsics**

Rdd=vrmpyweh(Rss,Rtt)	Word64 Q6_P_vrmpyweh_PP(Word64 Rss, Word64 Rtt)
Rdd=vrmpyweh(Rss,Rtt) :<<1	Word64 Q6_P_vrmpyweh_PP_s1(Word64 Rss, Word64 Rtt)
Rdd=vrmpywoh(Rss,Rtt)	Word64 Q6_P_vrmpywoh_PP(Word64 Rss, Word64 Rtt)
Rdd=vrmpywoh(Rss,Rtt) :<<1	Word64 Q6_P_vrmpywoh_PP_s1(Word64 Rss, Word64 Rtt)
Rxx+=vrmpyweh(Rss,Rtt)	Word64 Q6_P_vrmpywehacc_PP(Word64 Rxx, Word64 Rss, Word64 Rtt)
Rxx+=vrmpyweh(Rss,Rtt) :<<1	Word64 Q6_P_vrmpywehacc_PP_s1(Word64 Rxx, Word64 Rss, Word64 Rtt)
Rxx+=vrmpywoh(Rss,Rtt)	Word64 Q6_P_vrmpywohacc_PP(Word64 Rxx, Word64 Rss, Word64 Rtt)
Rxx+=vrmpywoh(Rss,Rtt) :<<1	Word64 Q6_P_vrmpywohacc_PP_s1(Word64 Rxx, Word64 Rss, Word64 Rtt)

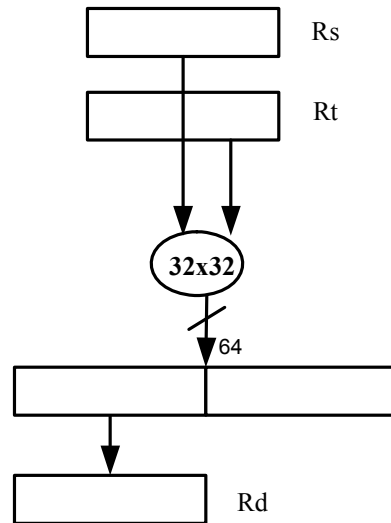
Encoding

31	30	29	28	27	26	25	24	23	22	21	20	19	18	17	16	15	14	13	12	11	10	9	8	7	6	5	4	3	2	1	0	
ICLASS			RegType				MajOp		s5					Parse		t5				MinOp		d5										
1	1	1	0	1	0	0	0	N	0	1	s	s	s	s	s	P	P	0	t	t	t	t	t	0	1	0	d	d	d	d	d	Rdd=vrmpywoh(Rss,Rtt):<<N]
1	1	1	0	1	0	0	0	N	1	0	s	s	s	s	s	P	P	0	t	t	t	t	t	1	0	0	d	d	d	d	d	Rdd=vrmpyweh(Rss,Rtt):<<N]
ICLASS			RegType				MajOp		s5					Parse		t5				MinOp		x5										
1	1	1	0	1	0	1	0	N	0	1	s	s	s	s	s	P	P	0	t	t	t	t	t	1	1	0	x	x	x	x	x	Rxx+=vrmpyweh(Rss,Rtt):<<N]
1	1	1	0	1	0	1	0	N	1	1	s	s	s	s	s	P	P	0	t	t	t	t	t	1	1	0	x	x	x	x	x	Rxx+=vrmpywoh(Rss,Rtt):<<N]

Field name	Description
ICLASS	Instruction Class
MajOp	Major Opcode
MinOp	Minor Opcode
RegType	Register Type
Parse	Packet/Loop parse bits
d5	Field to encode register d
s5	Field to encode register s
t5	Field to encode register t
x5	Field to encode register x

Multiply and use upper result

Multiply two signed or unsigned 32-bit words. Take the upper 32-bits of this results store to a single destination register. Optional rounding is available.



Syntax

```
Rd=mpy(Rs,Rt.H):<<1:rnd:sat
```

```
Rd=mpy(Rs,Rt.H):<<1:sat
```

```
Rd=mpy(Rs,Rt.L):<<1:rnd:sat
```

```
Rd=mpy(Rs,Rt.L):<<1:sat
```

```
Rd=mpy(Rs,Rt)
```

```
Rd=mpy(Rs,Rt):<<1
```

```
Rd=mpy(Rs,Rt):<<1:sat
```

```
Rd=mpy(Rs,Rt):rnd
```

```
Rd=mpysu(Rs,Rt)
```

```
Rd=mpyu(Rs,Rt)
```

```
Rx+=mpy(Rs,Rt):<<1:sat
```

```
Rx-=mpy(Rs,Rt):<<1:sat
```

Behavior

```
Rd = sat_32(((Rs * Rt.h[1]) <<1+0x8000) >>16);
```

```
Rd = sat_32(((Rs * Rt.h[1]) <<1) >>16);
```

```
Rd = sat_32(((Rs * Rt.h[0]) <<1+0x8000) >>16);
```

```
Rd = sat_32(((Rs * Rt.h[0]) <<1) >>16);
```

```
Rd=(Rs * Rt) >>32;
```

```
Rd=(Rs * Rt) >>31;
```

```
Rd=sat_32((Rs * Rt) >>31);
```

```
Rd=((Rs * Rt)+0x80000000) >>32;
```

```
Rd=(Rs.uw[0] * Rt.uw[0]) >>32;
```

```
Rd=(Rs.uw[0] * Rt.uw[0]) >>32;
```

```
Rx=sat_32((Rx) + ((Rs * Rt) >>31));
```

```
;
```

```
Rx=sat_32((Rx) - ((Rs * Rt) >>31));
```

```
;
```

Class: XTYPE (slots 2,3)

Notes

- If saturation occurs during execution of this instruction (a result is clamped to either maximum or minimum values), the OVF bit in the Status Register is set. OVF remains set until explicitly cleared by a transfer to SR.

Intrinsics

Rd=mpy(Rs,Rt.H):<<1:rnd:sat	Word32 Q6_R_mpy_RRh_s1_rnd_sat(Word32 Rs, Word32 Rt)
Rd=mpy(Rs,Rt.H):<<1:sat	Word32 Q6_R_mpy_RRh_s1_sat(Word32 Rs, Word32 Rt)
Rd=mpy(Rs,Rt.L):<<1:rnd:sat	Word32 Q6_R_mpy_RRl_s1_rnd_sat(Word32 Rs, Word32 Rt)
Rd=mpy(Rs,Rt.L):<<1:sat	Word32 Q6_R_mpy_RRl_s1_sat(Word32 Rs, Word32 Rt)
Rd=mpy(Rs,Rt)	Word32 Q6_R_mpy_RR(Word32 Rs, Word32 Rt)
Rd=mpy(Rs,Rt):<<1	Word32 Q6_R_mpy_RR_s1(Word32 Rs, Word32 Rt)
Rd=mpy(Rs,Rt):<<1:sat	Word32 Q6_R_mpy_RR_s1_sat(Word32 Rs, Word32 Rt)
Rd=mpy(Rs,Rt):rnd	Word32 Q6_R_mpy_RR_rnd(Word32 Rs, Word32 Rt)
Rd=mpysu(Rs,Rt)	Word32 Q6_R_mpysu_RR(Word32 Rs, Word32 Rt)
Rd=mpyu(Rs,Rt)	UWord32 Q6_R_mpyu_RR(Word32 Rs, Word32 Rt)
Rx+=mpy(Rs,Rt):<<1:sat	Word32 Q6_R_mpyacc_RR_s1_sat(Word32 Rx, Word32 Rs, Word32 Rt)
Rx-=mpy(Rs,Rt):<<1:sat	Word32 Q6_R_mpynac_RR_s1_sat(Word32 Rx, Word32 Rs, Word32 Rt)

Encoding

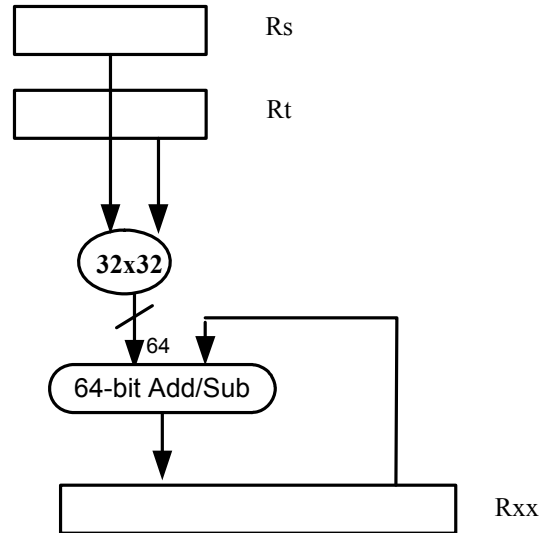
31	30	29	28	27	26	25	24	23	22	21	20	19	18	17	16	15	14	13	12	11	10	9	8	7	6	5	4	3	2	1	0		
ICLASS				RegType				MajOp				s5				Parse		t5					MinOp			d5							
1	1	1	0	1	1	0	1	0	0	1	s	s	s	s	s	P	P	0	t	t	t	t	t	0	0	0	1	d	d	d	d	d	Rd=mpy(Rs,Rt):rnd
1	1	1	0	1	1	0	1	0	1	0	s	s	s	s	s	P	P	0	t	t	t	t	t	0	0	0	1	d	d	d	d	d	Rd=mpyu(Rs,Rt)
1	1	1	0	1	1	0	1	0	1	1	s	s	s	s	s	P	P	0	t	t	t	t	t	0	0	0	1	d	d	d	d	d	Rd=mpysu(Rs,Rt)
1	1	1	0	1	1	0	1	1	0	1	s	s	s	s	s	P	P	0	t	t	t	t	t	0	0	0	d	d	d	d	d	Rd=mpy(Rs,Rt.H):<<1:sat	
1	1	1	0	1	1	0	1	1	0	1	s	s	s	s	s	P	P	0	t	t	t	t	t	0	0	1	d	d	d	d	d	Rd=mpy(Rs,Rt.L):<<1:sat	
1	1	1	0	1	1	0	1	1	0	1	s	s	s	s	s	P	P	0	t	t	t	t	t	1	0	0	d	d	d	d	d	Rd=mpy(Rs,Rt.H):<<1:rnd:sat	
1	1	1	0	1	1	0	1	1	1	1	s	s	s	s	s	P	P	0	t	t	t	t	t	1	0	0	d	d	d	d	d	Rd=mpy(Rs,Rt.L):<<1:rnd:sat	
1	1	1	0	1	1	0	1	N	0	N	s	s	s	s	s	P	P	0	t	t	t	t	t	0	N	N	d	d	d	d	d	Rd=mpy(Rs,Rt)[:<<N]	
ICLASS				RegType				MajOp				s5				Parse		t5					MinOp			x5							
1	1	1	0	1	1	1	1	0	1	1	s	s	s	s	s	P	P	0	t	t	t	t	t	0	0	0	0	x	x	x	x	x	Rx+=mpy(Rs,Rt):<<1:sat
1	1	1	0	1	1	1	1	0	1	1	s	s	s	s	s	P	P	0	t	t	t	t	t	0	0	1	x	x	x	x	x	Rx-=mpy(Rs,Rt):<<1:sat	

Field name	Description
ICLASS	Instruction Class
MajOp	Major Opcode
MinOp	Minor Opcode
RegType	Register Type
Parse	Packet/Loop parse bits
d5	Field to encode register d

Field name	Description
s5	Field to encode register s
t5	Field to encode register t
x5	Field to encode register x

Multiply and use full result

Multiply two signed or unsigned 32-bit words. Optionally, add or subtract this value from the 64-bit accumulator. The result is a full-precision 64-bit value.



Syntax

$R_{dd} = \text{mpy}(R_s, R_t)$

$R_{dd} = \text{mpyu}(R_s, R_t)$

$R_{xx} [+ -] = \text{mpy}(R_s, R_t)$

$R_{xx} [+ -] = \text{mpyu}(R_s, R_t)$

Behavior

$R_{dd} = (R_s * R_t);$

$R_{dd} = (R_s.uw[0] * R_t.uw[0]);$

$R_{xx} = R_{xx} [+ -] (R_s * R_t);$
;

$R_{xx} = R_{xx} [+ -] (R_s.uw[0] * R_t.uw[0]);$
;

Class: XTYPE (slots 2,3)

Intrinsics

$R_{dd} = \text{mpy}(R_s, R_t)$

Word64 Q6_P_mpy_RR(Word32 Rs, Word32 Rt)

$R_{dd} = \text{mpyu}(R_s, R_t)$

UWord64 Q6_P_mpyu_RR(Word32 Rs, Word32 Rt)

$R_{xx} += \text{mpy}(R_s, R_t)$

Word64 Q6_P_mpyacc_RR(Word64 Rxx, Word32 Rs, Word32 Rt)

$R_{xx} += \text{mpyu}(R_s, R_t)$

Word64 Q6_P_mpyuacc_RR(Word64 Rxx, Word32 Rs, Word32 Rt)

$R_{xx} -= \text{mpy}(R_s, R_t)$

Word64 Q6_P_mpynac_RR(Word64 Rxx, Word32 Rs, Word32 Rt)

$R_{xx} -= \text{mpyu}(R_s, R_t)$

Word64 Q6_P_mpyunac_RR(Word64 Rxx, Word32 Rs, Word32 Rt)

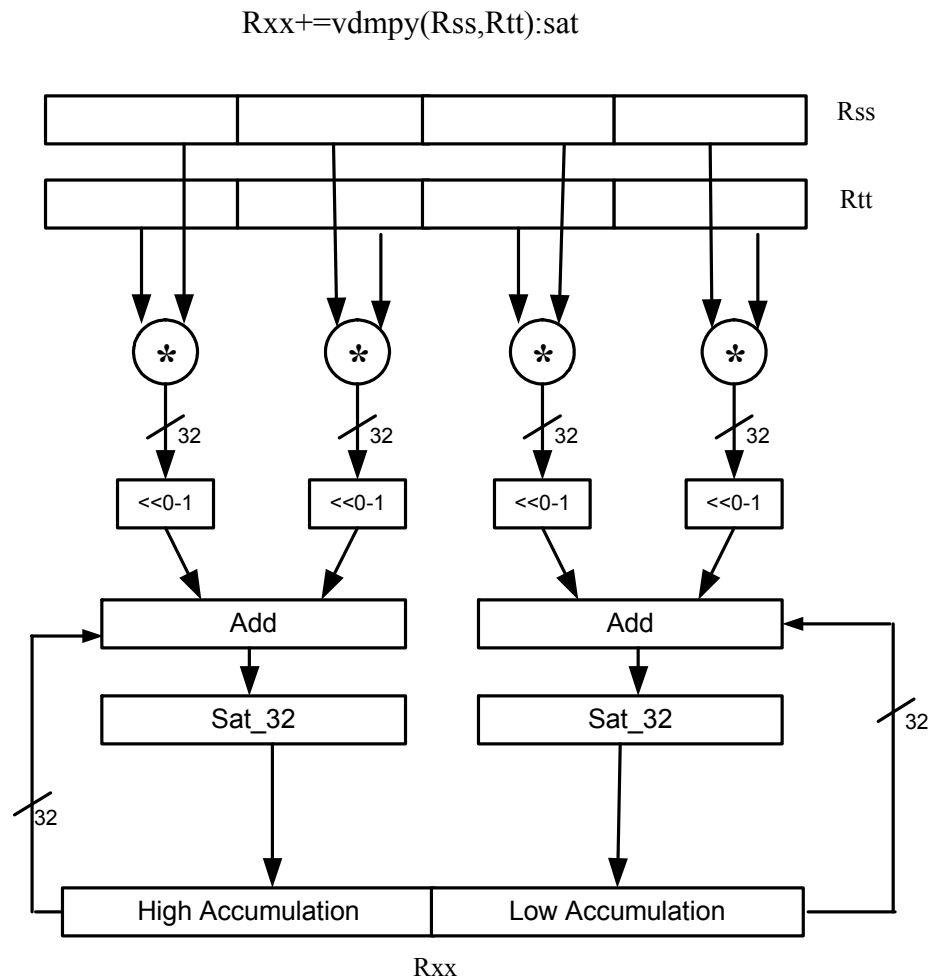
Encoding

31	30	29	28	27	26	25	24	23	22	21	20	19	18	17	16	15	14	13	12	11	10	9	8	7	6	5	4	3	2	1	0	
ICLASS				RegType				MajOp				s5					Parse		t5					MinOp			d5					
1	1	1	0	0	1	0	1	0	0	0	s	s	s	s	s	P	P	0	t	t	t	t	t	0	0	0	d	d	d	d	d	Rdd=mpy(Rs,Rt)
1	1	1	0	0	1	0	1	0	1	0	s	s	s	s	s	P	P	0	t	t	t	t	t	0	0	0	d	d	d	d	d	Rdd=mpyu(Rs,Rt)
ICLASS				RegType				MajOp				s5					Parse		t5					MinOp			x5					
1	1	1	0	0	1	1	1	0	0	0	s	s	s	s	s	P	P	0	t	t	t	t	t	0	0	0	x	x	x	x	x	Rxx+=mpy(Rs,Rt)
1	1	1	0	0	1	1	1	0	0	1	s	s	s	s	s	P	P	0	t	t	t	t	t	0	0	0	x	x	x	x	x	Rxx+=mpy(Rs,Rt)
1	1	1	0	0	1	1	1	0	1	0	s	s	s	s	s	P	P	0	t	t	t	t	t	0	0	0	x	x	x	x	x	Rxx+=mpyu(Rs,Rt)
1	1	1	0	0	1	1	1	0	1	1	s	s	s	s	s	P	P	0	t	t	t	t	t	0	0	0	x	x	x	x	x	Rxx+=mpyu(Rs,Rt)

Field name	Description
ICLASS	Instruction Class
MajOp	Major Opcode
MinOp	Minor Opcode
RegType	Register Type
Parse	Packet/Loop parse bits
d5	Field to encode register d
s5	Field to encode register s
t5	Field to encode register t
x5	Field to encode register x

Vector dual multiply

Multiply four 16-bit halfwords in Rss by the corresponding 16-bit halfwords in Rtt. The two lower results are scaled and added. The lower word of the accumulator is optionally added. This result is saturated to 32 bits and stored in the lower word of the accumulator. The same operation is performed on the upper two products using the upper word of the accumulator.



Syntax

```
Rdd=vdmpy(Rss,Rtt):<<1:sat
```

```
Rdd=vdmpy(Rss,Rtt):sat
```

Behavior

```
Rdd.w[0]=sat_32((Rss.h[0] * Rtt.h[0])<<1 +
(Rss.h[1] * Rtt.h[1])<<1);
Rdd.w[1]=sat_32((Rss.h[2] * Rtt.h[2])<<1 +
(Rss.h[3] * Rtt.h[3])<<1);
```

```
Rdd.w[0]=sat_32((Rss.h[0] * Rtt.h[0])<<0 +
(Rss.h[1] * Rtt.h[1])<<0);
Rdd.w[1]=sat_32((Rss.h[2] * Rtt.h[2])<<0 +
(Rss.h[3] * Rtt.h[3])<<0);
```

Syntax

```
Rxx+=vdmpy (Rss,Rtt) :<<1:sat
```

```
Rxx+=vdmpy (Rss,Rtt) :sat
```

Behavior

```
Rxx.w[0]=sat_32(Rxx.w[0] + (Rss.h[0] *
Rtt.h[0])<<1 + (Rss.h[1] * Rtt.h[1])<<1);
Rxx.w[1]=sat_32(Rxx.w[1] + (Rss.h[2] *
Rtt.h[2])<<1 + (Rss.h[3] * Rtt.h[3])<<1);
;
```

```
Rxx.w[0]=sat_32(Rxx.w[0] + (Rss.h[0] *
Rtt.h[0])<<0 + (Rss.h[1] * Rtt.h[1])<<0);
Rxx.w[1]=sat_32(Rxx.w[1] + (Rss.h[2] *
Rtt.h[2])<<0 + (Rss.h[3] * Rtt.h[3])<<0);
;
```

Class: XTYPE (slots 2,3)**Notes**

- If saturation occurs during execution of this instruction (a result is clamped to either maximum or minimum values), the OVF bit in the Status Register is set. OVF remains set until explicitly cleared by a transfer to SR.

Intrinsics

```
Rdd=vdmpy (Rss,Rtt) :<<1:sat
```

```
Word64 Q6_P_vdmpy_PP_s1_sat (Word64 Rss, Word64
Rtt)
```

```
Rdd=vdmpy (Rss,Rtt) :sat
```

```
Word64 Q6_P_vdmpy_PP_sat (Word64 Rss, Word64 Rtt)
```

```
Rxx+=vdmpy (Rss,Rtt) :<<1:sat
```

```
Word64 Q6_P_vdmpyacc_PP_s1_sat (Word64 Rxx,
Word64 Rss, Word64 Rtt)
```

```
Rxx+=vdmpy (Rss,Rtt) :sat
```

```
Word64 Q6_P_vdmpyacc_PP_sat (Word64 Rxx, Word64
Rss, Word64 Rtt)
```

Encoding

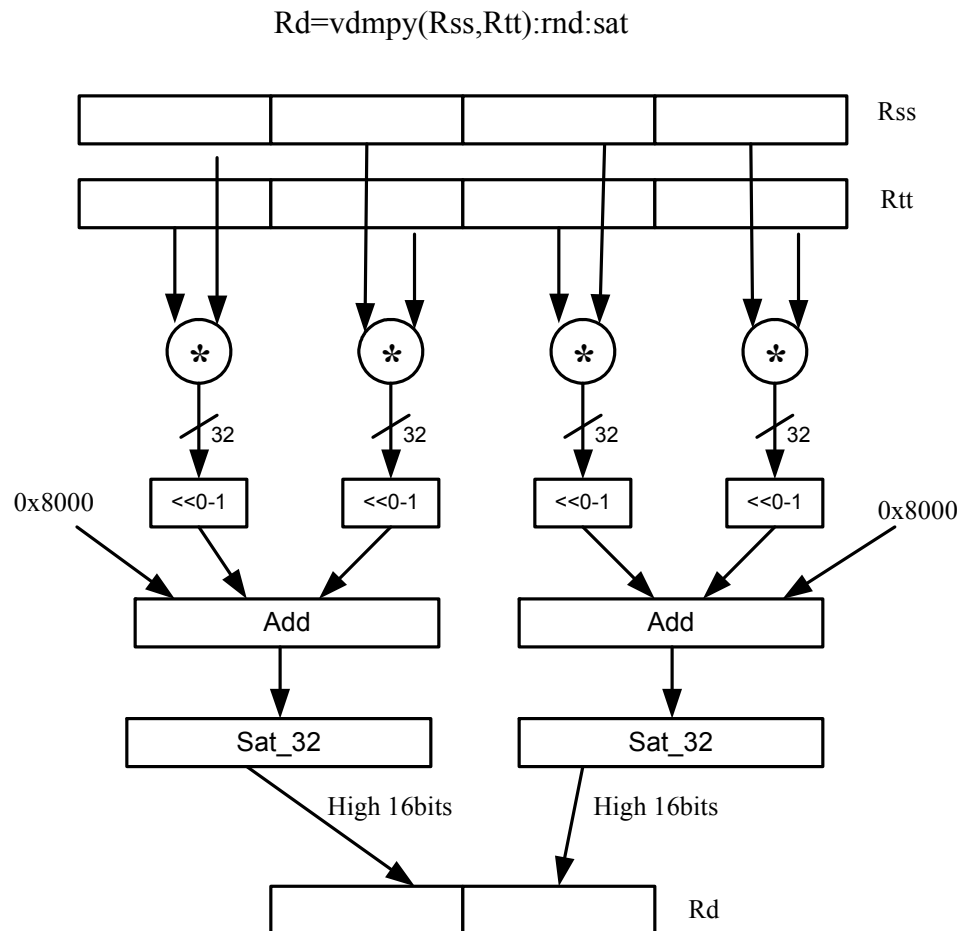
31	30	29	28	27	26	25	24	23	22	21	20	19	18	17	16	15	14	13	12	11	10	9	8	7	6	5	4	3	2	1	0	
ICLASS			RegType				MajOp			s5					Parse		t5					MinOp			d5							
1	1	1	0	1	0	0	0	N	0	0	s	s	s	s	s	P	P	0	t	t	t	t	t	1	0	0	d	d	d	d	d	Rdd=vdmpy(Rss,Rtt)[:<<N]:sat
ICLASS			RegType				MajOp			s5					Parse		t5					MinOp			x5							
1	1	1	0	1	0	1	0	N	0	0	s	s	s	s	s	P	P	0	t	t	t	t	t	1	0	0	x	x	x	x	x	Rxx+=vdmpy(Rss,Rtt)[:<<N]:sat

Field name	Description
ICLASS	Instruction Class
MajOp	Major Opcode
MinOp	Minor Opcode
RegType	Register Type
Parse	Packet/Loop parse bits
d5	Field to encode register d

Field name	Description
s5	Field to encode register s
t5	Field to encode register t
x5	Field to encode register x

Vector dual multiply with round and pack

Multiply four 16-bit halfwords in Rss by the corresponding 16-bit halfwords in Rtt. The two lower results are scaled and added together with a rounding constant. This result is saturated to 32 bits, and the upper 16 bits of this result are stored in the lower 16 bits of the destination register. The same operation is performed on the upper two products and the result is stored in the upper 16-bit halfword of the destination.



Syntax

```
Rd=vdmpy(Rss,Rtt)[:<<1]:rnd:sat
```

Behavior

```
Rd.h[0] = (sat_32((Rss.h[0] * Rtt.h[0]) [ <<1 ] +
(Rss.h[1] * Rtt.h[1]) [ <<1 ] + 0x8000)) .h[1];
Rd.h[1] = (sat_32((Rss.h[2] * Rtt.h[2]) [ <<1 ] +
(Rss.h[3] * Rtt.h[3]) [ <<1 ] + 0x8000)) .h[1];
```

Class: XTYPE (slots 2,3)

Notes

- If saturation occurs during execution of this instruction (a result is clamped to either maximum or minimum values), the OVF bit in the Status Register is set. OVF remains set until explicitly cleared by a transfer to SR.

Intrinsics

`Rd=vdmpy(Rss,Rtt):<<1:rnd:sat`

Word32 Q6_R_vdmpy_PP_s1_rnd_sat(Word64 Rss,
Word64 Rtt)

`Rd=vdmpy(Rss,Rtt):rnd:sat`

Word32 Q6_R_vdmpy_PP_rnd_sat(Word64 Rss, Word64
Rtt)

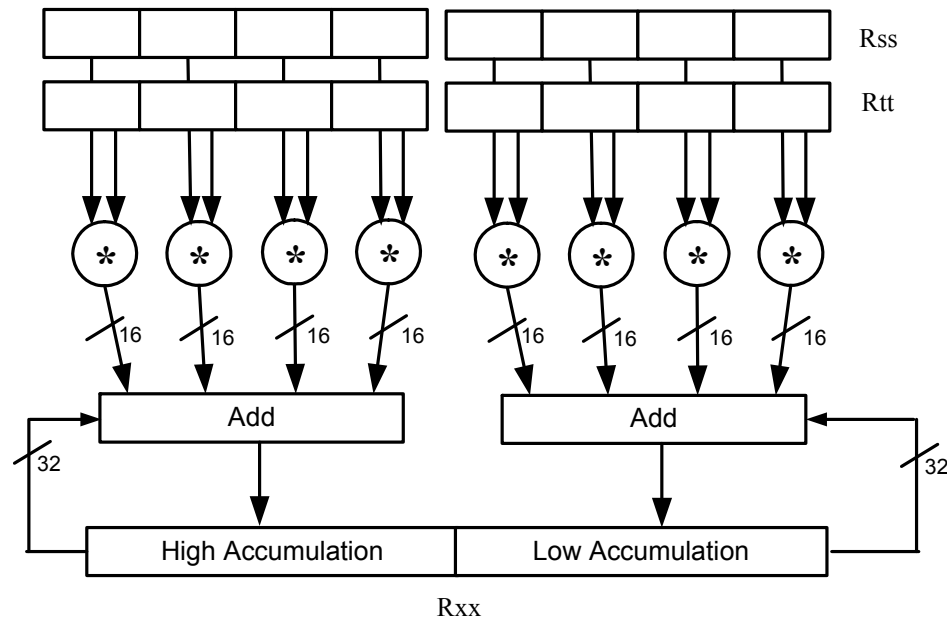
Encoding

31	30	29	28	27	26	25	24	23	22	21	20	19	18	17	16	15	14	13	12	11	10	9	8	7	6	5	4	3	2	1	0	
ICLASS				RegType				MajOp					s5					Parse		t5					MinOp			d5				
1	1	1	0	1	0	0	1	N	0	0	s	s	s	s	s	P	P	0	t	t	t	t	t	0	0	0	d	d	d	d	d	Rd=vdmpy(Rss,Rtt)[:<<N]:rnd:sat

Field name	Description
ICLASS	Instruction Class
MajOp	Major Opcode
MinOp	Minor Opcode
RegType	Register Type
Parse	Packet/Loop parse bits
d5	Field to encode register d
s5	Field to encode register s
t5	Field to encode register t

Vector reduce multiply bytes

Multiply eight 8-bit bytes in Rss by the corresponding 8-bit bytes in Rtt. The four lower results are accumulated. The lower word of the accumulator is optionally added. This result is stored in the lower 32 bits of the accumulator. The same operation is performed on the upper four products using the upper word of the accumulator. The eight bytes of Rss can be treated as either signed or unsigned.



Syntax

```
Rdd=vrmpybsu(Rss,Rtt)
```

```
Rdd=vrmpybu(Rss,Rtt)
```

```
Rxx+=vrmpybsu(Rss,Rtt)
```

Behavior

```
Rdd.w[0] = ((Rss.b[0] * Rtt.ub[0]) + (Rss.b[1] *
Rtt.ub[1]) + (Rss.b[2] * Rtt.ub[2]) + (Rss.b[3]
* Rtt.ub[3]));
Rdd.w[1] = ((Rss.b[4] * Rtt.ub[4]) + (Rss.b[5] *
Rtt.ub[5]) + (Rss.b[6] * Rtt.ub[6]) + (Rss.b[7]
* Rtt.ub[7]));
```

```
Rdd.w[0] = ((Rss.ub[0] * Rtt.ub[0]) + (Rss.ub[1] *
Rtt.ub[1]) + (Rss.ub[2] * Rtt.ub[2]) +
(Rss.ub[3] * Rtt.ub[3]));
Rdd.w[1] = ((Rss.ub[4] * Rtt.ub[4]) + (Rss.ub[5] *
Rtt.ub[5]) + (Rss.ub[6] * Rtt.ub[6]) +
(Rss.ub[7] * Rtt.ub[7]));
```

```
Rxx.w[0] = (Rxx.w[0] + (Rss.b[0] * Rtt.ub[0]) +
(Rss.b[1] * Rtt.ub[1]) + (Rss.b[2] * Rtt.ub[2])
+ (Rss.b[3] * Rtt.ub[3]));
Rxx.w[1] = (Rxx.w[1] + (Rss.b[4] * Rtt.ub[4]) +
(Rss.b[5] * Rtt.ub[5]) + (Rss.b[6] * Rtt.ub[6])
+ (Rss.b[7] * Rtt.ub[7]));
;
```

Syntax

```
Rxx+=vrmpybu(Rss,Rtt)
```

Behavior

```
Rxx.w[0]=(Rxx.w[0] + (Rss.ub[0] * Rtt.ub[0]) +
(Rss.ub[1] * Rtt.ub[1]) + (Rss.ub[2] *
Rtt.ub[2]) + (Rss.ub[3] * Rtt.ub[3]));
Rxx.w[1]=(Rxx.w[1] + (Rss.ub[4] * Rtt.ub[4]) +
(Rss.ub[5] * Rtt.ub[5]) + (Rss.ub[6] *
Rtt.ub[6]) + (Rss.ub[7] * Rtt.ub[7]));
;
```

Class: XTYPE (slots 2,3)**Intrinsics**

```
Rdd=vrmpybsu(Rss,Rtt)
```

```
Word64 Q6_P_vrmpybsu_PP(Word64 Rss, Word64 Rtt)
```

```
Rdd=vrmpybu(Rss,Rtt)
```

```
Word64 Q6_P_vrmpybu_PP(Word64 Rss, Word64 Rtt)
```

```
Rxx+=vrmpybsu(Rss,Rtt)
```

```
Word64 Q6_P_vrmpybsuacc_PP(Word64 Rxx, Word64
Rss, Word64 Rtt)
```

```
Rxx+=vrmpybu(Rss,Rtt)
```

```
Word64 Q6_P_vrmpybuacc_PP(Word64 Rxx, Word64
Rss, Word64 Rtt)
```

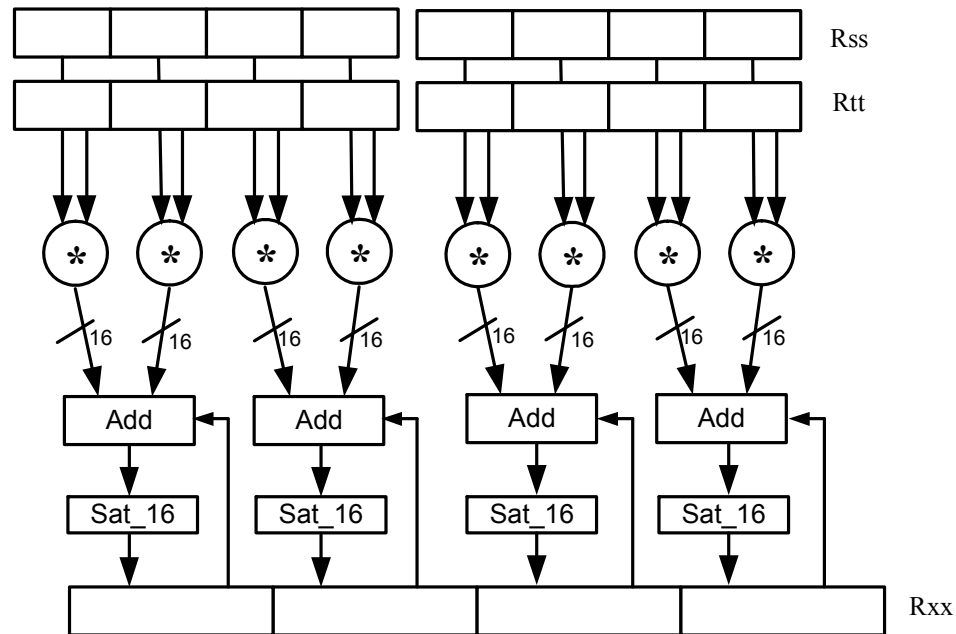
Encoding

31	30	29	28	27	26	25	24	23	22	21	20	19	18	17	16	15	14	13	12	11	10	9	8	7	6	5	4	3	2	1	0	
ICLASS				RegType				MajOp				s5					Parse		t5					MinOp			d5					
1	1	1	0	1	0	0	0	1	0	0	s	s	s	s	s	P	P	0	t	t	t	t	t	0	0	1	d	d	d	d	d	Rdd=vrmpybu(Rss,Rtt)
1	1	1	0	1	0	0	0	1	1	0	s	s	s	s	s	P	P	0	t	t	t	t	t	0	0	1	d	d	d	d	d	Rdd=vrmpybsu(Rss,Rtt)
ICLASS				RegType				MajOp				s5					Parse		t5					MinOp			x5					
1	1	1	0	1	0	1	0	1	0	0	s	s	s	s	s	P	P	0	t	t	t	t	t	0	0	1	x	x	x	x	x	Rxx+=vrmpybu(Rss,Rtt)
1	1	1	0	1	0	1	0	1	1	0	s	s	s	s	s	P	P	0	t	t	t	t	t	0	0	1	x	x	x	x	x	Rxx+=vrmpybsu(Rss,Rtt)

Field name	Description
ICLASS	Instruction Class
MajOp	Major Opcode
MinOp	Minor Opcode
RegType	Register Type
Parse	Packet/Loop parse bits
d5	Field to encode register d
s5	Field to encode register s
t5	Field to encode register t
x5	Field to encode register x

Vector dual multiply signed by unsigned bytes

Multiply eight 8-bit signed bytes in Rss by the corresponding 8-bit unsigned bytes in Rtt. Add the results in pairs, and optionally add the accumulator. The results are saturated to signed 16 bits and stored in the four halfwords of the destination register.



Syntax

```
Rdd=vdmpybsu (Rss, Rtt) : sat
```

```
Rxx+=vdmpybsu (Rss, Rtt) : sat
```

Behavior

```
Rdd.h[0]=sat_16((Rss.b[0] * Rtt.ub[0]) +
(Rss.b[1] * Rtt.ub[1]));
Rdd.h[1]=sat_16((Rss.b[2] * Rtt.ub[2]) +
(Rss.b[3] * Rtt.ub[3]));
Rdd.h[2]=sat_16((Rss.b[4] * Rtt.ub[4]) +
(Rss.b[5] * Rtt.ub[5]));
Rdd.h[3]=sat_16((Rss.b[6] * Rtt.ub[6]) +
(Rss.b[7] * Rtt.ub[7]));
```

```
Rxx.h[0]=sat_16((Rxx.h[0] + (Rss.b[0] *
Rtt.ub[0]) + (Rss.b[1] * Rtt.ub[1]));
Rxx.h[1]=sat_16((Rxx.h[1] + (Rss.b[2] *
Rtt.ub[2]) + (Rss.b[3] * Rtt.ub[3]));
Rxx.h[2]=sat_16((Rxx.h[2] + (Rss.b[4] *
Rtt.ub[4]) + (Rss.b[5] * Rtt.ub[5]));
Rxx.h[3]=sat_16((Rxx.h[3] + (Rss.b[6] *
Rtt.ub[6]) + (Rss.b[7] * Rtt.ub[7]));
;
```

Class: XTYPE (slots 2,3)

Notes

- If saturation occurs during execution of this instruction (a result is clamped to either maximum or minimum values), the OVF bit in the Status Register is set. OVF remains set until explicitly cleared by a transfer to SR.

Intrinsics

`Rdd=vdmpybsu(Rss,Rtt):sat`

Word64 Q6_P_vdmpybsu_PP_sat (Word64 Rss, Word64 Rtt)

`Rxx+=vdmpybsu(Rss,Rtt):sat`

Word64 Q6_P_vdmpybsuacc_PP_sat (Word64 Rxx, Word64 Rss, Word64 Rtt)

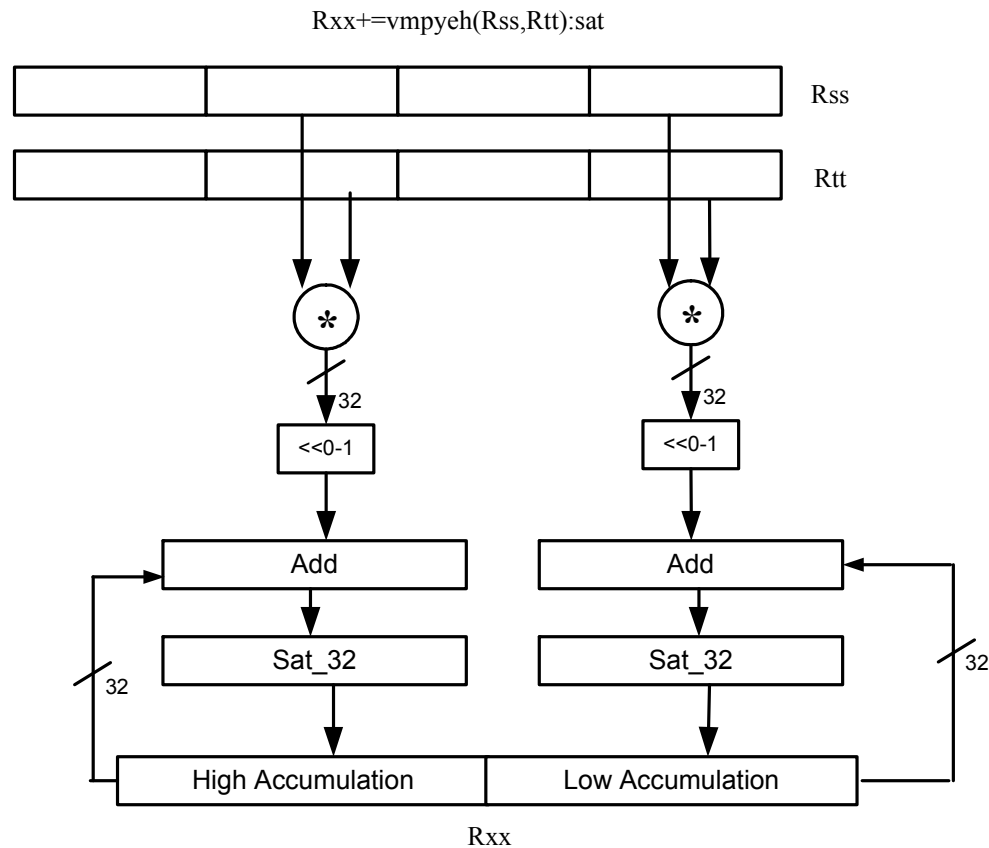
Encoding

31	30	29	28	27	26	25	24	23	22	21	20	19	18	17	16	15	14	13	12	11	10	9	8	7	6	5	4	3	2	1	0	
ICLASS				RegType				MajOp				s5					Parse		t5					MinOp			d5					
1	1	1	0	1	0	0	0	1	0	1	s	s	s	s	s	P	P	0	t	t	t	t	t	0	0	1	d	d	d	d	d	Rdd=vdmpybsu(Rss,Rtt):sat
ICLASS				RegType				MajOp				s5					Parse		t5					MinOp			x5					
1	1	1	0	1	0	1	0	0	0	1	s	s	s	s	s	P	P	0	t	t	t	t	t	0	0	1	x	x	x	x	x	Rxx+=vdmpybsu(Rss,Rtt):sat

Field name	Description
ICLASS	Instruction Class
MajOp	Major Opcode
MinOp	Minor Opcode
RegType	Register Type
Parse	Packet/Loop parse bits
d5	Field to encode register d
s5	Field to encode register s
t5	Field to encode register t
x5	Field to encode register x

Vector multiply even halfwords

Multiply the even 16-bit halfwords from Rss and Rtt separately. Optionally accumulate with the low and high words of the destination register pair and optionally saturate.



Syntax

$Rdd = vmpyeh(Rss, Rtt) : <<1 : sat$

$Rdd = vmpyeh(Rss, Rtt) : sat$

$Rxx += vmpyeh(Rss, Rtt)$

$Rxx += vmpyeh(Rss, Rtt) : <<1 : sat$

$Rxx += vmpyeh(Rss, Rtt) : sat$

Behavior

$Rdd.w[0] = sat_32((Rss.h[0] * Rtt.h[0]) << 1);$
 $Rdd.w[1] = sat_32((Rss.h[2] * Rtt.h[2]) << 1);$

$Rdd.w[0] = sat_32((Rss.h[0] * Rtt.h[0]) << 0);$
 $Rdd.w[1] = sat_32((Rss.h[2] * Rtt.h[2]) << 0);$

$Rxx.w[0] = Rxx.w[0] + (Rss.h[0] * Rtt.h[0]);$
 $Rxx.w[1] = Rxx.w[1] + (Rss.h[2] * Rtt.h[2]);$
 ;

$Rxx.w[0] = sat_32(Rxx.w[0] + (Rss.h[0] * Rtt.h[0]) << 1);$
 $Rxx.w[1] = sat_32(Rxx.w[1] + (Rss.h[2] * Rtt.h[2]) << 1);$
 ;

$Rxx.w[0] = sat_32(Rxx.w[0] + (Rss.h[0] * Rtt.h[0]) << 0);$
 $Rxx.w[1] = sat_32(Rxx.w[1] + (Rss.h[2] * Rtt.h[2]) << 0);$
 ;

Class: XTYPE (slots 2,3)**Notes**

- If saturation occurs during execution of this instruction (a result is clamped to either maximum or minimum values), the OVF bit in the Status Register is set. OVF remains set until explicitly cleared by a transfer to SR.

Intrinsics

Rdd=vmpyeh(Rss,Rtt) :<<1:sat	Word64 Q6_P_vmpyeh_PP_s1_sat(Word64 Rss, Word64 Rtt)
Rdd=vmpyeh(Rss,Rtt) :sat	Word64 Q6_P_vmpyeh_PP_sat(Word64 Rss, Word64 Rtt)
Rxx+=vmpyeh(Rss,Rtt)	Word64 Q6_P_vmpyehacc_PP(Word64 Rxx, Word64 Rss, Word64 Rtt)
Rxx+=vmpyeh(Rss,Rtt) :<<1:sat	Word64 Q6_P_vmpyehacc_PP_s1_sat(Word64 Rxx, Word64 Rss, Word64 Rtt)
Rxx+=vmpyeh(Rss,Rtt) :sat	Word64 Q6_P_vmpyehacc_PP_sat(Word64 Rxx, Word64 Rss, Word64 Rtt)

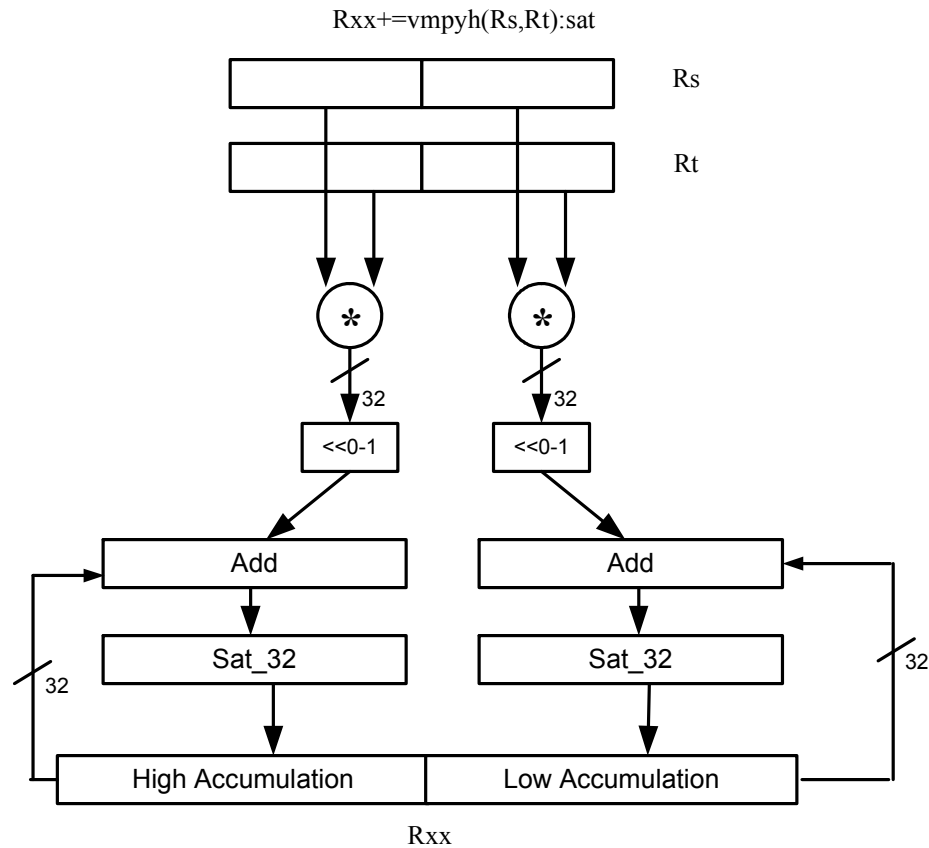
Encoding

31	30	29	28	27	26	25	24	23	22	21	20	19	18	17	16	15	14	13	12	11	10	9	8	7	6	5	4	3	2	1	0	
ICLASS			RegType				MajOp		s5					Parse		t5					MinOp		d5									
1	1	1	0	1	0	0	0	N	0	0	s	s	s	s	s	P	P	0	t	t	t	t	t	1	1	0	d	d	d	d	d	Rdd=vmpyeh(Rss,Rtt)[:<<N]:sat
ICLASS			RegType				MajOp		s5					Parse		t5					MinOp		x5									
1	1	1	0	1	0	1	0	0	0	1	s	s	s	s	s	P	P	0	t	t	t	t	t	0	1	0	x	x	x	x	x	Rxx+=vmpyeh(Rss,Rtt)
1	1	1	0	1	0	1	0	N	0	0	s	s	s	s	s	P	P	0	t	t	t	t	t	1	1	0	x	x	x	x	x	Rxx+=vmpyeh(Rss,Rtt)[:<<N]:sat

Field name	Description
ICLASS	Instruction Class
MajOp	Major Opcode
MinOp	Minor Opcode
RegType	Register Type
Parse	Packet/Loop parse bits
d5	Field to encode register d
s5	Field to encode register s
t5	Field to encode register t
x5	Field to encode register x

Vector multiply halfwords

Multiply two 16-bit halfwords separately, and optionally accumulate with the low and high words of the destination. Optionally saturate, and store the results back to the destination register pair.



Syntax

```
Rdd=vmpyh (Rs, Rt) [:<<1] :sat
```

```
Rxx+=vmpyh (Rs, Rt)
```

```
Rxx+=vmpyh (Rs, Rt) [:<<1] :sat
```

Behavior

```
Rdd.w[0]=sat_32((Rs.h[0] * Rt.h[0]) [<<1]);
Rdd.w[1]=sat_32((Rs.h[1] * Rt.h[1]) [<<1]);
```

```
Rxx.w[0]=Rxx.w[0] + (Rs.h[0] * Rt.h[0]);
Rxx.w[1]=Rxx.w[1] + (Rs.h[1] * Rt.h[1]);
;
```

```
Rxx.w[0]=sat_32(Rxx.w[0] + (Rs.h[0] *
Rt.h[0]) [<<1]);
Rxx.w[1]=sat_32(Rxx.w[1] + (Rs.h[1] *
Rt.h[1]) [<<1]);
;
```

Class: XTYPE (slots 2,3)**Notes**

- If saturation occurs during execution of this instruction (a result is clamped to either maximum or minimum values), the OVF bit in the Status Register is set. OVF remains set until explicitly cleared by a transfer to SR.

Intrinsics

Rdd=vmpyh(Rs,Rt) :<<1:sat	Word64 Q6_P_vmpyh_RR_s1_sat(Word32 Rs, Word32 Rt)
Rdd=vmpyh(Rs,Rt) :sat	Word64 Q6_P_vmpyh_RR_sat(Word32 Rs, Word32 Rt)
Rxx+=vmpyh(Rs,Rt)	Word64 Q6_P_vmpyhacc_RR(Word64 Rxx, Word32 Rs, Word32 Rt)
Rxx+=vmpyh(Rs,Rt) :<<1:sat	Word64 Q6_P_vmpyhacc_RR_s1_sat(Word64 Rxx, Word32 Rs, Word32 Rt)
Rxx+=vmpyh(Rs,Rt) :sat	Word64 Q6_P_vmpyhacc_RR_sat(Word64 Rxx, Word32 Rs, Word32 Rt)

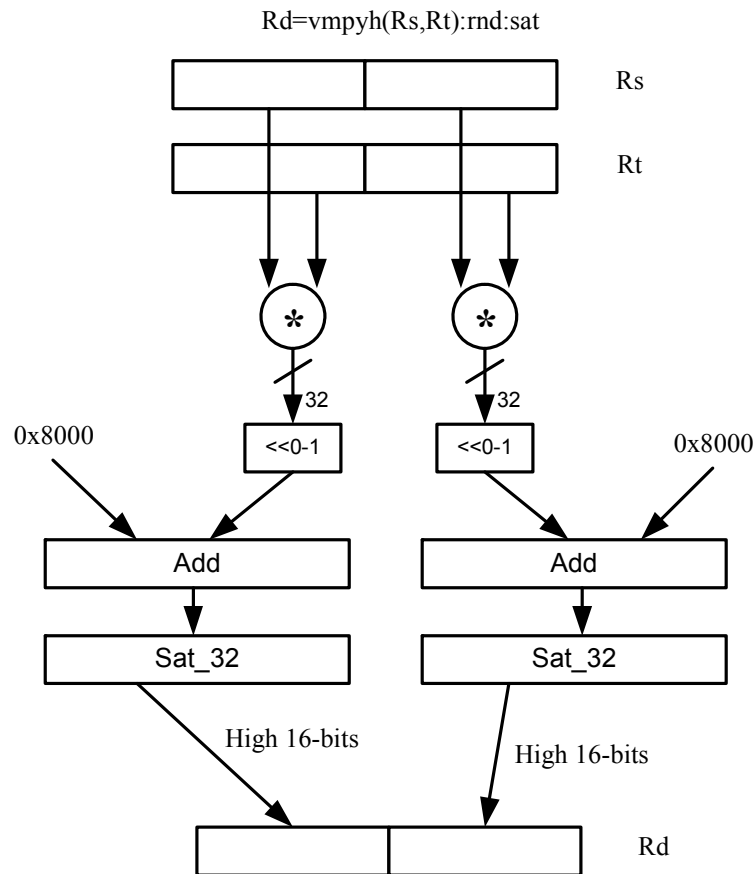
Encoding

31	30	29	28	27	26	25	24	23	22	21	20	19	18	17	16	15	14	13	12	11	10	9	8	7	6	5	4	3	2	1	0	
ICLASS			RegType			MajOp			s5					Parse		t5					MinOp			d5								
1	1	1	0	0	1	0	1	N	0	0	s	s	s	s	s	P	P	0	t	t	t	t	t	1	0	1	d	d	d	d	d	Rdd=vmpyh(Rs,Rt)[:<<N]:sat
ICLASS			RegType			MajOp			s5					Parse		t5					MinOp			x5								
1	1	1	0	0	1	1	1	0	0	1	s	s	s	s	s	P	P	0	t	t	t	t	t	0	0	1	x	x	x	x	x	Rxx+=vmpyh(Rs,Rt)
1	1	1	0	0	1	1	1	N	0	0	s	s	s	s	s	P	P	0	t	t	t	t	t	1	0	1	x	x	x	x	x	Rxx+=vmpyh(Rs,Rt)[:<<N]:sat

Field name	Description
ICLASS	Instruction Class
MajOp	Major Opcode
MinOp	Minor Opcode
RegType	Register Type
Parse	Packet/Loop parse bits
d5	Field to encode register d
s5	Field to encode register s
t5	Field to encode register t
x5	Field to encode register x

Vector multiply halfwords with round and pack

Multiply two 16-bit halfwords separately. Round the results, and store the high halfwords packed in a single register destination.



Syntax

$Rd = \text{vmpyh}(Rs, Rt) [: \ll 1] : \text{rnd} : \text{sat}$

Behavior

```
Rd.h[1] = (sat_32((Rs.h[1] * Rt.h[1]) [ << 1 ] +
0x8000)) .h[1];
Rd.h[0] = (sat_32((Rs.h[0] * Rt.h[0]) [ << 1 ] +
0x8000)) .h[1];
```

Class: XTYPE (slots 2,3)

Notes

- If saturation occurs during execution of this instruction (a result is clamped to either maximum or minimum values), the OVF bit in the Status Register is set. OVF remains set until explicitly cleared by a transfer to SR.

Intrinsics

`Rd=vmpyh(Rs,Rt):<<1:rnd:sat` Word32 Q6_R_vmpyh_RR_s1_rnd_sat (Word32 Rs, Word32 Rt)

`Rd=vmpyh(Rs,Rt):rnd:sat` Word32 Q6_R_vmpyh_RR_rnd_sat (Word32 Rs, Word32 Rt)

Encoding

31	30	29	28	27	26	25	24	23	22	21	20	19	18	17	16	15	14	13	12	11	10	9	8	7	6	5	4	3	2	1	0	
ICLASS				RegType				MajOp				s5					Parse		t5					MinOp			d5					
1	1	1	0	1	1	0	1	N	0	1	s	s	s	s	s	P	P	0	t	t	t	t	t	1	1	1	d	d	d	d	d	Rd=vmpyh(Rs,Rt)[:<N]:rnd:sat

Field name	Description
ICLASS	Instruction Class
MajOp	Major Opcode
MinOp	Minor Opcode
RegType	Register Type
Parse	Packet/Loop parse bits
d5	Field to encode register d
s5	Field to encode register s
t5	Field to encode register t

Vector multiply halfwords, signed by unsigned

Multiply two 16-bit halfwords. Rs is considered signed, Ru unsigned.

Syntax	Behavior
<code>Rdd=vmpyhsu (Rs, Rt) [:<<1] :sat</code>	<code>Rdd.w[0]=sat_32((Rs.h[0] * Rt.uh[0]) [<<1]);</code> <code>Rdd.w[1]=sat_32((Rs.h[1] * Rt.uh[1]) [<<1]);</code>
<code>Rxx+=vmpyhsu (Rs, Rt) [:<<1] :sat</code>	<code>Rxx.w[0]=sat_32(Rxx.w[0] + (Rs.h[0] * Rt.uh[0]) [<<1]);</code> <code>Rxx.w[1]=sat_32(Rxx.w[1] + (Rs.h[1] * Rt.uh[1]) [<<1]);</code> ;

Class: XTYPE (slots 2,3)

Notes

- If saturation occurs during execution of this instruction (a result is clamped to either maximum or minimum values), the OVF bit in the Status Register is set. OVF remains set until explicitly cleared by a transfer to SR.

Intrinsics

<code>Rdd=vmpyhsu (Rs, Rt) :<<1:sat</code>	Word64 Q6_P_vmpyhsu_RR_s1_sat (Word32 Rs, Word32 Rt)
<code>Rdd=vmpyhsu (Rs, Rt) :sat</code>	Word64 Q6_P_vmpyhsu_RR_sat (Word32 Rs, Word32 Rt)
<code>Rxx+=vmpyhsu (Rs, Rt) :<<1:sat</code>	Word64 Q6_P_vmpyhsuacc_RR_s1_sat (Word64 Rxx, Word32 Rs, Word32 Rt)
<code>Rxx+=vmpyhsu (Rs, Rt) :sat</code>	Word64 Q6_P_vmpyhsuacc_RR_sat (Word64 Rxx, Word32 Rs, Word32 Rt)

Encoding

31	30	29	28	27	26	25	24	23	22	21	20	19	18	17	16	15	14	13	12	11	10	9	8	7	6	5	4	3	2	1	0	
ICLASS			RegType				MajOp			s5					Parse		t5					MinOp			d5							
1	1	1	0	0	1	0	1	N	0	0	s	s	s	s	s	P	P	0	t	t	t	t	t	1	1	1	d	d	d	d	d	Rdd=vmpyhsu(Rs,Rt)[:<<N]:sat
ICLASS			RegType				MajOp			s5					Parse		t5					MinOp			x5							
1	1	1	0	0	1	1	1	N	1	1	s	s	s	s	s	P	P	0	t	t	t	t	t	1	0	1	x	x	x	x	x	Rxx+=vmpyhsu(Rs,Rt)[:<<N]:sat

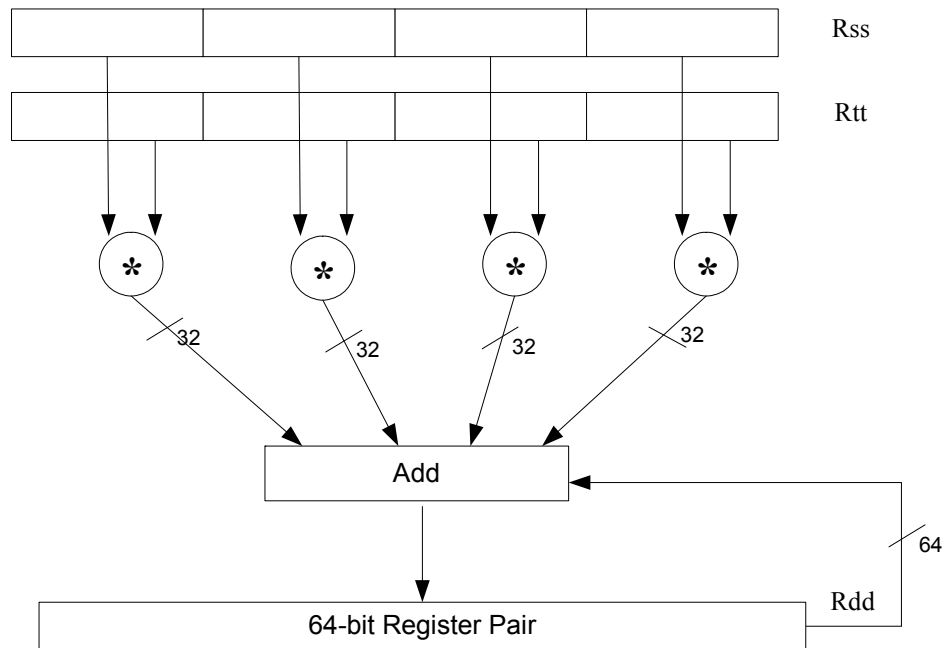
Field name	Description
ICLASS	Instruction Class
MajOp	Major Opcode
MinOp	Minor Opcode
RegType	Register Type
Parse	Packet/Loop parse bits
d5	Field to encode register d

Field name	Description
s5	Field to encode register s
t5	Field to encode register t
x5	Field to encode register x

Vector reduce multiply halfwords

Multiply each halfword of *Rss* by the corresponding halfword in *Rtt*. Add the intermediate products together and then optionally add the accumulator. Store the full 64-bit result in the destination register pair.

This instruction is known as "big mac".



Syntax

```
Rdd=vrmpyh (Rss,Rtt)
```

```
Rxx+=vrmpyh (Rss,Rtt)
```

Behavior

```
Rdd = (Rss.h[0] * Rtt.h[0]) + (Rss.h[1] *  
Rtt.h[1]) + (Rss.h[2] * Rtt.h[2]) + (Rss.h[3] *  
Rtt.h[3]);
```

```
Rxx = Rxx + (Rss.h[0] * Rtt.h[0]) + (Rss.h[1] *  
Rtt.h[1]) + (Rss.h[2] * Rtt.h[2]) + (Rss.h[3] *  
Rtt.h[3]);  
;
```

Class: XTYPE (slots 2,3)

Intrinsics

```
Rdd=vrmpyh (Rss,Rtt)
```

```
Rxx+=vrmpyh (Rss,Rtt)
```

```
Word64 Q6_P_vrmpyh_PP(Word64 Rss, Word64 Rtt)
```

```
Word64 Q6_P_vrmpyhacc_PP(Word64 Rxx, Word64 Rss,  
Word64 Rtt)
```

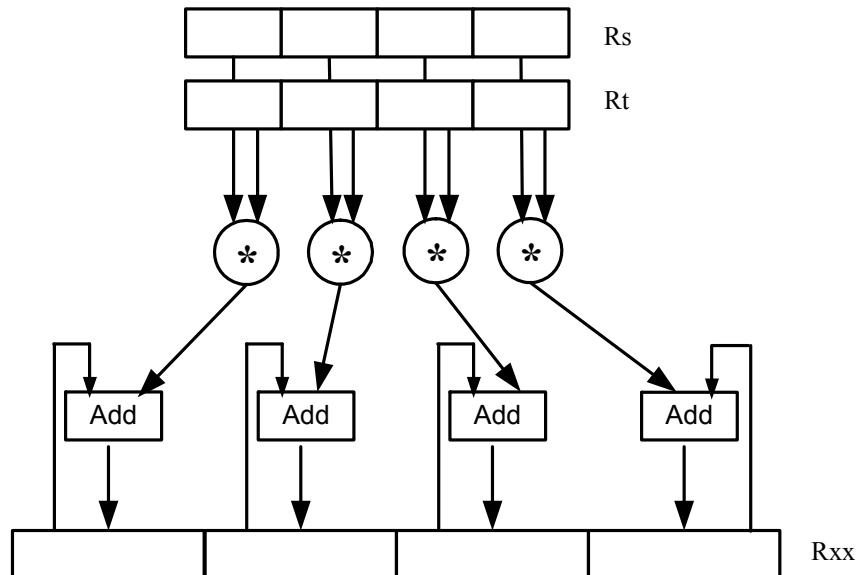
Encoding

31	30	29	28	27	26	25	24	23	22	21	20	19	18	17	16	15	14	13	12	11	10	9	8	7	6	5	4	3	2	1	0	
ICLASS				RegType				MajOp				s5					Parse		t5					MinOp			d5					
1	1	1	0	1	0	0	0	0	0	0	s	s	s	s	s	P	P	0	t	t	t	t	t	0	1	0	d	d	d	d	d	Rdd=vrmphyh(Rss,Rtt)
ICLASS				RegType				MajOp				s5					Parse		t5					MinOp			x5					
1	1	1	0	1	0	1	0	0	0	0	s	s	s	s	s	P	P	0	t	t	t	t	t	0	1	0	x	x	x	x	x	Rxx+=vrmphyh(Rss,Rtt)

Field name	Description
ICLASS	Instruction Class
MajOp	Major Opcode
MinOp	Minor Opcode
RegType	Register Type
Parse	Packet/Loop parse bits
d5	Field to encode register d
s5	Field to encode register s
t5	Field to encode register t
x5	Field to encode register x

Vector multiply bytes

Four 8-bit bytes from register *Rs* are multiplied by four 8-bit bytes from *Rt*. The product is optionally accumulated with the 16-bit value from the destination register. The 16-bit results are packed in the destination register pair. The bytes of *Rs* can be treated as either signed or unsigned.



Syntax

`Rdd=vmpybsu (Rs, Rt)`

Behavior

```
Rdd.h[0] = ((Rs.b[0] * Rt.ub[0]));
Rdd.h[1] = ((Rs.b[1] * Rt.ub[1]));
Rdd.h[2] = ((Rs.b[2] * Rt.ub[2]));
Rdd.h[3] = ((Rs.b[3] * Rt.ub[3]));
```

`Rdd=vmpybu (Rs, Rt)`

```
Rdd.h[0] = ((Rs.ub[0] * Rt.ub[0]));
Rdd.h[1] = ((Rs.ub[1] * Rt.ub[1]));
Rdd.h[2] = ((Rs.ub[2] * Rt.ub[2]));
Rdd.h[3] = ((Rs.ub[3] * Rt.ub[3]));
```

`Rxx+=vmpybsu (Rs, Rt)`

```
Rxx.h[0] = (Rxx.h[0] + (Rs.b[0] * Rt.ub[0]));
Rxx.h[1] = (Rxx.h[1] + (Rs.b[1] * Rt.ub[1]));
Rxx.h[2] = (Rxx.h[2] + (Rs.b[2] * Rt.ub[2]));
Rxx.h[3] = (Rxx.h[3] + (Rs.b[3] * Rt.ub[3]));
;
```

`Rxx+=vmpybu (Rs, Rt)`

```
Rxx.h[0] = (Rxx.h[0] + (Rs.ub[0] * Rt.ub[0]));
Rxx.h[1] = (Rxx.h[1] + (Rs.ub[1] * Rt.ub[1]));
Rxx.h[2] = (Rxx.h[2] + (Rs.ub[2] * Rt.ub[2]));
Rxx.h[3] = (Rxx.h[3] + (Rs.ub[3] * Rt.ub[3]));
;
```

Class: XTYPE (slots 2,3)**Intrinsics**

Rdd=vmpybsu (Rs, Rt)	Word64 Q6_P_vmpybsu_RR (Word32 Rs, Word32 Rt)
Rdd=vmpybu (Rs, Rt)	Word64 Q6_P_vmpybu_RR (Word32 Rs, Word32 Rt)
Rxx+=vmpybsu (Rs, Rt)	Word64 Q6_P_vmpybsuacc_RR (Word64 Rxx, Word32 Rs, Word32 Rt)
Rxx+=vmpybu (Rs, Rt)	Word64 Q6_P_vmpybuacc_RR (Word64 Rxx, Word32 Rs, Word32 Rt)

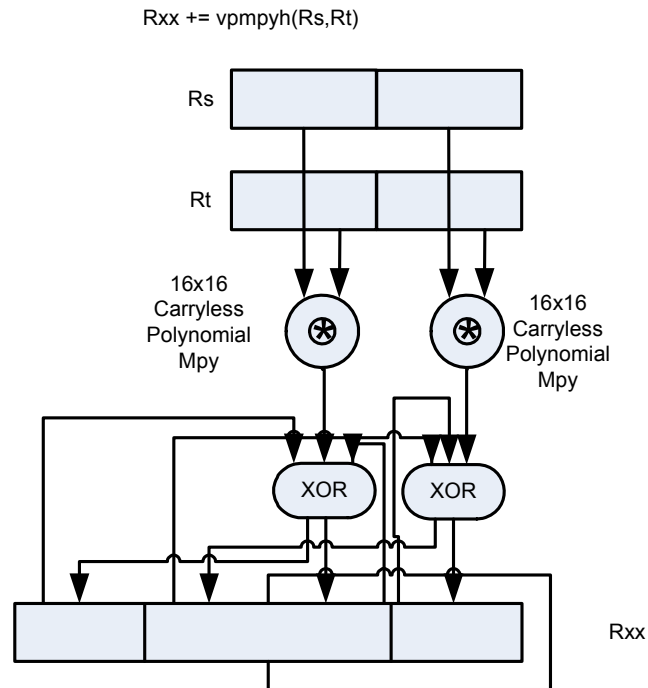
Encoding

31	30	29	28	27	26	25	24	23	22	21	20	19	18	17	16	15	14	13	12	11	10	9	8	7	6	5	4	3	2	1	0	
ICLASS			RegType				MajOp			s5					Parse		t5					MinOp			d5							
1	1	1	0	0	1	0	1	0	1	0	s	s	s	s	s	P	P	0	t	t	t	t	t	0	0	1	d	d	d	d	d	Rdd=vmpybsu(Rs,Rt)
1	1	1	0	0	1	0	1	1	0	0	s	s	s	s	s	P	P	0	t	t	t	t	t	0	0	1	d	d	d	d	d	Rdd=vmpybu(Rs,Rt)
ICLASS			RegType				MajOp			s5					Parse		t5					MinOp			x5							
1	1	1	0	0	1	1	1	1	0	0	s	s	s	s	s	P	P	0	t	t	t	t	t	0	0	1	x	x	x	x	x	Rxx+=vmpybu(Rs,Rt)
1	1	1	0	0	1	1	1	1	1	0	s	s	s	s	s	P	P	0	t	t	t	t	t	0	0	1	x	x	x	x	x	Rxx+=vmpybsu(Rs,Rt)

Field name	Description
ICLASS	Instruction Class
MajOp	Major Opcode
MinOp	Minor Opcode
RegType	Register Type
Parse	Packet/Loop parse bits
d5	Field to encode register d
s5	Field to encode register s
t5	Field to encode register t
x5	Field to encode register x

Vector polynomial multiply halfwords

Perform a vector 16x16 carryless polynomial multiply using 32-bit source registers Rs and Rt. The 64-bit result is stored in packed H,H,L,L format in the destination register. The destination register can also be optionally accumulated (XOR'd). Finite field multiply instructions are useful for many algorithms including scramble code generation, cryptographic algorithms, convolutional, and Reed Solomon codes.



Syntax

$R_{dd} = \text{vpmpyh}(R_s, R_t)$

Behavior

```

x0 = Rs.uh[0];
x1 = Rs.uh[1];
y0 = Rt.uh[0];
y1 = Rt.uh[1];
prod0 = prod1 = 0;
for(i=0; i < 16; i++) {
    if((y0 >> i) & 1) prod0 ^= (x0 << i);
    if((y1 >> i) & 1) prod1 ^= (x1 << i);
}
Rdd.h[0]=prod0.uh[0];
Rdd.h[1]=prod1.uh[0];
Rdd.h[2]=prod0.uh[1];
Rdd.h[3]=prod1.uh[1];

```

Syntax

```
Rxx ^=vpmpyh (Rs, Rt)
```

Behavior

```
x0 = Rs.uh[0];
x1 = Rs.uh[1];
y0 = Rt.uh[0];
y1 = Rt.uh[1];
prod0 = prod1 = 0;
for(i=0; i < 16; i++) {
    if((y0 >> i) & 1) prod0 ^= (x0 << i);
    if((y1 >> i) & 1) prod1 ^= (x1 << i);
}
Rxx.h[0]=Rxx.uh[0] ^ prod0.uh[0];
Rxx.h[1]=Rxx.uh[1] ^ prod1.uh[0];
Rxx.h[2]=Rxx.uh[2] ^ prod0.uh[1];
Rxx.h[3]=Rxx.uh[3] ^ prod1.uh[1];
```

Class: XTYPE (slots 2,3)**Intrinsics**

```
Rdd=vpmpyh (Rs, Rt)
```

```
Word64 Q6_P_vpmpyh_RR(Word32 Rs, Word32 Rt)
```

```
Rxx ^=vpmpyh (Rs, Rt)
```

```
Word64 Q6_P_vpmpyh_xacc_RR(Word64 Rxx, Word32 Rs,
Word32 Rt)
```

Encoding

31	30	29	28	27	26	25	24	23	22	21	20	19	18	17	16	15	14	13	12	11	10	9	8	7	6	5	4	3	2	1	0	
ICLASS				RegType			MajOp			s5					Parse		t5					MinOp			d5							
1	1	1	0	0	1	0	1	1	1	0	s	s	s	s	s	P	P	0	t	t	t	t	t	1	1	1	d	d	d	d	d	Rdd=vpmpyh(Rs,Rt)
ICLASS				RegType			MajOp			s5					Parse		t5					MinOp			x5							
1	1	1	0	0	1	1	1	1	0	1	s	s	s	s	s	P	P	0	t	t	t	t	t	1	1	1	x	x	x	x	x	Rxx ^=vpmpyh(Rs,Rt)

Field name	Description
ICLASS	Instruction Class
MajOp	Major Opcode
MinOp	Minor Opcode
RegType	Register Type
Parse	Packet/Loop parse bits
d5	Field to encode register d
s5	Field to encode register s
t5	Field to encode register t
x5	Field to encode register x

11.10.6 XTYPE/PERM

The XTYPE/PERM instruction subclass includes instructions which perform permutations.

CABAC decode bin

This is a special-purpose instruction to support H.264 Context Adaptive Binary Arithmetic Coding (CABAC).

Syntax

```
Rdd=decbin(Rss,Rtt)
```

Behavior

```
state = Rtt.w[1][5:0];
valMPS = Rtt.w[1][8:8];
bitpos = Rtt.w[0][4:0];
range = Rss.w[0];
offset = Rss.w[1];
range <<= bitpos;
offset <<= bitpos;
rLPS = rLPS_table_64x4[state][ (range >>29)&3];
rLPS = rLPS << 23;
rMPS= (range&0xff800000) - rLPS;
if (offset < rMPS) {
    Rdd = AC_next_state_MPS_64[state];
    Rdd[8:8]=valMPS;
    Rdd[31:23]=(rMPS>>23);
    Rdd.w[1]=offset;
    P0=valMPS;
} else {
    Rdd = AC_next_state_LPS_64[state];
    Rdd[8:8]=(!state)?(1-valMPS):(valMPS);
    Rdd[31:23]=(rLPS>>23);
    Rdd.w[1]=(offset-rMPS);
    P0=(valMPS^1);
}
```

Class: XTYPE (slots 2,3)

Notes

- The predicate generated by this instruction cannot be used as a .new predicate, nor can it be automatically AND'd with another predicate.

Encoding

31	30	29	28	27	26	25	24	23	22	21	20	19	18	17	16	15	14	13	12	11	10	9	8	7	6	5	4	3	2	1	0	
ICLASS				RegType			Maj		s5					Parse		t5					Min		d5									
1	1	0	0	0	0	0	1	1	1	-	s	s	s	s	s	P	P	-	t	t	t	t	t	1	1	-	d	d	d	d	d	Rdd=decbin(Rss,Rtt)

Field name	Description
ICLASS	Instruction Class
Parse	Packet/Loop parse bits
d5	Field to encode register d

Field name	Description
s5	Field to encode register s
t5	Field to encode register t
Maj	Major Opcode
Min	Minor Opcode
RegType	Register Type

Saturate

Saturate a single scalar value.

`sath` saturates a signed 32-bit number to a signed 16-bit number, which is sign-extended back to 32 bits and placed in the destination register. The minimum negative value of the result is `0xffff8000` and the maximum positive value is `0x00007fff`.

`satuh` saturates a signed 32-bit number to an unsigned 16-bit number, which is zero-extended back to 32 bits and placed in the destination register. The minimum value of the result is `0` and the maximum value is `0x0000ffff`.

`satb` saturates a signed 32-bit number to a signed 8-bit number, which is sign-extended back to 32 bits and placed in the destination register. The minimum value of the result is `0xfffff80` and the maximum value is `0x0000007f`.

`satub` saturates a signed 32-bit number to an unsigned 8-bit number, which is zero-extended back to 32 bits and placed in the destination register. The minimum value of the result is `0` and the maximum value is `0x000000ff`.

Syntax	Behavior
<code>Rd=sat (Rss)</code>	<code>Rd = sat_32 (Rss) ;</code>
<code>Rd=satb (Rs)</code>	<code>Rd = sat_8 (Rs) ;</code>
<code>Rd=sath (Rs)</code>	<code>Rd = sat_16 (Rs) ;</code>
<code>Rd=satub (Rs)</code>	<code>Rd = usat_8 (Rs) ;</code>
<code>Rd=satuh (Rs)</code>	<code>Rd = usat_16 (Rs) ;</code>

Class: XTYPE (slots 2,3)

Notes

- If saturation occurs during execution of this instruction (a result is clamped to either maximum or minimum values), the OVF bit in the Status Register is set. OVF remains set until explicitly cleared by a transfer to SR.

Intrinsics

<code>Rd=sat (Rss)</code>	<code>Word32 Q6_R_sat_P (Word64 Rss)</code>
<code>Rd=satb (Rs)</code>	<code>Word32 Q6_R_satb_R (Word32 Rs)</code>
<code>Rd=sath (Rs)</code>	<code>Word32 Q6_R_sath_R (Word32 Rs)</code>
<code>Rd=satub (Rs)</code>	<code>Word32 Q6_R_satub_R (Word32 Rs)</code>
<code>Rd=satuh (Rs)</code>	<code>Word32 Q6_R_satuh_R (Word32 Rs)</code>

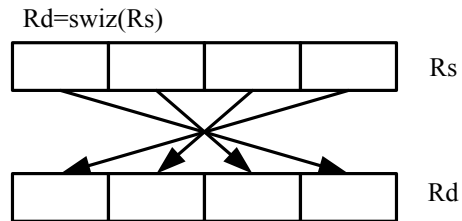
Encoding

31	30	29	28	27	26	25	24	23	22	21	20	19	18	17	16	15	14	13	12	11	10	9	8	7	6	5	4	3	2	1	0	
ICLASS				RegType				MajOp		s5					Parse				MinOp			d5										
1	0	0	0	1	0	0	0	1	1	0	s	s	s	s	s	P	P	-	-	-	-	-	-	0	0	0	d	d	d	d	d	Rd=sat(Rss)
1	0	0	0	1	1	0	0	1	1	0	s	s	s	s	s	P	P	-	-	-	-	-	-	1	0	0	d	d	d	d	d	Rd=sath(Rs)
1	0	0	0	1	1	0	0	1	1	0	s	s	s	s	s	P	P	-	-	-	-	-	-	1	0	1	d	d	d	d	d	Rd=satuh(Rs)
1	0	0	0	1	1	0	0	1	1	0	s	s	s	s	s	P	P	-	-	-	-	-	-	1	1	0	d	d	d	d	d	Rd=satub(Rs)
1	0	0	0	1	1	0	0	1	1	0	s	s	s	s	s	P	P	-	-	-	-	-	-	1	1	1	d	d	d	d	d	Rd=satb(Rs)

Field name	Description
ICLASS	Instruction Class
Parse	Packet/Loop parse bits
d5	Field to encode register d
s5	Field to encode register s
MajOp	Major Opcode
MinOp	Minor Opcode
RegType	Register Type

Swizzle bytes

Swizzle the bytes of a word. This instruction is useful in converting between little and big endian formats.



Syntax

```
Rd=swiz(Rs)
```

Behavior

```
Rd.b[0]=Rs.b[3];
Rd.b[1]=Rs.b[2];
Rd.b[2]=Rs.b[1];
Rd.b[3]=Rs.b[0];
```

Class: XTYPE (slots 2,3)

Intrinsics

```
Rd=swiz(Rs)
```

```
Word32 Q6_R_swiz_R(Word32 Rs)
```

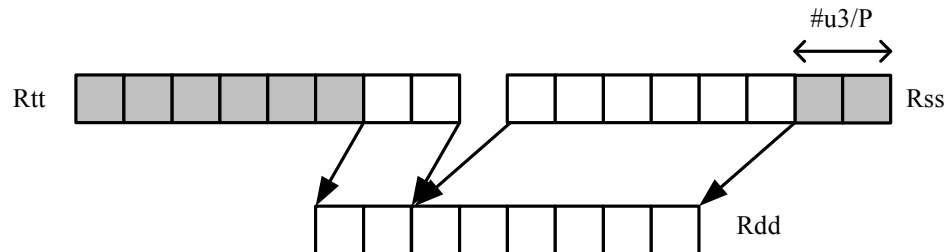
Encoding

31	30	29	28	27	26	25	24	23	22	21	20	19	18	17	16	15	14	13	12	11	10	9	8	7	6	5	4	3	2	1	0	
ICLASS				RegType				MajOp				s5					Parse		MinOp			d5										
1	0	0	0	1	1	0	0	1	0	0	s	s	s	s	s	P	P	-	-	-	-	-	-	1	1	1	d	d	d	d	d	Rd=swiz(Rs)

Field name	Description
ICLASS	Instruction Class
Parse	Packet/Loop parse bits
d5	Field to encode register d
s5	Field to encode register s
MajOp	Major Opcode
MinOp	Minor Opcode
RegType	Register Type

Vector align

Align a vector. Use the immediate amount, or the least significant 3 bits of a Predicate register, as the number of bytes to align. Shift the Rss register pair right by this number of bytes. Fill the vacated positions with the least significant elements from Rtt.



Syntax

```
Rdd=valignb(Rtt,Rss,#u3)
```

```
Rdd=valignb(Rtt,Rss,Pu)
```

Behavior

```
Rdd = (Rss >>> #u*8) | (Rtt << ((8-#u)*8));
```

```
PREDUSE_TIMING;
Rdd = Rss >>> (Pu&0x7)*8 | (Rtt << (8-
(Pu&0x7))*8);
```

Class: XTYPE (slots 2,3)

Intrinsics

```
Rdd=valignb(Rtt,Rss,#u3)
```

```
Word64 Q6_P_valignb_PPI(Word64 Rtt, Word64 Rss,
Word32 Iu3)
```

```
Rdd=valignb(Rtt,Rss,Pu)
```

```
Word64 Q6_P_valignb_PPp(Word64 Rtt, Word64 Rss,
Byte Pu)
```

Encoding

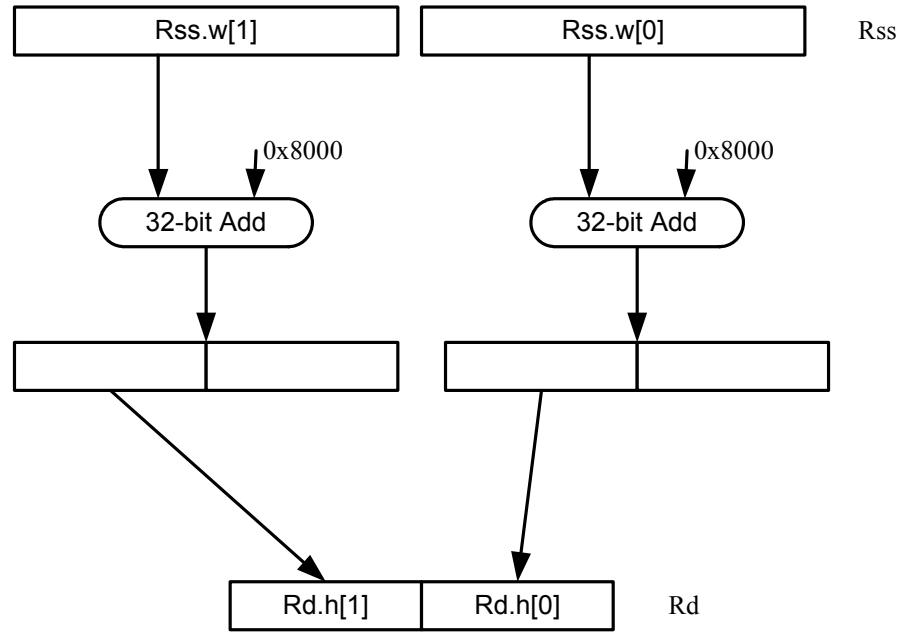
31	30	29	28	27	26	25	24	23	22	21	20	19	18	17	16	15	14	13	12	11	10	9	8	7	6	5	4	3	2	1	0	
ICLASS				RegType				Maj	s5					Parse		t5					Min	d5										
1	1	0	0	0	0	0	0	0	-	-	s	s	s	s	s	P	P	-	t	t	t	t	t	i	i	i	d	d	d	d	d	Rdd=valignb(Rtt,Rss,#u3)
ICLASS				RegType				Maj	s5					Parse		t5					u2	d5										
1	1	0	0	0	0	1	0	0	-	-	s	s	s	s	s	P	P	-	t	t	t	t	t	-	u	u	d	d	d	d	d	Rdd=valignb(Rtt,Rss,Pu)

Field name	Description
ICLASS	Instruction Class
Parse	Packet/Loop parse bits
d5	Field to encode register d
s5	Field to encode register s
t5	Field to encode register t
u2	Field to encode register u

Field name	Description
Maj	Major Opcode
Min	Minor Opcode
RegType	Register Type

Vector round and pack

Add the constant 0x00008000 to each word in the 64-bit source vector Rss. Optionally saturate this addition to 32 bits. Pack the high halfwords of the result into the corresponding halfword of the 32-bit destination register.



Syntax

```
Rd=vrndwh(Rss)
```

```
Rd=vrndwh(Rss) : sat
```

Behavior

```
for (i=0; i<2; i++) {
    Rd.h[i] = (Rss.w[i] + 0x08000) .h[1];
}
```

```
for (i=0; i<2; i++) {
    Rd.h[i] = sat_32(Rss.w[i] + 0x08000) .h[1];
}
```

Class: XTYPE (slots 2,3)

Notes

- If saturation occurs during execution of this instruction (a result is clamped to either maximum or minimum values), the OVF bit in the Status Register is set. OVF remains set until explicitly cleared by a transfer to SR.

Intrinsics

```
Rd=vrndwh(Rss)
```

```
Word32 Q6_R_vrndwh_P(Word64 Rss)
```

```
Rd=vrndwh(Rss) : sat
```

```
Word32 Q6_R_vrndwh_P_sat(Word64 Rss)
```

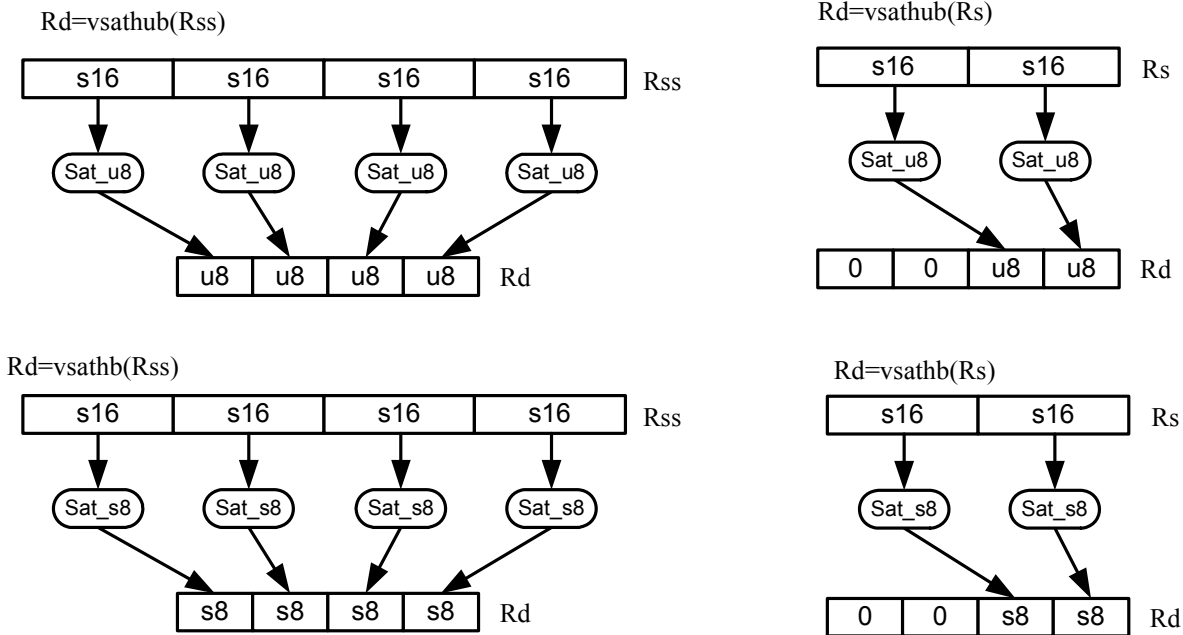
Encoding

31	30	29	28	27	26	25	24	23	22	21	20	19	18	17	16	15	14	13	12	11	10	9	8	7	6	5	4	3	2	1	0	
ICLASS				RegType				MajOp				s5					Parse				MinOp			d5								
1	0	0	0	1	0	0	0	1	0	0	s	s	s	s	s	P	P	-	-	-	-	-	-	1	0	0	d	d	d	d	d	Rd=vrndwh(Rss)
1	0	0	0	1	0	0	0	1	0	0	s	s	s	s	s	P	P	-	-	-	-	-	-	1	1	0	d	d	d	d	d	Rd=vrndwh(Rss):sat

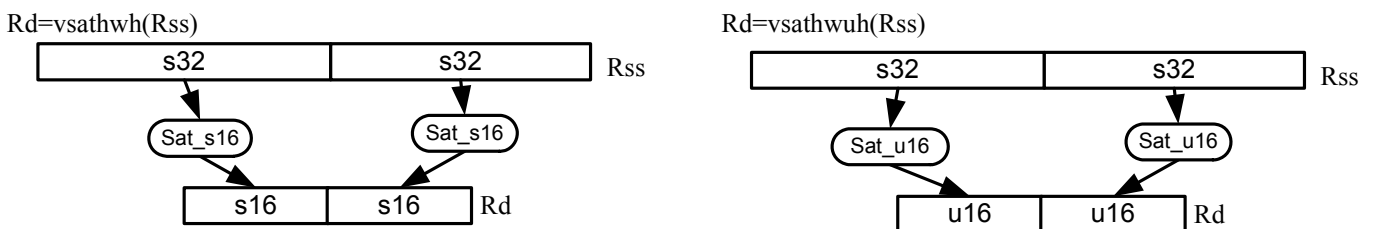
Field name	Description
ICLASS	Instruction Class
Parse	Packet/Loop parse bits
d5	Field to encode register d
s5	Field to encode register s
MajOp	Major Opcode
MinOp	Minor Opcode
RegType	Register Type

Vector saturate and pack

For each element in the vector, saturate the value to the next smaller size. VSATHUB saturates signed halfwords to unsigned bytes, while VSATHB saturates signed halfwords to signed bytes.



VSATWH saturates signed words to signed halfwords, while VSATWUH saturates signed words to unsigned halfwords. The resulting values are packed together into destination register Rd .



Syntax	Behavior
Rd=vsathb(Rs)	Rd.b[0]=sat_8(Rs.h[0]); Rd.b[1]=sat_8(Rs.h[1]); Rd.b[2]=0; Rd.b[3]=0;
Rd=vsathb(Rss)	for (i=0;i<4;i++) { Rd.b[i]=sat_8(Rss.h[i]); }
Rd=vsathub(Rs)	Rd.b[0]=usat_8(Rs.h[0]); Rd.b[1]=usat_8(Rs.h[1]); Rd.b[2]=0; Rd.b[3]=0;
Rd=vsathub(Rss)	for (i=0;i<4;i++) { Rd.b[i]=usat_8(Rss.h[i]); }
Rd=vsatwh(Rss)	for (i=0;i<2;i++) { Rd.h[i]=sat_16(Rss.w[i]); }
Rd=vsatwuh(Rss)	for (i=0;i<2;i++) { Rd.h[i]=usat_16(Rss.w[i]); }

Class: XTYPE (slots 2,3)

Notes

- If saturation occurs during execution of this instruction (a result is clamped to either maximum or minimum values), the OVF bit in the Status Register is set. OVF remains set until explicitly cleared by a transfer to SR.

Intrinsics

Rd=vsathb(Rs)	Word32 Q6_R_vsathb_R(Word32 Rs)
Rd=vsathb(Rss)	Word32 Q6_R_vsathb_P(Word64 Rss)
Rd=vsathub(Rs)	Word32 Q6_R_vsathub_R(Word32 Rs)
Rd=vsathub(Rss)	Word32 Q6_R_vsathub_P(Word64 Rss)
Rd=vsatwh(Rss)	Word32 Q6_R_vsatwh_P(Word64 Rss)
Rd=vsatwuh(Rss)	Word32 Q6_R_vsatwuh_P(Word64 Rss)

Encoding

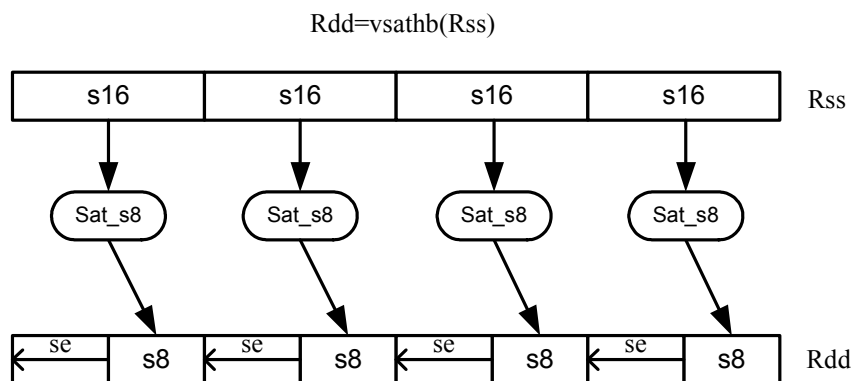
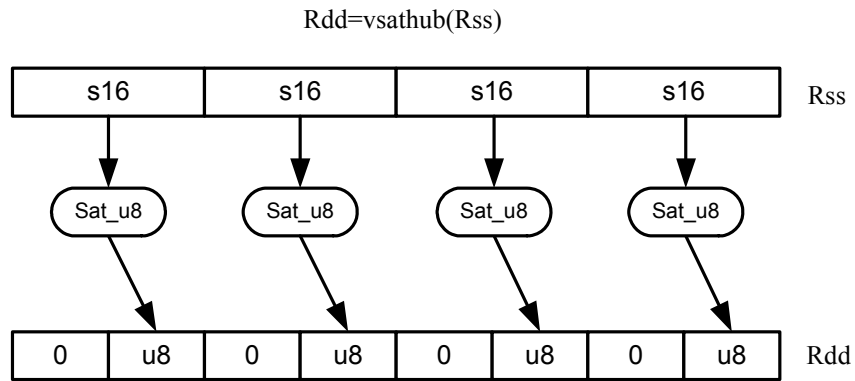
31	30	29	28	27	26	25	24	23	22	21	20	19	18	17	16	15	14	13	12	11	10	9	8	7	6	5	4	3	2	1	0			
ICLASS				RegType				MajOp				s5					Parse				MinOp				d5									
1	0	0	0	1	0	0	0	0	0	0	0	s	s	s	s	s	P	P	-	-	-	-	-	-	0	0	0	0	d	d	d	d	d	Rd=vsathub(Rss)

31	30	29	28	27	26	25	24	23	22	21	20	19	18	17	16	15	14	13	12	11	10	9	8	7	6	5	4	3	2	1	0	
1	0	0	0	1	0	0	0	0	0	0	s	s	s	s	s	P	P	-	-	-	-	-	-	0	1	0	d	d	d	d	d	Rd=vsatwh(Rss)
1	0	0	0	1	0	0	0	0	0	0	s	s	s	s	s	P	P	-	-	-	-	-	-	1	0	0	d	d	d	d	d	Rd=vsatwuh(Rss)
1	0	0	0	1	0	0	0	0	0	0	s	s	s	s	s	P	P	-	-	-	-	-	-	1	1	0	d	d	d	d	d	Rd=vsathb(Rss)
1	0	0	0	1	1	0	0	1	0	-	s	s	s	s	s	P	P	-	-	-	-	-	-	0	0	-	d	d	d	d	d	Rd=vsathb(Rs)
1	0	0	0	1	1	0	0	1	0	-	s	s	s	s	s	P	P	-	-	-	-	-	-	0	1	-	d	d	d	d	d	Rd=vsathub(Rs)

Field name	Description
ICLASS	Instruction Class
Parse	Packet/Loop parse bits
d5	Field to encode register d
s5	Field to encode register s
MajOp	Major Opcode
MinOp	Minor Opcode
RegType	Register Type

Vector saturate without pack

Saturate each element of source vector *Rss* to the next smaller size. *VSATHUB* saturates signed halfwords to unsigned bytes. *VSATHB* saturates signed words to signed halfwords, and *VSATWUH* saturates signed words to unsigned halfwords. The resulting values are placed in destination register *Rdd* in unpacked form.



Syntax

$Rdd = \text{vsathb}(Rss)$

$Rdd = \text{vsathub}(Rss)$

$Rdd = \text{vsatwh}(Rss)$

$Rdd = \text{vsatwuh}(Rss)$

Behavior

```
for (i=0; i<4; i++) {
    Rdd.h[i] = sat_8(Rss.h[i]);
}
```

```
for (i=0; i<4; i++) {
    Rdd.h[i] = usat_8(Rss.h[i]);
}
```

```
for (i=0; i<2; i++) {
    Rdd.w[i] = sat_16(Rss.w[i]);
}
```

```
for (i=0; i<2; i++) {
    Rdd.w[i] = usat_16(Rss.w[i]);
}
```

Class: XTYPE (slots 2,3)**Notes**

- If saturation occurs during execution of this instruction (a result is clamped to either maximum or minimum values), the OVF bit in the Status Register is set. OVF remains set until explicitly cleared by a transfer to SR.

Intrinsics

Rdd=vsathb(Rss)	Word64 Q6_P_vsathb_P(Word64 Rss)
Rdd=vsathub(Rss)	Word64 Q6_P_vsathub_P(Word64 Rss)
Rdd=vsatwh(Rss)	Word64 Q6_P_vsatwh_P(Word64 Rss)
Rdd=vsatwuh(Rss)	Word64 Q6_P_vsatwuh_P(Word64 Rss)

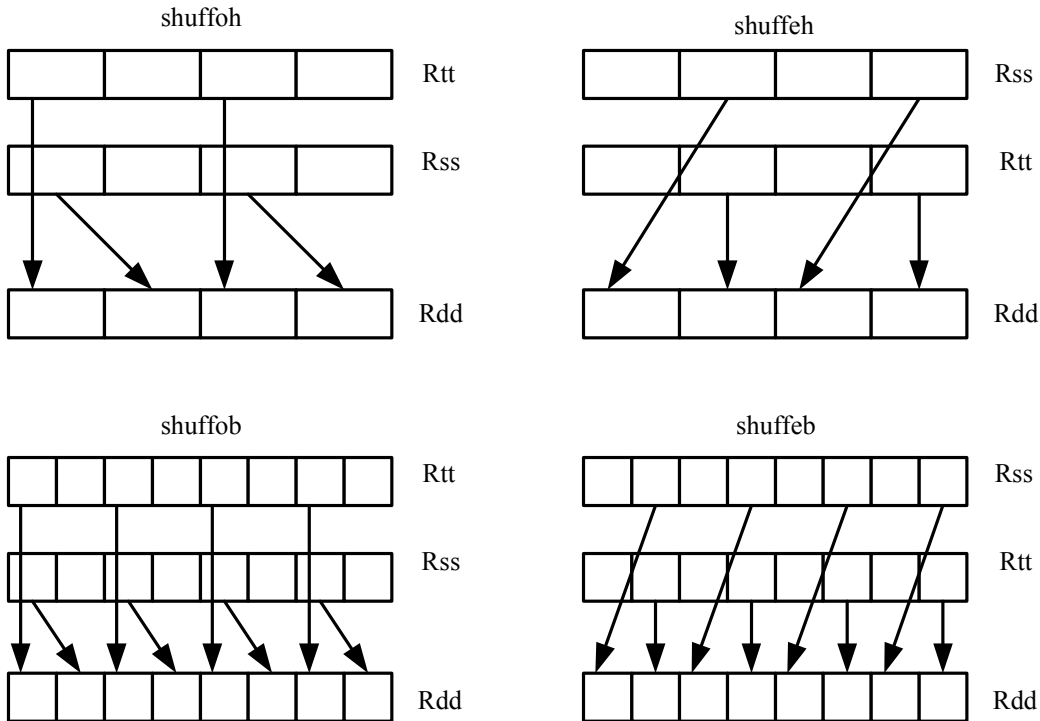
Encoding

31	30	29	28	27	26	25	24	23	22	21	20	19	18	17	16	15	14	13	12	11	10	9	8	7	6	5	4	3	2	1	0	
ICLASS				RegType				MajOp				s5					Parse		MinOp					d5								
1	0	0	0	0	0	0	0	0	0	0	s	s	s	s	s	P	P	-	-	-	-	-	-	1	0	0	d	d	d	d	d	Rdd=vsathub(Rss)
1	0	0	0	0	0	0	0	0	0	0	s	s	s	s	s	P	P	-	-	-	-	-	-	1	0	1	d	d	d	d	d	Rdd=vsatwuh(Rss)
1	0	0	0	0	0	0	0	0	0	0	s	s	s	s	s	P	P	-	-	-	-	-	-	1	1	0	d	d	d	d	d	Rdd=vsatwh(Rss)
1	0	0	0	0	0	0	0	0	0	0	s	s	s	s	s	P	P	-	-	-	-	-	-	1	1	1	d	d	d	d	d	Rdd=vsathb(Rss)

Field name	Description
ICLASS	Instruction Class
Parse	Packet/Loop parse bits
d5	Field to encode register d
s5	Field to encode register s
MajOp	Major Opcode
MinOp	Minor Opcode
RegType	Register Type

Vector shuffle

Shuffle odd halfwords (shuffoh) takes the odd halfwords from Rtt and the odd halfwords from Rss and merges them together into vector Rdd. Shuffle even halfwords (shuffeh) performs the same operation on every even halfword in Rss and Rtt. The same operation is available for odd and even bytes.



Syntax

```
Rdd=shuffeb(Rss,Rtt)
```

```
Rdd=shuffeh(Rss,Rtt)
```

```
Rdd=shuffob(Rtt,Rss)
```

```
Rdd=shuffoh(Rtt,Rss)
```

Behavior

```
for (i=0;i<4;i++) {
    Rdd.b[i*2]=Rtt.b[i*2];
    Rdd.b[i*2+1]=Rss.b[i*2];
}
```

```
for (i=0;i<2;i++) {
    Rdd.h[i*2]=Rtt.h[i*2];
    Rdd.h[i*2+1]=Rss.h[i*2];
}
```

```
for (i=0;i<4;i++) {
    Rdd.b[i*2]=Rss.b[i*2+1];
    Rdd.b[i*2+1]=Rtt.b[i*2+1];
}
```

```
for (i=0;i<2;i++) {
    Rdd.h[i*2]=Rss.h[i*2+1];
    Rdd.h[i*2+1]=Rtt.h[i*2+1];
}
```

Class: XTYPE (slots 2,3)**Intrinsics**

Rdd=shuffeb(Rss,Rtt)	Word64 Q6_P_shuffeb_PP(Word64 Rss, Word64 Rtt)
Rdd=shuffeh(Rss,Rtt)	Word64 Q6_P_shuffeh_PP(Word64 Rss, Word64 Rtt)
Rdd=shuffob(Rtt,Rss)	Word64 Q6_P_shuffob_PP(Word64 Rtt, Word64 Rss)
Rdd=shuffoh(Rtt,Rss)	Word64 Q6_P_shuffoh_PP(Word64 Rtt, Word64 Rss)

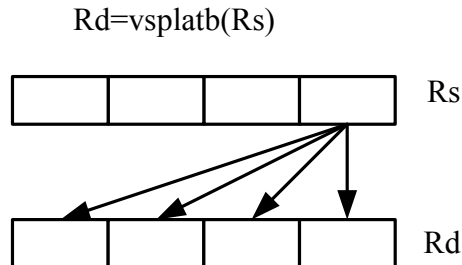
Encoding

31	30	29	28	27	26	25	24	23	22	21	20	19	18	17	16	15	14	13	12	11	10	9	8	7	6	5	4	3	2	1	0	
ICLASS			RegType				Maj		s5					Parse		t5					Min		d5									
1	1	0	0	0	0	0	1	0	0	-	s	s	s	s	s	P	P	-	t	t	t	t	t	0	1	-	d	d	d	d	d	Rdd=shuffeb(Rss,Rtt)
1	1	0	0	0	0	0	1	0	0	-	s	s	s	s	s	P	P	-	t	t	t	t	t	1	0	-	d	d	d	d	d	Rdd=shuffob(Rtt,Rss)
1	1	0	0	0	0	0	1	0	0	-	s	s	s	s	s	P	P	-	t	t	t	t	t	1	1	-	d	d	d	d	d	Rdd=shuffeh(Rss,Rtt)
1	1	0	0	0	0	0	1	1	0	-	s	s	s	s	s	P	P	-	t	t	t	t	t	0	0	0	d	d	d	d	d	Rdd=shuffoh(Rtt,Rss)

Field name	Description
ICLASS	Instruction Class
Parse	Packet/Loop parse bits
d5	Field to encode register d
s5	Field to encode register s
t5	Field to encode register t
Maj	Major Opcode
Min	Minor Opcode
RegType	Register Type

Vector splat bytes

Replicate the low 8-bits from register Rs into each of the four bytes of destination register Rd.



Syntax

```
Rd=vsplatb(Rs)
```

```
Rdd=vsplatb(Rs)
```

Behavior

```
for (i=0;i<4;i++) {
    Rd.b[i]=Rs.b[0];
}
```

```
for (i=0;i<8;i++) {
    Rdd.b[i]=Rs.b[0];
}
```

Class: XTYPE (slots 2,3)

Intrinsics

```
Rd=vsplatb(Rs)
```

```
Word32 Q6_R_vsplatb_R(Word32 Rs)
```

```
Rdd=vsplatb(Rs)
```

```
Word64 Q6_P_vsplatb_R(Word32 Rs)
```

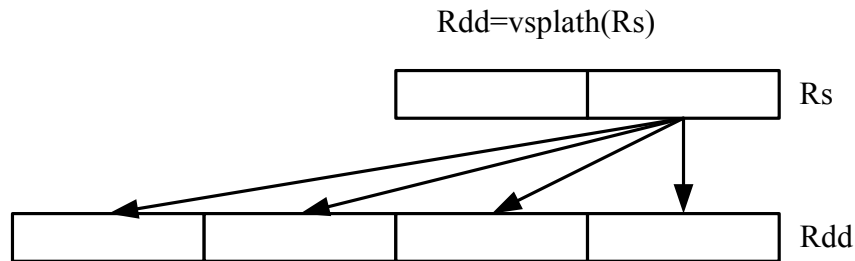
Encoding

31	30	29	28	27	26	25	24	23	22	21	20	19	18	17	16	15	14	13	12	11	10	9	8	7	6	5	4	3	2	1	0	
ICLASS				RegType				MajOp				s5					Parse		MinOp				d5									
1	0	0	0	0	1	0	0	0	1	-	s	s	s	s	s	P	P	-	-	-	-	-	-	1	0	-	d	d	d	d	d	Rdd=vsplatb(Rs)
1	0	0	0	1	1	0	0	0	1	0	s	s	s	s	s	P	P	-	-	-	-	-	-	1	1	1	d	d	d	d	d	Rd=vsplatb(Rs)

Field name	Description
ICLASS	Instruction Class
Parse	Packet/Loop parse bits
d5	Field to encode register d
s5	Field to encode register s
MajOp	Major Opcode
MinOp	Minor Opcode
RegType	Register Type

Vector splat halfwords

Replicate the low 16-bits from register Rs into each of the four halfwords of destination Rdd.



Syntax

```
Rdd=vsplath(Rs)
```

Behavior

```
for (i=0;i<4;i++) {
    Rdd.h[i]=Rs.h[0];
}
```

Class: XTYPE (slots 2,3)

Intrinsics

```
Rdd=vsplath(Rs)
```

```
Word64 Q6_P_vsplath_R(Word32 Rs)
```

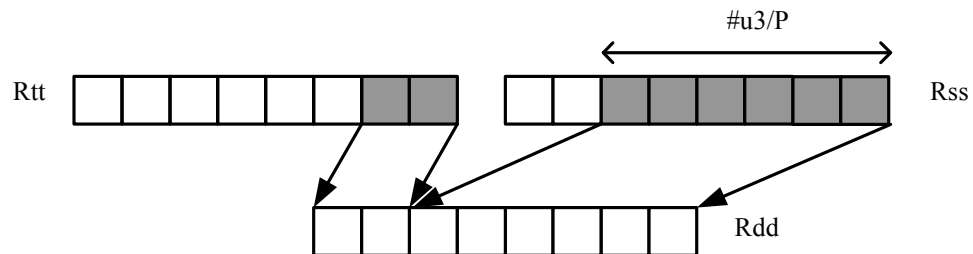
Encoding

31	30	29	28	27	26	25	24	23	22	21	20	19	18	17	16	15	14	13	12	11	10	9	8	7	6	5	4	3	2	1	0	
ICLASS				RegType				MajOp				s5					Parse		MinOp				d5									
1	0	0	0	0	1	0	0	0	1	-	s	s	s	s	s	P	P	-	-	-	-	-	-	0	1	-	d	d	d	d	d	Rdd=vsplath(Rs)

Field name	Description
ICLASS	Instruction Class
Parse	Packet/Loop parse bits
d5	Field to encode register d
s5	Field to encode register s
MajOp	Major Opcode
MinOp	Minor Opcode
RegType	Register Type

Vector splice

Concatenate the low (8-N) bytes of vector Rtt with the low N bytes of vector Rss. This instruction is helpful to vectorize unaligned stores.



Syntax

```
Rdd=vspliceb(Rss,Rtt,#u3)
```

```
Rdd=vspliceb(Rss,Rtt,Pu)
```

Behavior

```
Rdd = Rtt << #u*8 | zxt_{#u*8->64}(Rss);
```

```
PREDUSE_TIMING;
```

```
Rdd = Rtt << (Pu&7)*8 | zxt_{(Pu&7)*8->64}(Rss);
```

Class: XTYPE (slots 2,3)

Intrinsics

```
Rdd=vspliceb(Rss,Rtt,#u3)
```

```
Word64 Q6_P_vspliceb_PPI(Word64 Rss, Word64 Rtt,
Word32 Iu3)
```

```
Rdd=vspliceb(Rss,Rtt,Pu)
```

```
Word64 Q6_P_vspliceb_PPP(Word64 Rss, Word64 Rtt,
Byte Pu)
```

Encoding

31	30	29	28	27	26	25	24	23	22	21	20	19	18	17	16	15	14	13	12	11	10	9	8	7	6	5	4	3	2	1	0	
ICLASS				RegType			Maj		s5					Parse		t5					Min		d5									
1	1	0	0	0	0	0	0	1	-	-	s	s	s	s	s	P	P	-	t	t	t	t	t	i	i	i	d	d	d	d	d	Rdd=vspliceb(Rss,Rtt,#u3)
ICLASS				RegType			Maj		s5					Parse		t5					u2		d5									
1	1	0	0	0	0	1	0	1	0	0	s	s	s	s	s	P	P	-	t	t	t	t	t	-	u	u	d	d	d	d	d	Rdd=vspliceb(Rss,Rtt,Pu)

Field name

ICLASS

Description

Instruction Class

Parse

Packet/Loop parse bits

d5

Field to encode register d

s5

Field to encode register s

t5

Field to encode register t

u2

Field to encode register u

Maj

Major Opcode

Min

Minor Opcode

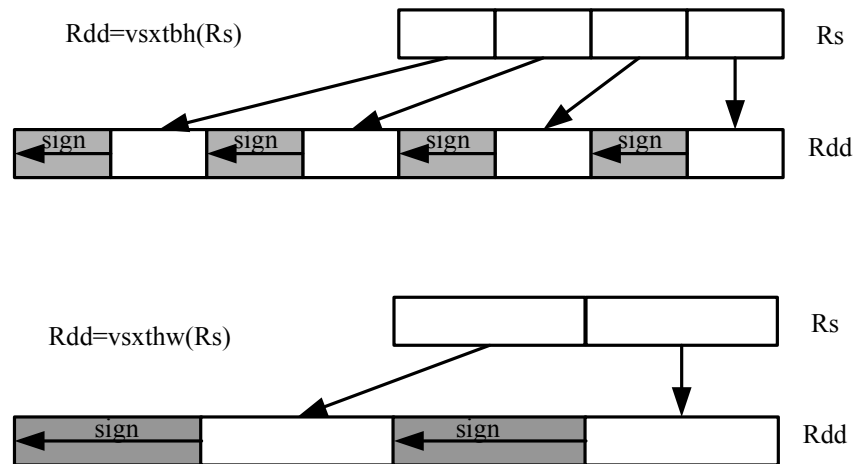
RegType

Register Type

Vector sign extend

`vsxtbh` sign-extends each byte of a single register source to halfwords, and places the result in the destination register pair.

`vsxthw` sign-extends each halfword of a single register source to words, and places the result in the destination register pair.



Syntax

`Rdd=vsxtbh(Rs)`

`Rdd=vsxthw(Rs)`

Behavior

```
for (i=0;i<4;i++) {
    Rdd.h[i]=Rs.b[i];
}
```

```
for (i=0;i<2;i++) {
    Rdd.w[i]=Rs.h[i];
}
```

Class: XTYPE (slots 2,3)

Intrinsics

`Rdd=vsxtbh(Rs)`

`Word64 Q6_P_vsxtbh_R(Word32 Rs)`

`Rdd=vsxthw(Rs)`

`Word64 Q6_P_vsxthw_R(Word32 Rs)`

Encoding

31	30	29	28	27	26	25	24	23	22	21	20	19	18	17	16	15	14	13	12	11	10	9	8	7	6	5	4	3	2	1	0	
ICLASS		RegType				MajOp				s5					Parse		MinOp				d5											
1	0	0	0	0	1	0	0	0	0	-	s	s	s	s	s	P	P	-	-	-	-	-	-	0	0	-	d	d	d	d	d	Rdd=vsxtbh(Rs)
1	0	0	0	0	1	0	0	0	0	-	s	s	s	s	s	P	P	-	-	-	-	-	-	1	0	-	d	d	d	d	d	Rdd=vsxthw(Rs)

Field name	Description
ICLASS	Instruction Class
Parse	Packet/Loop parse bits
d5	Field to encode register d
s5	Field to encode register s
MajOp	Major Opcode
MinOp	Minor Opcode
RegType	Register Type

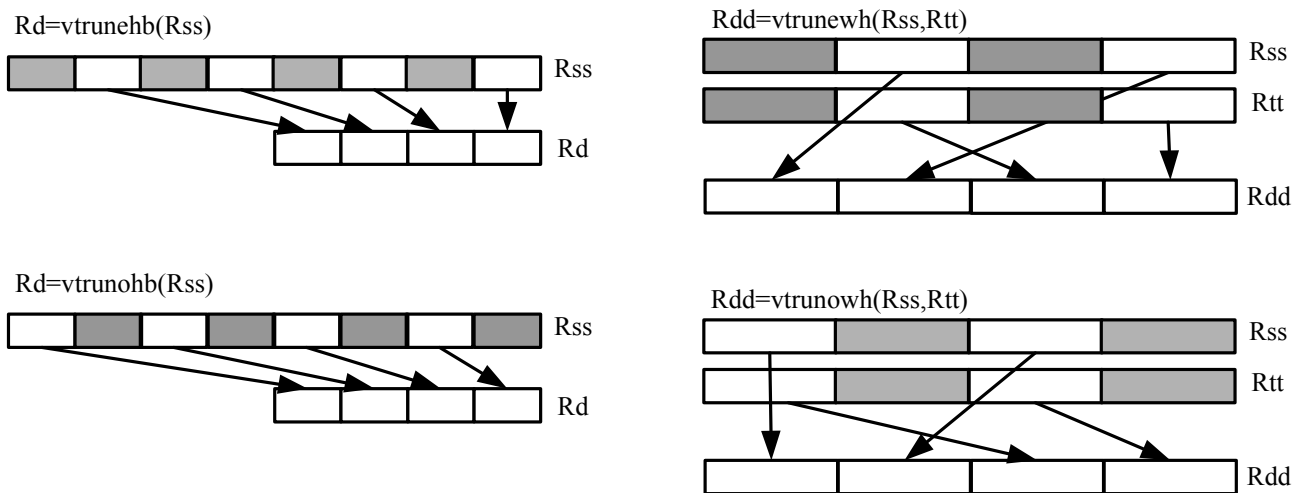
Vector truncate

In `vtrunehb`, for each halfword in a vector, take the even (lower) byte and ignore the other byte. The resulting values are packed into destination register `Rd`.

`vtrunohb` takes each odd byte of the source vector.

`vtrunewh` uses two source register pairs, `Rss` and `Rtt`. The even (lower) halfwords of `Rss` are packed in the upper word of `Rdd`, while the lower halfwords of `Rtt` are packed in the lower word of `Rdd`.

`vtrunowh` performs the same operation as `vtrunewh`, but uses the odd (upper) halfwords of the source vectors instead.



Syntax

```
Rd=vtrunehb(Rss)
```

```
Rd=vtrunohb(Rss)
```

```
Rdd=vtrunehb(Rss,Rtt)
```

```
Rdd=vtrunewh(Rss,Rtt)
```

```
Rdd=vtrunohb(Rss,Rtt)
```

Behavior

```
for (i=0;i<4;i++) {
  Rd.b[i]=Rss.b[i*2];
}
```

```
for (i=0;i<4;i++) {
  Rd.b[i]=Rss.b[i*2+1];
}
```

```
for (i=0;i<4;i++) {
  Rdd.b[i]=Rtt.b[i*2];
  Rdd.b[i+4]=Rss.b[i*2];
}
```

```
Rdd.h[0]=Rtt.h[0];
Rdd.h[1]=Rtt.h[2];
Rdd.h[2]=Rss.h[0];
Rdd.h[3]=Rss.h[2];
```

```
for (i=0;i<4;i++) {
  Rdd.b[i]=Rtt.b[i*2+1];
  Rdd.b[i+4]=Rss.b[i*2+1];
}
```

Syntax

```
Rdd=vtrunowh(Rss,Rtt)
```

Behavior

```
Rdd.h[0]=Rtt.h[1];
Rdd.h[1]=Rtt.h[3];
Rdd.h[2]=Rss.h[1];
Rdd.h[3]=Rss.h[3];
```

Class: XTYPE (slots 2,3)**Intrinsics**

```
Rd=vtrunehb(Rss)
```

```
Word32 Q6_R_vtrunehb_P(Word64 Rss)
```

```
Rd=vtrunohb(Rss)
```

```
Word32 Q6_R_vtrunohb_P(Word64 Rss)
```

```
Rdd=vtrunehb(Rss,Rtt)
```

```
Word64 Q6_P_vtrunehb_PP(Word64 Rss, Word64 Rtt)
```

```
Rdd=vtrunewh(Rss,Rtt)
```

```
Word64 Q6_P_vtrunewh_PP(Word64 Rss, Word64 Rtt)
```

```
Rdd=vtrunohb(Rss,Rtt)
```

```
Word64 Q6_P_vtrunohb_PP(Word64 Rss, Word64 Rtt)
```

```
Rdd=vtrunowh(Rss,Rtt)
```

```
Word64 Q6_P_vtrunowh_PP(Word64 Rss, Word64 Rtt)
```

Encoding

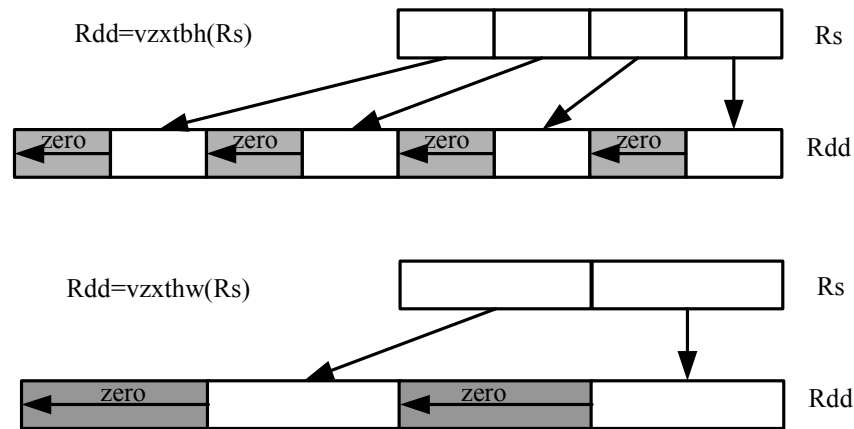
31	30	29	28	27	26	25	24	23	22	21	20	19	18	17	16	15	14	13	12	11	10	9	8	7	6	5	4	3	2	1	0	
ICLASS				RegType				MajOp			s5					Parse		MinOp			d5											
1	0	0	0	1	0	0	0	1	0	0	s	s	s	s	s	P	P	-	-	-	-	-	-	0	0	0	d	d	d	d	d	Rd=vtrunohb(Rss)
1	0	0	0	1	0	0	0	1	0	0	s	s	s	s	s	P	P	-	-	-	-	-	-	0	1	0	d	d	d	d	d	Rd=vtrunehb(Rss)
ICLASS				RegType				Maj			s5					Parse		t5			Min		d5									
1	1	0	0	0	0	0	1	1	0	-	s	s	s	s	s	P	P	-	t	t	t	t	t	0	1	0	d	d	d	d	d	Rdd=vtrunewh(Rss,Rtt)
1	1	0	0	0	0	0	1	1	0	-	s	s	s	s	s	P	P	-	t	t	t	t	t	0	1	1	d	d	d	d	d	Rdd=vtrunehb(Rss,Rtt)
1	1	0	0	0	0	0	1	1	0	-	s	s	s	s	s	P	P	-	t	t	t	t	t	1	0	0	d	d	d	d	d	Rdd=vtrunowh(Rss,Rtt)
1	1	0	0	0	0	0	1	1	0	-	s	s	s	s	s	P	P	-	t	t	t	t	t	1	0	1	d	d	d	d	d	Rdd=vtrunohb(Rss,Rtt)

Field name	Description
ICLASS	Instruction Class
Parse	Packet/Loop parse bits
d5	Field to encode register d
s5	Field to encode register s
t5	Field to encode register t
MajOp	Major Opcode
MinOp	Minor Opcode
Maj	Major Opcode
Min	Minor Opcode
RegType	Register Type
RegType	Register Type

Vector zero extend

vzxtbh zero-extends each byte of a single register source to halfwords, and places the result in the destination register pair.

vzxthw zero-extends each halfword of a single register source to words, and places the result in the destination register pair.



Syntax

Rdd=vzxtbh(Rs)

Rdd=vzxthw(Rs)

Behavior

```
for (i=0;i<4;i++) {
    Rdd.h[i]=Rs.ub[i];
}
```

```
for (i=0;i<2;i++) {
    Rdd.w[i]=Rs.uh[i];
}
```

Class: XTYPE (slots 2,3)

Intrinsics

Rdd=vzxtbh(Rs)

Word64 Q6_P_vzxtbh_R(Word32 Rs)

Rdd=vzxthw(Rs)

Word64 Q6_P_vzxthw_R(Word32 Rs)

Encoding

31	30	29	28	27	26	25	24	23	22	21	20	19	18	17	16	15	14	13	12	11	10	9	8	7	6	5	4	3	2	1	0	
IClass				RegType				MajOp				s5				Parse				MinOp				d5								
1	0	0	0	0	1	0	0	0	0	-	s	s	s	s	s	P	P	-	-	-	-	-	0	1	-	d	d	d	d	d	Rdd=vzxtbh(Rs)	
1	0	0	0	0	1	0	0	0	0	-	s	s	s	s	s	P	P	-	-	-	-	-	1	1	-	d	d	d	d	d	Rdd=vzxthw(Rs)	

Field name	Description
ICLASS	Instruction Class
Parse	Packet/Loop parse bits
d5	Field to encode register d
s5	Field to encode register s
MajOp	Major Opcode
MinOp	Minor Opcode
RegType	Register Type

11.10.7 XTYPE/PRED

The XTYPE/PRED instruction subclass includes instructions which perform miscellaneous operations on predicates, including mask generation, predicate transfers, and the Viterbi pack operation.

Bounds check

Determine if Rs falls in the range defined by Rtt.

Rtt.w0 is set by the user to the lower bound, and Rtt.w1 is set by the user to the upper bound.

All bits of the destination predicate are set if the value falls within the range, or all cleared otherwise.

Syntax

```
Pd=boundscheck(Rs,Rtt)
```

```
Pd=boundscheck(Rss,Rtt):raw:hi
```

```
Pd=boundscheck(Rss,Rtt):raw:lo
```

Behavior

```
if ("Rs & 1") {
    Assembler mapped to:
    "Pd=boundscheck(Rss,Rtt):raw:hi";
} else {
    Assembler mapped to:
    "Pd=boundscheck(Rss,Rtt):raw:lo";
}
```

```
src = Rss.uw[1];
Pd = (src.uw[0] >= Rtt.uw[0]) && (src.uw[0] <
Rtt.uw[1]) ? 0xff : 0x00;
```

```
src = Rss.uw[0];
Pd = (src.uw[0] >= Rtt.uw[0]) && (src.uw[0] <
Rtt.uw[1]) ? 0xff : 0x00;
```

Class: XTYPE (slots 2,3)

Intrinsics

```
Pd=boundscheck(Rs,Rtt)
```

```
Byte Q6_p_boundscheck_RP(Word32 Rs, Word64 Rtt)
```

Encoding

31	30	29	28	27	26	25	24	23	22	21	20	19	18	17	16	15	14	13	12	11	10	9	8	7	6	5	4	3	2	1	0	
ICLASS				RegType				s5					Parse		t5					MinOp			d2									
1	1	0	1	0	0	1	0	0	-	-	s	s	s	s	s	P	P	1	t	t	t	t	t	1	0	0	-	-	-	d	d	Pd=boundscheck(Rss,Rtt):raw:lo
1	1	0	1	0	0	1	0	0	-	-	s	s	s	s	s	P	P	1	t	t	t	t	t	1	0	1	-	-	-	d	d	Pd=boundscheck(Rss,Rtt):raw:hi

Field name	Description
RegType	Register Type
MinOp	Minor Opcode
ICLASS	Instruction Class
Parse	Packet/Loop parse bits
d2	Field to encode register d
s5	Field to encode register s
t5	Field to encode register t

Compare byte

These instructions sign- or zero-extend the low 8-bits of the source registers and perform 32-bit comparisons on the result. In the case of an extended 32-bit immediate operand, the full 32 immediate bits are used for the comparison.

Syntax	Behavior
<code>Pd=cmpb.eq(Rs,#u8)</code>	<code>Pd=Rs.ub[0] == #u ? 0xff : 0x00;</code>
<code>Pd=cmpb.eq(Rs,Rt)</code>	<code>Pd=Rs.b[0] == Rt.b[0] ? 0xff : 0x00;</code>
<code>Pd=cmpb.gt(Rs,#s8)</code>	<code>Pd=Rs.b[0] > #s ? 0xff : 0x00;</code>
<code>Pd=cmpb.gt(Rs,Rt)</code>	<code>Pd=Rs.b[0] > Rt.b[0] ? 0xff : 0x00;</code>
<code>Pd=cmpb.gtu(Rs,#u7)</code>	<code>apply_extension(#u);</code> <code>Pd=Rs.ub[0] > #u.uw[0] ? 0xff : 0x00;</code>
<code>Pd=cmpb.gtu(Rs,Rt)</code>	<code>Pd=Rs.ub[0] > Rt.ub[0] ? 0xff : 0x00;</code>

Class: XTYPE (slots 2,3)

Intrinsics

<code>Pd=cmpb.eq(Rs,#u8)</code>	Byte <code>Q6_p_cmpb_eq_RI(Word32 Rs, Word32 Iu8)</code>
<code>Pd=cmpb.eq(Rs,Rt)</code>	Byte <code>Q6_p_cmpb_eq_RR(Word32 Rs, Word32 Rt)</code>
<code>Pd=cmpb.gt(Rs,#s8)</code>	Byte <code>Q6_p_cmpb_gt_RI(Word32 Rs, Word32 Is8)</code>
<code>Pd=cmpb.gt(Rs,Rt)</code>	Byte <code>Q6_p_cmpb_gt_RR(Word32 Rs, Word32 Rt)</code>
<code>Pd=cmpb.gtu(Rs,#u7)</code>	Byte <code>Q6_p_cmpb_gtu_RI(Word32 Rs, Word32 Iu7)</code>
<code>Pd=cmpb.gtu(Rs,Rt)</code>	Byte <code>Q6_p_cmpb_gtu_RR(Word32 Rs, Word32 Rt)</code>

Encoding

31	30	29	28	27	26	25	24	23	22	21	20	19	18	17	16	15	14	13	12	11	10	9	8	7	6	5	4	3	2	1	0	
ICLASS				RegType				Maj		s5					Parse		t5					Min				d2						
1	1	0	0	0	1	1	1	1	1	0	s	s	s	s	s	P	P	-	t	t	t	t	t	0	1	0	-	-	-	d	d	<code>Pd=cmpb.gt(Rs,Rt)</code>
1	1	0	0	0	1	1	1	1	1	0	s	s	s	s	s	P	P	-	t	t	t	t	t	1	1	0	-	-	-	d	d	<code>Pd=cmpb.eq(Rs,Rt)</code>
1	1	0	0	0	1	1	1	1	1	0	s	s	s	s	s	P	P	-	t	t	t	t	t	1	1	1	-	-	-	d	d	<code>Pd=cmpb.gtu(Rs,Rt)</code>
ICLASS				RegType				s5					Parse													d2						
1	1	0	1	1	1	0	1	-	0	0	s	s	s	s	s	P	P	-	i	i	i	i	i	i	i	i	0	0	-	d	d	<code>Pd=cmpb.eq(Rs,#u8)</code>
1	1	0	1	1	1	0	1	-	0	1	s	s	s	s	s	P	P	-	i	i	i	i	i	i	i	i	0	0	-	d	d	<code>Pd=cmpb.gt(Rs,#s8)</code>
1	1	0	1	1	1	0	1	-	1	0	s	s	s	s	s	P	P	-	0	i	i	i	i	i	i	i	0	0	-	d	d	<code>Pd=cmpb.gtu(Rs,#u7)</code>

Field name	Description
RegType	Register Type
MajOp	Major Opcode
ICLASS	Instruction Class
Parse	Packet/Loop parse bits
d2	Field to encode register d

Field name	Description
s5	Field to encode register s
t5	Field to encode register t
Maj	Major Opcode
Min	Minor Opcode
RegType	Register Type

Compare half

These instructions sign- or zero-extend the low 16 bits of the source registers and perform 32-bit comparisons on the result. In the case of an extended 32-bit immediate operand, the full 32 immediate bits are used for the comparison.

Syntax	Behavior
Pd=cmph.eq (Rs, #s8)	apply_extension(#s); Pd=Rs.h[0] == #s ? 0xff : 0x00;
Pd=cmph.eq (Rs, Rt)	Pd=Rs.h[0] == Rt.h[0] ? 0xff : 0x00;
Pd=cmph.gt (Rs, #s8)	apply_extension(#s); Pd=Rs.h[0] > #s ? 0xff : 0x00;
Pd=cmph.gt (Rs, Rt)	Pd=Rs.h[0] > Rt.h[0] ? 0xff : 0x00;
Pd=cmph.gtu (Rs, #u7)	apply_extension(#u); Pd=Rs.uh[0] > #u.uw[0] ? 0xff : 0x00;
Pd=cmph.gtu (Rs, Rt)	Pd=Rs.uh[0] > Rt.uh[0] ? 0xff : 0x00;

Class: XTYPE (slots 2,3)

Intrinsics

Pd=cmph.eq (Rs, #s8)	Byte Q6_p_cmph_eq_RI (Word32 Rs, Word32 Is8)
Pd=cmph.eq (Rs, Rt)	Byte Q6_p_cmph_eq_RR (Word32 Rs, Word32 Rt)
Pd=cmph.gt (Rs, #s8)	Byte Q6_p_cmph_gt_RI (Word32 Rs, Word32 Is8)
Pd=cmph.gt (Rs, Rt)	Byte Q6_p_cmph_gt_RR (Word32 Rs, Word32 Rt)
Pd=cmph.gtu (Rs, #u7)	Byte Q6_p_cmph_gtu_RI (Word32 Rs, Word32 Iu7)
Pd=cmph.gtu (Rs, Rt)	Byte Q6_p_cmph_gtu_RR (Word32 Rs, Word32 Rt)

Encoding

31	30	29	28	27	26	25	24	23	22	21	20	19	18	17	16	15	14	13	12	11	10	9	8	7	6	5	4	3	2	1	0	
ICLASS				RegType				Maj		s5					Parse		t5				Min					d2						
1	1	0	0	0	1	1	1	1	1	0	s	s	s	s	s	P	P	-	t	t	t	t	t	0	1	1	-	-	-	d	d	Pd=cmph.eq(Rs,Rt)
1	1	0	0	0	1	1	1	1	1	0	s	s	s	s	s	P	P	-	t	t	t	t	t	1	0	0	-	-	-	d	d	Pd=cmph.gt(Rs,Rt)
1	1	0	0	0	1	1	1	1	1	0	s	s	s	s	s	P	P	-	t	t	t	t	t	1	0	1	-	-	-	d	d	Pd=cmph.gtu(Rs,Rt)
ICLASS				RegType				s5					Parse												d2							
1	1	0	1	1	1	0	1	-	0	0	s	s	s	s	s	P	P	-	i	i	i	i	i	i	i	i	0	1	-	d	d	Pd=cmph.eq(Rs,#s8)
1	1	0	1	1	1	0	1	-	0	1	s	s	s	s	s	P	P	-	i	i	i	i	i	i	i	i	0	1	-	d	d	Pd=cmph.gt(Rs,#s8)
1	1	0	1	1	1	0	1	-	1	0	s	s	s	s	s	P	P	-	0	i	i	i	i	i	i	i	0	1	-	d	d	Pd=cmph.gtu(Rs,#u7)

Field name	Description
RegType	Register Type
MajOp	Major Opcode
ICLASS	Instruction Class

Field name	Description
Parse	Packet/Loop parse bits
d2	Field to encode register d
s5	Field to encode register s
t5	Field to encode register t
Maj	Major Opcode
Min	Minor Opcode
RegType	Register Type

Compare doublewords

Compare two 64-bit register pairs for unsigned greater than, greater than, or equal. The 8-bit predicate register Pd is set to all 1's or all 0's depending on the result.

Syntax

```
Pd=cmp.eq(Rss,Rtt)
```

```
Pd=cmp.gt(Rss,Rtt)
```

```
Pd=cmp.gtu(Rss,Rtt)
```

Behavior

```
Pd=Rss==Rtt ? 0xff : 0x00;
```

```
Pd=Rss>Rtt ? 0xff : 0x00;
```

```
Pd=Rss.u64>Rtt.u64 ? 0xff : 0x00;
```

Class: XTYPE (slots 2,3)

Intrinsics

```
Pd=cmp.eq(Rss,Rtt)
```

```
Pd=cmp.gt(Rss,Rtt)
```

```
Pd=cmp.gtu(Rss,Rtt)
```

```
Byte Q6_p_cmp_eq_PP(Word64 Rss, Word64 Rtt)
```

```
Byte Q6_p_cmp_gt_PP(Word64 Rss, Word64 Rtt)
```

```
Byte Q6_p_cmp_gtu_PP(Word64 Rss, Word64 Rtt)
```

Encoding

31	30	29	28	27	26	25	24	23	22	21	20	19	18	17	16	15	14	13	12	11	10	9	8	7	6	5	4	3	2	1	0	
ICLASS			RegType				s5					Parse		t5					MinOp			d2										
1	1	0	1	0	0	1	0	1	0	0	s	s	s	s	s	P	P	-	t	t	t	t	t	0	0	0	-	-	-	d	d	Pd=cmp.eq(Rss,Rtt)
1	1	0	1	0	0	1	0	1	0	0	s	s	s	s	s	P	P	-	t	t	t	t	t	0	1	0	-	-	-	d	d	Pd=cmp.gt(Rss,Rtt)
1	1	0	1	0	0	1	0	1	0	0	s	s	s	s	s	P	P	-	t	t	t	t	t	1	0	0	-	-	-	d	d	Pd=cmp.gtu(Rss,Rtt)

Field name	Description
RegType	Register Type
MinOp	Minor Opcode
ICLASS	Instruction Class
Parse	Packet/Loop parse bits
d2	Field to encode register d
s5	Field to encode register s
t5	Field to encode register t

Compare bit mask

If all the bits in the mask in Rt or a short immediate are set (BITSSET) or clear (BITSCLEAR) in Rs, set the Pd to true. Otherwise, set the bits in Pd to false.

Syntax

```
Pd=[!]bitsclr(Rs,#u6)
```

```
Pd=[!]bitsclr(Rs,Rt)
```

```
Pd=[!]bitsset(Rs,Rt)
```

Behavior

```
Pd=(Rs&#u) [!]=0 ? 0xff : 0x00;
```

```
Pd=(Rs&Rt) [!]=0 ? 0xff : 0x00;
```

```
Pd=(Rs&Rt) [!]=Rt ? 0xff : 0x00;
```

Class: XTYPE (slots 2,3)

Intrinsics

```
Pd=!bitsclr(Rs,#u6)
```

```
Pd=!bitsclr(Rs,Rt)
```

```
Pd=!bitsset(Rs,Rt)
```

```
Pd=bitsclr(Rs,#u6)
```

```
Pd=bitsclr(Rs,Rt)
```

```
Pd=bitsset(Rs,Rt)
```

```
Byte Q6_p_not_bitsclr_RI(Word32 Rs, Word32 Iu6)
```

```
Byte Q6_p_not_bitsclr_RR(Word32 Rs, Word32 Rt)
```

```
Byte Q6_p_not_bitsset_RR(Word32 Rs, Word32 Rt)
```

```
Byte Q6_p_bitsclr_RI(Word32 Rs, Word32 Iu6)
```

```
Byte Q6_p_bitsclr_RR(Word32 Rs, Word32 Rt)
```

```
Byte Q6_p_bitsset_RR(Word32 Rs, Word32 Rt)
```

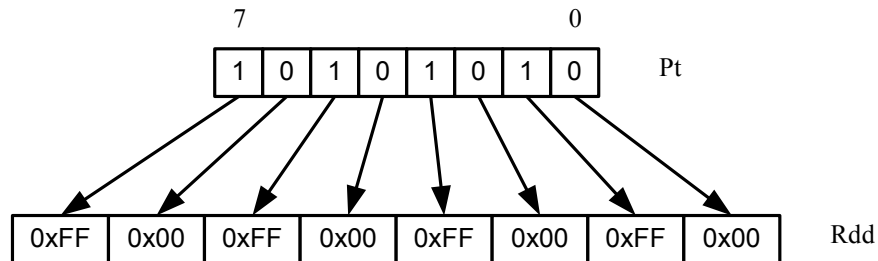
Encoding

31	30	29	28	27	26	25	24	23	22	21	20	19	18	17	16	15	14	13	12	11	10	9	8	7	6	5	4	3	2	1	0	
ICLASS				RegType				MajOp				s5					Parse					d2										
1	0	0	0	0	1	0	1	1	0	0	s	s	s	s	s	P	P	i	i	i	i	i	i	-	-	-	-	-	-	d	d	Pd=bitsclr(Rs,#u6)
1	0	0	0	0	1	0	1	1	0	1	s	s	s	s	s	P	P	i	i	i	i	i	i	-	-	-	-	-	-	d	d	Pd=!bitsclr(Rs,#u6)
ICLASS				RegType				Maj				s5					Parse					t5				d2						
1	1	0	0	0	1	1	1	0	1	0	s	s	s	s	s	P	P	-	t	t	t	t	t	-	-	-	-	-	-	d	d	Pd=bitsset(Rs,Rt)
1	1	0	0	0	1	1	1	0	1	1	s	s	s	s	s	P	P	-	t	t	t	t	t	-	-	-	-	-	-	d	d	Pd=!bitsset(Rs,Rt)
1	1	0	0	0	1	1	1	1	0	0	s	s	s	s	s	P	P	-	t	t	t	t	t	-	-	-	-	-	-	d	d	Pd=bitsclr(Rs,Rt)
1	1	0	0	0	1	1	1	1	0	1	s	s	s	s	s	P	P	-	t	t	t	t	t	-	-	-	-	-	-	d	d	Pd=!bitsclr(Rs,Rt)

Field name	Description
ICLASS	Instruction Class
Parse	Packet/Loop parse bits
d2	Field to encode register d
s5	Field to encode register s
t5	Field to encode register t
MajOp	Major Opcode
Maj	Major Opcode
RegType	Register Type
RegType	Register Type

Mask generate from predicate

For each of the low 8 bits in predicate register Pt, if the bit is set then set the corresponding byte in 64-bit register pair Rdd to 0xff, otherwise, set the corresponding byte to 0x00.



Syntax

```
Rdd=mask(Pt)
```

Behavior

```
PREDUSE_TIMING;
for (i = 0; i < 8; i++) {
    Rdd.b[i] = (Pt.i ? (0xff) : (0x00));
}
```

Class: XTYPE (slots 2,3)

Intrinsics

```
Rdd=mask(Pt)
```

```
Word64 Q6_P_mask_p(Byte Pt)
```

Encoding

31	30	29	28	27	26	25	24	23	22	21	20	19	18	17	16	15	14	13	12	11	10	9	8	7	6	5	4	3	2	1	0					
ICLASS				RegType								Parse								t2								d5								
1	0	0	0	0	1	1	0	-	-	-	-	-	-	-	-	P	P	-	-	-	-	-	-	t	t	-	-	-	-	-	-	d	d	d	d	Rdd=mask(Pt)

Field name	Description
ICLASS	Instruction Class
Parse	Packet/Loop parse bits
d5	Field to encode register d
t2	Field to encode register t
RegType	Register Type

Check for TLB match

Determine if the TLB entry in Rss matches the ASID:PPN in Rt.

Syntax

```
Pd=tlbmatch(Rss,Rt)
```

Behavior

```
MASK = 0x07ffffff;
TLBLO = Rss.uw[0];
TLBHI = Rss.uw[1];
SIZE =
min(6, count_leading_ones(~reverse_bits(TLBLO)));
MASK &= (0xffffffff << 2*SIZE);
Pd = TLBHI.31 && ((TLBHI & MASK) == (Rt & MASK))
? 0xff : 0x00;
```

Class: XTYPE (slots 2,3)

Notes

- The predicate generated by this instruction cannot be used as a .new predicate, nor can it be automatically AND'd with another predicate.

Intrinsics

```
Pd=tlbmatch(Rss,Rt)
```

```
Byte Q6_p_tlbmatch_PR(Word64 Rss, Word32 Rt)
```

Encoding

31	30	29	28	27	26	25	24	23	22	21	20	19	18	17	16	15	14	13	12	11	10	9	8	7	6	5	4	3	2	1	0	
ICLASS				RegType				s5					Parse		t5					MinOp			d2									
1	1	0	1	0	0	1	0	0	-	-	s	s	s	s	s	P	P	1	t	t	t	t	t	0	1	1	-	-	-	d	d	Pd=tlbmatch(Rss,Rt)

Field name	Description
RegType	Register Type
MinOp	Minor Opcode
ICLASS	Instruction Class
Parse	Packet/Loop parse bits
d2	Field to encode register d
s5	Field to encode register s
t5	Field to encode register t

Predicate transfer

Pd=Rs transfers a predicate to the 8 least-significant bits of a general register and zeros the other bits.

Rd=Ps transfers the 8 least-significant bits of a general register to a predicate.

Syntax

Pd=Rs

Rd=Ps

Behavior

Pd = Rs.ub[0];

PREDUSE_TIMING;
Rd = zxt_{8->32}(Ps);

Class: XTYPE (slots 2,3)

Intrinsics

Pd=Rs

Byte Q6_p_equals_R(Word32 Rs)

Rd=Ps

Word32 Q6_R_equals_p(Byte Ps)

Encoding

31	30	29	28	27	26	25	24	23	22	21	20	19	18	17	16	15	14	13	12	11	10	9	8	7	6	5	4	3	2	1	0	
ICLASS				RegType				MajOp		s5					Parse					d2												
1	0	0	0	0	1	0	1	0	1	0	s	s	s	s	s	P	P	-	-	-	-	-	-	-	-	-	-	-	-	d	d	Pd=Rs
ICLASS				RegType				MajOp		s2					Parse					d5												
1	0	0	0	1	0	0	1	-	1	-	-	-	-	s	s	P	P	-	-	-	-	-	-	-	-	-	-	d	d	d	d	Rd=Ps

Field name	Description
ICLASS	Instruction Class
Parse	Packet/Loop parse bits
d2	Field to encode register d
d5	Field to encode register d
s2	Field to encode register s
s5	Field to encode register s
MajOp	Major Opcode
RegType	Register Type

Test bit

Extract a bit from a register. If the bit is true (1), set all the bits of the predicate register destination to 1. If the bit is false (0), set all the bits of the predicate register destination to 0. The bit to be tested can be indicated using an immediate or register value.

If a register is used to indicate the bit to test, and the value specified is out of range, the predicate result is zero.

Syntax

```
Pd=[!]tstbit(Rs,#u5)
```

```
Pd=[!]tstbit(Rs,Rt)
```

Behavior

```
Pd = (Rs & (1<<#u)) == 0 ? 0xff : 0x00;
```

```
Pd = (zxt32->64(Rs) & (sxt7->32(Rt)>0) ? (zxt32->64(1) << sxt7->32(Rt)) : (zxt32->64(1) >> sxt7->32(Rt))) == 0 ? 0xff : 0x00;
```

Class: XTYPE (slots 2,3)

Intrinsics

```
Pd=!tstbit(Rs,#u5)
```

```
Pd=!tstbit(Rs,Rt)
```

```
Pd=tstbit(Rs,#u5)
```

```
Pd=tstbit(Rs,Rt)
```

```
Byte Q6_p_not_tstbit_RI(Word32 Rs, Word32 Iu5)
```

```
Byte Q6_p_not_tstbit_RR(Word32 Rs, Word32 Rt)
```

```
Byte Q6_p_tstbit_RI(Word32 Rs, Word32 Iu5)
```

```
Byte Q6_p_tstbit_RR(Word32 Rs, Word32 Rt)
```

Encoding

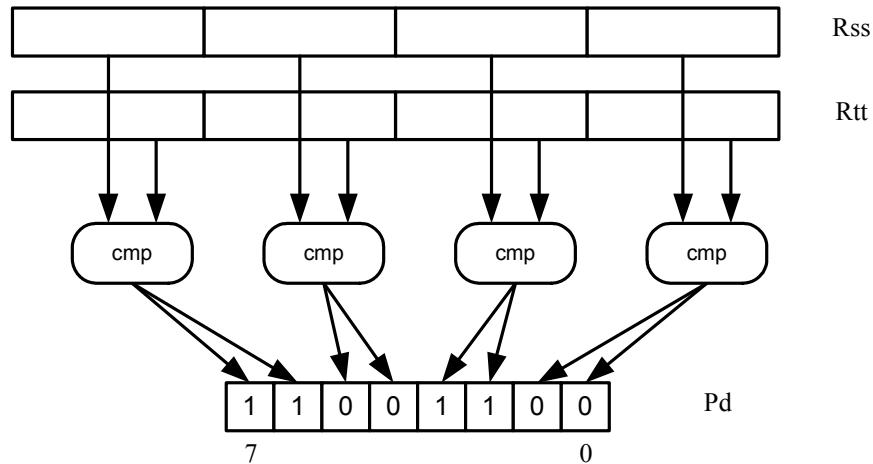
31	30	29	28	27	26	25	24	23	22	21	20	19	18	17	16	15	14	13	12	11	10	9	8	7	6	5	4	3	2	1	0		
ICLASS			RegType			MajOp			s5					Parse												d2							
1	0	0	0	0	1	0	1	0	0	0	s	s	s	s	s	P	P	0	i	i	i	i	i	-	-	-	-	-	-	-	d	d	Pd=tstbit(Rs,#u5)
1	0	0	0	0	1	0	1	0	0	1	s	s	s	s	s	P	P	0	i	i	i	i	i	-	-	-	-	-	-	-	d	d	Pd=!tstbit(Rs,#u5)
ICLASS			RegType			Maj			s5					Parse		t5							d2										
1	1	0	0	0	1	1	1	0	0	0	s	s	s	s	s	P	P	-	t	t	t	t	t	-	-	-	-	-	-	-	d	d	Pd=tstbit(Rs,Rt)
1	1	0	0	0	1	1	1	0	0	1	s	s	s	s	s	P	P	-	t	t	t	t	t	-	-	-	-	-	-	-	d	d	Pd=!tstbit(Rs,Rt)

Field name	Description
ICLASS	Instruction Class
Parse	Packet/Loop parse bits
d2	Field to encode register d
s5	Field to encode register s
t5	Field to encode register t
MajOp	Major Opcode
Maj	Major Opcode
RegType	Register Type
RegType	Register Type

Vector compare halfwords

Compare each of four 16-bit halfwords in two 64-bit vectors and set the corresponding bits in a predicate destination to '11' if true, '00' if false.

Halfword comparisons can be for equal, signed greater than, or unsigned greater than.



Syntax

`Pd=vcmph.eq(Rss,#s8)`

`Pd=vcmph.eq(Rss,Rtt)`

`Pd=vcmph.gt(Rss,#s8)`

`Pd=vcmph.gt(Rss,Rtt)`

`Pd=vcmph.gtu(Rss,#u7)`

`Pd=vcmph.gtu(Rss,Rtt)`

Behavior

```
for (i = 0; i < 4; i++) {
    Pd.i*2 = (Rss.h[i] == #s);
    Pd.i*2+1 = (Rss.h[i] == #s);
}
```

```
for (i = 0; i < 4; i++) {
    Pd.i*2 = (Rss.h[i] == Rtt.h[i]);
    Pd.i*2+1 = (Rss.h[i] == Rtt.h[i]);
}
```

```
for (i = 0; i < 4; i++) {
    Pd.i*2 = (Rss.h[i] > #s);
    Pd.i*2+1 = (Rss.h[i] > #s);
}
```

```
for (i = 0; i < 4; i++) {
    Pd.i*2 = (Rss.h[i] > Rtt.h[i]);
    Pd.i*2+1 = (Rss.h[i] > Rtt.h[i]);
}
```

```
for (i = 0; i < 4; i++) {
    Pd.i*2 = (Rss.uh[i] > #u);
    Pd.i*2+1 = (Rss.uh[i] > #u);
}
```

```
for (i = 0; i < 4; i++) {
    Pd.i*2 = (Rss.uh[i] > Rtt.uh[i]);
    Pd.i*2+1 = (Rss.uh[i] > Rtt.uh[i]);
}
```

Class: XTYPE (slots 2,3)**Intrinsics**

Pd=vcmph.eq(Rss,#s8)	Byte Q6_p_vcmph_eq_PI(Word64 Rss, Word32 Is8)
Pd=vcmph.eq(Rss,Rtt)	Byte Q6_p_vcmph_eq_PP(Word64 Rss, Word64 Rtt)
Pd=vcmph.gt(Rss,#s8)	Byte Q6_p_vcmph_gt_PI(Word64 Rss, Word32 Is8)
Pd=vcmph.gt(Rss,Rtt)	Byte Q6_p_vcmph_gt_PP(Word64 Rss, Word64 Rtt)
Pd=vcmph.gtu(Rss,#u7)	Byte Q6_p_vcmph_gtu_PI(Word64 Rss, Word32 Iu7)
Pd=vcmph.gtu(Rss,Rtt)	Byte Q6_p_vcmph_gtu_PP(Word64 Rss, Word64 Rtt)

Encoding

31	30	29	28	27	26	25	24	23	22	21	20	19	18	17	16	15	14	13	12	11	10	9	8	7	6	5	4	3	2	1	0	
ICLASS				RegType								s5				Parse		t5				MinOp						d2				
1	1	0	1	0	0	1	0	0	-	-	s	s	s	s	s	P	P	0	t	t	t	t	t	0	1	1	-	-	-	d	d	Pd=vcmph.eq(Rss,Rtt)
1	1	0	1	0	0	1	0	0	-	-	s	s	s	s	s	P	P	0	t	t	t	t	t	1	0	0	-	-	-	d	d	Pd=vcmph.gt(Rss,Rtt)
1	1	0	1	0	0	1	0	0	-	-	s	s	s	s	s	P	P	0	t	t	t	t	t	1	0	1	-	-	-	d	d	Pd=vcmph.gtu(Rss,Rtt)
ICLASS				RegType								s5				Parse								d2								
1	1	0	1	1	1	0	0	0	0	0	s	s	s	s	s	P	P	-	i	i	i	i	i	i	i	i	0	1	-	d	d	Pd=vcmph.eq(Rss,#s8)
1	1	0	1	1	1	0	0	0	0	1	s	s	s	s	s	P	P	-	i	i	i	i	i	i	i	i	0	1	-	d	d	Pd=vcmph.gt(Rss,#s8)
1	1	0	1	1	1	0	0	0	1	0	s	s	s	s	s	P	P	-	0	i	i	i	i	i	i	i	0	1	-	d	d	Pd=vcmph.gtu(Rss,#u7)

Field name	Description
RegType	Register Type
MajOp	Major Opcode
MinOp	Minor Opcode
ICLASS	Instruction Class
Parse	Packet/Loop parse bits
d2	Field to encode register d
s5	Field to encode register s
t5	Field to encode register t

Vector compare bytes for any match

Compare each byte in two 64-bit source vectors and set a predicate if any of the 8 bytes are equal.

This instruction can be used to quickly find the null terminator in a string.

Syntax

```
Pd=!any8(vcmpb.eq(Rss,Rtt))
```

```
Pd=any8(vcmpb.eq(Rss,Rtt))
```

Behavior

```
Pd = 0;
for (i = 0; i < 8; i++) {
    if (Rss.b[i] == Rtt.b[i]) Pd = 0xff;
}
Pd = ~Pd;
```

```
Pd = 0;
for (i = 0; i < 8; i++) {
    if (Rss.b[i] == Rtt.b[i]) Pd = 0xff;
}
```

Class: XTYPE (slots 2,3)

Intrinsics

```
Pd=!any8(vcmpb.eq(Rss,Rtt))
```

```
Byte Q6_p_not_any8_vcmpb_eq_PP(Word64 Rss,
Word64 Rtt)
```

```
Pd=any8(vcmpb.eq(Rss,Rtt))
```

```
Byte Q6_p_any8_vcmpb_eq_PP(Word64 Rss, Word64
Rtt)
```

Encoding

31	30	29	28	27	26	25	24	23	22	21	20	19	18	17	16	15	14	13	12	11	10	9	8	7	6	5	4	3	2	1	0	
ICLASS		RegType				s5					Parse		t5					MinOp			d2											
1	1	0	1	0	0	1	0	0	-	-	s	s	s	s	s	P	P	1	t	t	t	t	t	0	0	0	-	-	-	d	d	Pd=any8(vcmpb.eq(Rss,Rtt))
1	1	0	1	0	0	1	0	0	-	-	s	s	s	s	s	P	P	1	t	t	t	t	t	0	0	1	-	-	-	d	d	Pd=!any8(vcmpb.eq(Rss,Rtt))

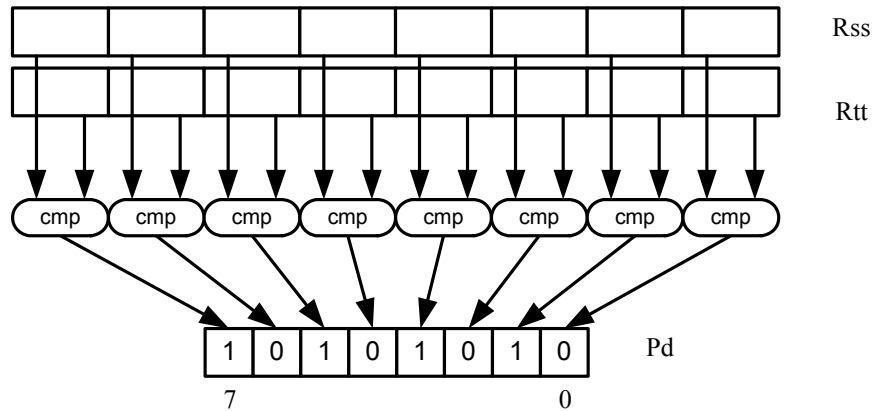
Field name	Description
RegType	Register Type
MinOp	Minor Opcode
ICLASS	Instruction Class
Parse	Packet/Loop parse bits
d2	Field to encode register d
s5	Field to encode register s
t5	Field to encode register t

Vector compare bytes

Compare each of eight bytes in two 64-bit vectors and set the corresponding bit in a predicate destination to 1 if true, 0 if false.

Byte comparisons can be for equal or for unsigned greater than.

In the following example, every other comparison is true.



Syntax

```
Pd=vcmpb.eq(Rss,#u8)
```

```
Pd=vcmpb.eq(Rss,Rtt)
```

```
Pd=vcmpb.gt(Rss,#s8)
```

```
Pd=vcmpb.gt(Rss,Rtt)
```

```
Pd=vcmpb.gtu(Rss,#u7)
```

```
Pd=vcmpb.gtu(Rss,Rtt)
```

Behavior

```
for (i = 0; i < 8; i++) {
    Pd.i = (Rss.ub[i] == #u);
}
```

```
for (i = 0; i < 8; i++) {
    Pd.i = (Rss.b[i] == Rtt.b[i]);
}
```

```
for (i = 0; i < 8; i++) {
    Pd.i = (Rss.b[i] > #s);
}
```

```
for (i = 0; i < 8; i++) {
    Pd.i = (Rss.b[i] > Rtt.b[i]);
}
```

```
for (i = 0; i < 8; i++) {
    Pd.i = (Rss.ub[i] > #u);
}
```

```
for (i = 0; i < 8; i++) {
    Pd.i = (Rss.ub[i] > Rtt.ub[i]);
}
```

Class: XTYPE (slots 2,3)**Intrinsics**

Pd=vcmpb.eq(Rss,#u8)	Byte Q6_p_vcmpb_eq_PI(Word64 Rss, Word32 Iu8)
Pd=vcmpb.eq(Rss,Rtt)	Byte Q6_p_vcmpb_eq_PP(Word64 Rss, Word64 Rtt)
Pd=vcmpb.gt(Rss,#s8)	Byte Q6_p_vcmpb_gt_PI(Word64 Rss, Word32 Is8)
Pd=vcmpb.gt(Rss,Rtt)	Byte Q6_p_vcmpb_gt_PP(Word64 Rss, Word64 Rtt)
Pd=vcmpb.gtu(Rss,#u7)	Byte Q6_p_vcmpb_gtu_PI(Word64 Rss, Word32 Iu7)
Pd=vcmpb.gtu(Rss,Rtt)	Byte Q6_p_vcmpb_gtu_PP(Word64 Rss, Word64 Rtt)

Encoding

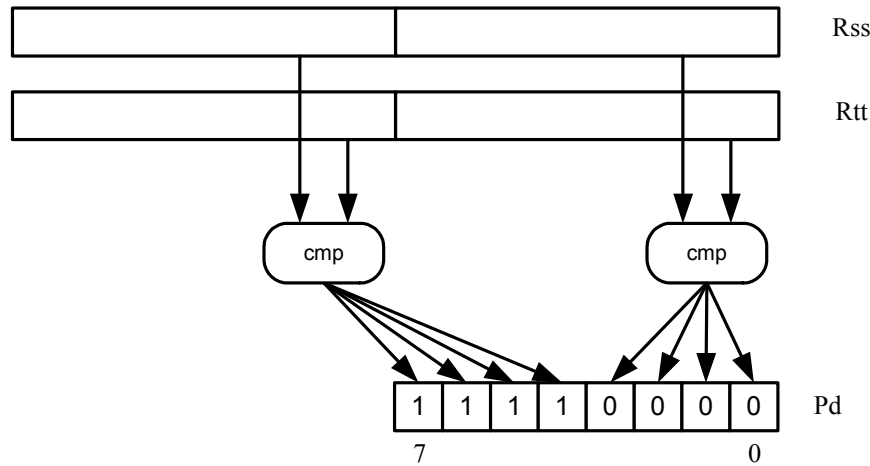
31	30	29	28	27	26	25	24	23	22	21	20	19	18	17	16	15	14	13	12	11	10	9	8	7	6	5	4	3	2	1	0	
ICLASS			RegType				s5					Parse		t5					MinOp			d2										
1	1	0	1	0	0	1	0	0	-	-	s	s	s	s	s	P	P	0	t	t	t	t	t	1	1	0	-	-	-	d	d	Pd=vcmpb.eq(Rss,Rtt)
1	1	0	1	0	0	1	0	0	-	-	s	s	s	s	s	P	P	0	t	t	t	t	t	1	1	1	-	-	-	d	d	Pd=vcmpb.gtu(Rss,Rtt)
1	1	0	1	0	0	1	0	0	-	-	s	s	s	s	s	P	P	1	t	t	t	t	t	0	1	0	-	-	-	d	d	Pd=vcmpb.gt(Rss,Rtt)
ICLASS			RegType				s5					Parse													d2							
1	1	0	1	1	1	0	0	0	0	0	s	s	s	s	s	P	P	-	i	i	i	i	i	i	i	i	0	0	-	d	d	Pd=vcmpb.eq(Rss,#u8)
1	1	0	1	1	1	0	0	0	0	1	s	s	s	s	s	P	P	-	i	i	i	i	i	i	i	i	0	0	-	d	d	Pd=vcmpb.gt(Rss,#s8)
1	1	0	1	1	1	0	0	0	1	0	s	s	s	s	s	P	P	-	0	i	i	i	i	i	i	i	0	0	-	d	d	Pd=vcmpb.gtu(Rss,#u7)

Field name	Description
RegType	Register Type
MajOp	Major Opcode
MinOp	Minor Opcode
ICLASS	Instruction Class
Parse	Packet/Loop parse bits
d2	Field to encode register d
s5	Field to encode register s
t5	Field to encode register t

Vector compare words

Compare each of two 32-bit words in two 64-bit vectors and set the corresponding bits in a predicate destination to '1111' if true, '0000' if false.

Word comparisons can be for equal, signed greater than, or unsigned greater than.



Syntax

`Pd=vcmpw.eq(Rss,#s8)`

`Pd=vcmpw.eq(Rss,Rtt)`

`Pd=vcmpw.gt(Rss,#s8)`

`Pd=vcmpw.gt(Rss,Rtt)`

`Pd=vcmpw.gtu(Rss,#u7)`

`Pd=vcmpw.gtu(Rss,Rtt)`

Behavior

`Pd[3:0] = (Rss.w[0]==#s);`

`Pd[7:4] = (Rss.w[1]==#s);`

`Pd[3:0] = (Rss.w[0]==Rtt.w[0]);`

`Pd[7:4] = (Rss.w[1]==Rtt.w[1]);`

`Pd[3:0] = (Rss.w[0]>#s);`

`Pd[7:4] = (Rss.w[1]>#s);`

`Pd[3:0] = (Rss.w[0]>Rtt.w[0]);`

`Pd[7:4] = (Rss.w[1]>Rtt.w[1]);`

`Pd[3:0] = (Rss.uw[0]>#u.uw[0]);`

`Pd[7:4] = (Rss.uw[1]>#u.uw[0]);`

`Pd[3:0] = (Rss.uw[0]>Rtt.uw[0]);`

`Pd[7:4] = (Rss.uw[1]>Rtt.uw[1]);`

Class: XTYPE (slots 2,3)

Intrinsics

`Pd=vcmpw.eq(Rss,#s8)`

Byte Q6_p_vcmpw_eq_PI(Word64 Rss, Word32 Is8)

`Pd=vcmpw.eq(Rss,Rtt)`

Byte Q6_p_vcmpw_eq_PP(Word64 Rss, Word64 Rtt)

`Pd=vcmpw.gt(Rss,#s8)`

Byte Q6_p_vcmpw_gt_PI(Word64 Rss, Word32 Is8)

`Pd=vcmpw.gt(Rss,Rtt)`

Byte Q6_p_vcmpw_gt_PP(Word64 Rss, Word64 Rtt)

`Pd=vcmpw.gtu(Rss,#u7)`

Byte Q6_p_vcmpw_gtu_PI(Word64 Rss, Word32 Iu7)

`Pd=vcmpw.gtu(Rss,Rtt)`

Byte Q6_p_vcmpw_gtu_PP(Word64 Rss, Word64 Rtt)

Encoding

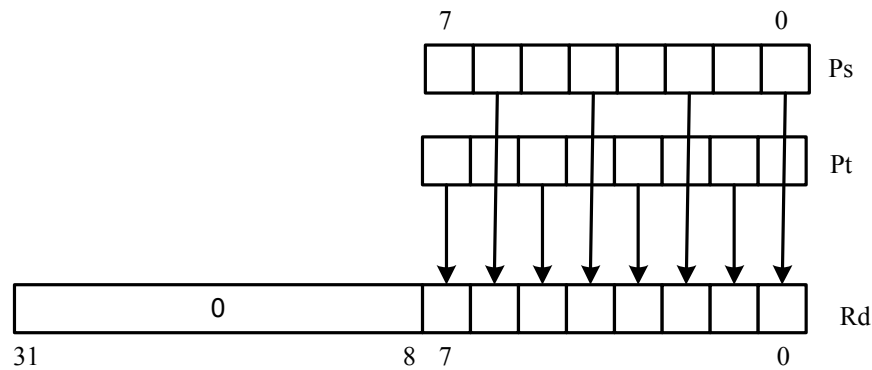
31	30	29	28	27	26	25	24	23	22	21	20	19	18	17	16	15	14	13	12	11	10	9	8	7	6	5	4	3	2	1	0		
ICLASS			RegType				s5					Parse		t5					MinOp			d2											
1	1	0	1	0	0	1	0	0	-	-	s	s	s	s	s	P	P	0	t	t	t	t	t	0	0	0	-	-	-	d	d	Pd=vcmpw.eq(Rss,Rtt)	
1	1	0	1	0	0	1	0	0	-	-	s	s	s	s	s	P	P	0	t	t	t	t	t	0	0	1	-	-	-	d	d	Pd=vcmpw.gt(Rss,Rtt)	
1	1	0	1	0	0	1	0	0	-	-	s	s	s	s	s	P	P	0	t	t	t	t	t	0	1	0	-	-	-	d	d	Pd=vcmpw.gtu(Rss,Rtt)	
ICLASS			RegType				s5					Parse													d2								
1	1	0	1	1	1	0	0	0	0	0	s	s	s	s	s	P	P	-	i	i	i	i	i	i	i	i	i	1	0	-	d	d	Pd=vcmpw.eq(Rss,#s8)
1	1	0	1	1	1	0	0	0	0	1	s	s	s	s	s	P	P	-	i	i	i	i	i	i	i	i	i	1	0	-	d	d	Pd=vcmpw.gt(Rss,#s8)
1	1	0	1	1	1	0	0	0	1	0	s	s	s	s	s	P	P	-	0	i	i	i	i	i	i	i	1	0	-	d	d	Pd=vcmpw.gtu(Rss,#u7)	

Field name	Description
RegType	Register Type
MajOp	Major Opcode
MinOp	Minor Opcode
ICLASS	Instruction Class
Parse	Packet/Loop parse bits
d2	Field to encode register d
s5	Field to encode register s
t5	Field to encode register t

Viterbi pack even and odd predicate bits

Pack the even and odd bits of two predicate registers into a single destination register. A variant of this instruction is the `R3:2 |= vitpack(P1,P0)`. This places the packed predicate bits into the lower 8bits of the register pair which has been preshifted by 8 bits.

This instruction is useful in Viterbi decoding. Repeated use of the push version enables a history to be stored for traceback, purposes.



Syntax

```
Rd=vitpack (Ps ,Pt)
```

Behavior

```
PREDUSE_TIMING;  
Rd = (Ps&0x55) | (Pt&0xAA);
```

Class: XTYPE (slots 2,3)

Intrinsics

```
Rd=vitpack (Ps ,Pt)
```

```
Word32 Q6_R_vitpack_pp(Byte Ps, Byte Pt)
```

Encoding

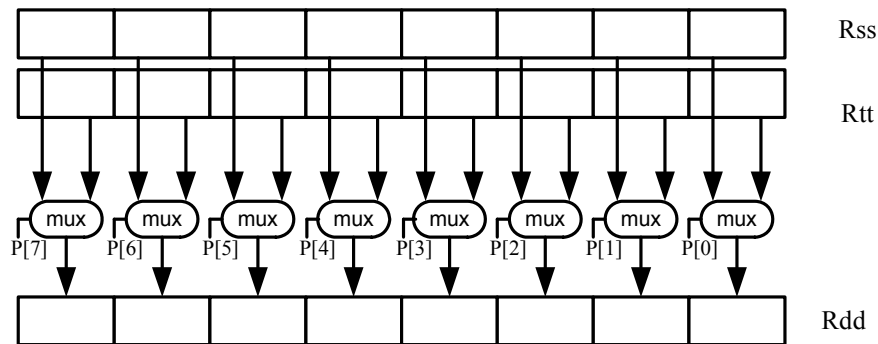
31	30	29	28	27	26	25	24	23	22	21	20	19	18	17	16	15	14	13	12	11	10	9	8	7	6	5	4	3	2	1	0	
ICLASS				RegType				MajOp				s2		Parse		t2		d5														
1	0	0	0	1	0	0	1	-	0	0	-	-	-	s	s	P	P	-	-	-	-	t	t	-	-	-	d	d	d	d	d	Rd=vitpack(Ps,Pt)

Field name	Description
ICLASS	Instruction Class
Parse	Packet/Loop parse bits
d5	Field to encode register d
s2	Field to encode register s
t2	Field to encode register t
MajOp	Major Opcode
RegType	Register Type

Vector mux

Perform an element-wise byte selection between two vectors.

For each of the low 8 bits of predicate register Pu, if the bit is set, the corresponding byte in Rdd is set to the corresponding byte from Rss. Otherwise, set the byte in Rdd to the byte from Rtt.



Syntax

```
Rdd=vmux(Pu,Rss,Rtt)
```

Behavior

```

PREDUSE_TIMING;
for (i = 0; i < 8; i++) {
    Rdd.b[i] = (Pu.i ? (Rss.b[i]) : (Rtt.b[i]));
}

```

Class: XTYPE (slots 2,3)

Intrinsics

```
Rdd=vmux(Pu,Rss,Rtt)
```

```
Word64 Q6_P_vmux_ppp(Byte Pu, Word64 Rss, Word64 Rtt)
```

Encoding

31	30	29	28	27	26	25	24	23	22	21	20	19	18	17	16	15	14	13	12	11	10	9	8	7	6	5	4	3	2	1	0	
ICLASS		RegType				s5					Parse		t5			u2		d5														
1	1	0	1	0	0	0	1	-	-	-	s	s	s	s	s	P	P	-	t	t	t	t	t	-	u	u	d	d	d	d	d	Rdd=vmux(Pu,Rss,Rtt)

Field name	Description
RegType	Register Type
MinOp	Minor Opcode
ICLASS	Instruction Class
Parse	Packet/Loop parse bits
d5	Field to encode register d
s5	Field to encode register s
t5	Field to encode register t
u2	Field to encode register u

11.10.8 XTYPE/SHIFT

The XTYPE/SHIFT instruction subclass includes instructions which perform shifts.

Mask generate from immediate

Generate a mask from two immediate values

Syntax

```
Rd=mask(#u5,#U5)
```

Behavior

```
Rd = ((1<<#u)-1) << #U;
```

Class: XTYPE (slots 2,3)

Intrinsics

```
Rd=mask(#u5,#U5)
```

```
Word32 Q6_R_mask_II(Word32 Iu5, Word32 IU5)
```

Encoding

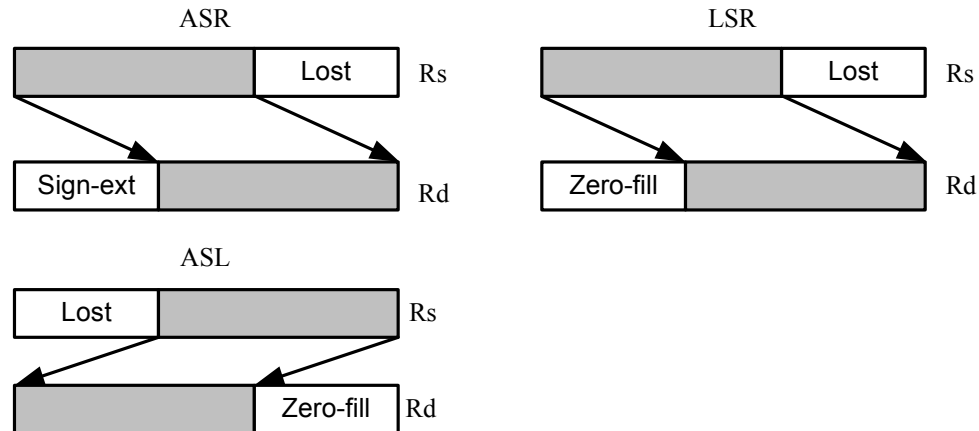
31	30	29	28	27	26	25	24	23	22	21	20	19	18	17	16	15	14	13	12	11	10	9	8	7	6	5	4	3	2	1	0	
ICLASS				RegType				MajOp				Parse				MinOp				d5												
1	0	0	0	1	1	0	1	0	I	I	-	-	-	-	-	P	P	1	i	i	i	i	i	I	I	I	d	d	d	d	d	Rd=mask(#u5,#U5)

Field name	Description
ICLASS	Instruction Class
Parse	Packet/Loop parse bits
d5	Field to encode register d
MajOp	Major Opcode
MinOp	Minor Opcode
RegType	Register Type

Shift by immediate

Shift the source register value right or left based on the type of instruction. In these instructions, the shift amount is contained in an unsigned immediate (5 bits for 32-bit shifts, 6 bits for 64-bit shifts) and the shift instruction gives the shift direction.

Arithmetic right shifts place the sign bit of the source value in the vacated positions, while logical right shifts place zeros in the vacated positions. Left shifts always zero-fill the vacated bits.



Syntax

`Rd=asl (Rs, #u5)`

`Rd=asr (Rs, #u5)`

`Rd=lsr (Rs, #u5)`

`Rd=rol (Rs, #u5)`

`Rdd=asl (Rss, #u6)`

`Rdd=asr (Rss, #u6)`

`Rdd=lsr (Rss, #u6)`

`Rdd=rol (Rss, #u6)`

Behavior

`Rd = Rs << #u;`

`Rd = Rs >> #u;`

`Rd = Rs >>> #u;`

`Rd = Rs <<R #u;`

`Rdd = Rss << #u;`

`Rdd = Rss >> #u;`

`Rdd = Rss >>> #u;`

`Rdd = Rss <<R #u;`

Class: XTYPE (slots 2,3)

Intrinsics

`Rd=asl (Rs, #u5)`

`Word32 Q6_R_asl_RI (Word32 Rs, Word32 Iu5)`

`Rd=asr (Rs, #u5)`

`Word32 Q6_R_asr_RI (Word32 Rs, Word32 Iu5)`

`Rd=lsr (Rs, #u5)`

`Word32 Q6_R_lsr_RI (Word32 Rs, Word32 Iu5)`

Rd=rol (Rs, #u5)	Word32 Q6_R_rol_RI (Word32 Rs, Word32 Iu5)
Rdd=asl (Rss, #u6)	Word64 Q6_P_asl_PI (Word64 Rss, Word32 Iu6)
Rdd=asr (Rss, #u6)	Word64 Q6_P_asr_PI (Word64 Rss, Word32 Iu6)
Rdd=lsr (Rss, #u6)	Word64 Q6_P_lsr_PI (Word64 Rss, Word32 Iu6)
Rdd=rol (Rss, #u6)	Word64 Q6_P_rol_PI (Word64 Rss, Word32 Iu6)

Encoding

31	30	29	28	27	26	25	24	23	22	21	20	19	18	17	16	15	14	13	12	11	10	9	8	7	6	5	4	3	2	1	0		
ICLASS				RegType				MajOp				s5					Parse				MinOp				d5								
1	0	0	0	0	0	0	0	0	0	0	0	s	s	s	s	s	P	P	i	i	i	i	i	i	0	0	0	d	d	d	d	d	Rdd=asr(Rss,#u6)
1	0	0	0	0	0	0	0	0	0	0	0	s	s	s	s	s	P	P	i	i	i	i	i	i	0	0	1	d	d	d	d	d	Rdd=lsr(Rss,#u6)
1	0	0	0	0	0	0	0	0	0	0	0	s	s	s	s	s	P	P	i	i	i	i	i	i	0	1	0	d	d	d	d	d	Rdd=asl(Rss,#u6)
1	0	0	0	0	0	0	0	0	0	0	0	s	s	s	s	s	P	P	i	i	i	i	i	i	0	1	1	d	d	d	d	d	Rdd=rol(Rss,#u6)
1	0	0	0	1	1	0	0	0	0	0	0	s	s	s	s	s	P	P	0	i	i	i	i	i	0	0	0	d	d	d	d	d	Rd=asr(Rs,#u5)
1	0	0	0	1	1	0	0	0	0	0	0	s	s	s	s	s	P	P	0	i	i	i	i	i	0	0	1	d	d	d	d	d	Rd=lsr(Rs,#u5)
1	0	0	0	1	1	0	0	0	0	0	0	s	s	s	s	s	P	P	0	i	i	i	i	i	0	1	0	d	d	d	d	d	Rd=asl(Rs,#u5)
1	0	0	0	1	1	0	0	0	0	0	0	s	s	s	s	s	P	P	0	i	i	i	i	i	0	1	1	d	d	d	d	d	Rd=rol(Rs,#u5)

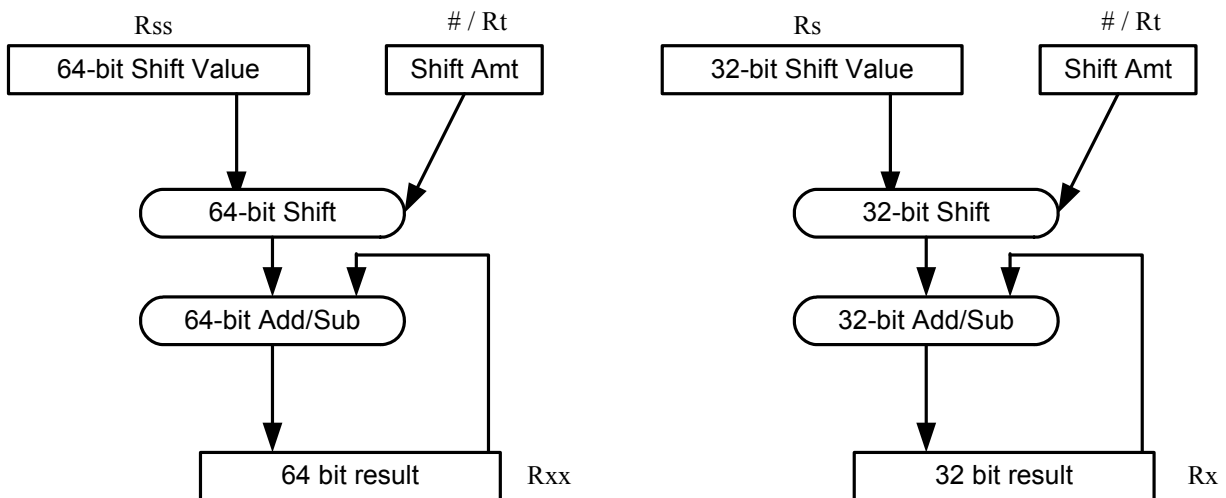
Field name	Description
ICLASS	Instruction Class
Parse	Packet/Loop parse bits
d5	Field to encode register d
s5	Field to encode register s
MajOp	Major Opcode
MinOp	Minor Opcode
RegType	Register Type

Shift by immediate and accumulate

Shift the source register value right or left based on the type of instruction. In these instructions, the shift amount is contained in an unsigned immediate (5 bits for 32-bit shifts, 6 bits for 64-bit shifts) and the shift instruction gives the shift direction.

Arithmetic right shifts place the sign bit of the source value in the vacated positions, while logical right shifts place zeros in the vacated positions. Left shifts always zero-fill the vacated bits.

After shifting, add or subtract the shifted value from the destination register or register pair.



Syntax

```
Rx=add(#u8, asl(Rx, #U5))
```

```
Rx=add(#u8, lsr(Rx, #U5))
```

```
Rx=sub(#u8, asl(Rx, #U5))
```

```
Rx=sub(#u8, lsr(Rx, #U5))
```

```
Rx[+-]=asl(Rs, #u5)
```

```
Rx[+-]=asr(Rs, #u5)
```

```
Rx[+-]=lsr(Rs, #u5)
```

```
Rx[+-]=rol(Rs, #u5)
```

```
Rxx[+-]=asl(Rss, #u6)
```

```
Rxx[+-]=asr(Rss, #u6)
```

```
Rxx[+-]=lsr(Rss, #u6)
```

```
Rxx[+-]=rol(Rss, #u6)
```

Behavior

```
Rx=apply_extension(#u) + (Rx << #U);
```

```
Rx=apply_extension(#u) + (((unsigned int)Rx) >> #U);
```

```
Rx=apply_extension(#u) - (Rx << #U);
```

```
Rx=apply_extension(#u) - (((unsigned int)Rx) >> #U);
```

```
Rx = Rx [+-] Rs << #u;
```

```
Rx = Rx [+-] Rs >> #u;
```

```
Rx = Rx [+-] Rs >>> #u;
```

```
Rx = Rx [+-] Rs <<R #u;
```

```
Rxx = Rxx [+-] Rss << #u;
```

```
Rxx = Rxx [+-] Rss >> #u;
```

```
Rxx = Rxx [+-] Rss >>> #u;
```

```
Rxx = Rxx [+-] Rss <<R #u;
```

Class: XTYPE (slots 2,3)**Intrinsics**

Rx+=asl (Rs, #u5)	Word32 Q6_R_aslacc_RI (Word32 Rx, Word32 Rs, Word32 Iu5)
Rx+=asr (Rs, #u5)	Word32 Q6_R_asracc_RI (Word32 Rx, Word32 Rs, Word32 Iu5)
Rx+=lsr (Rs, #u5)	Word32 Q6_R_lsracc_RI (Word32 Rx, Word32 Rs, Word32 Iu5)
Rx+=rol (Rs, #u5)	Word32 Q6_R_rolacc_RI (Word32 Rx, Word32 Rs, Word32 Iu5)
Rx-=asl (Rs, #u5)	Word32 Q6_R_aslnac_RI (Word32 Rx, Word32 Rs, Word32 Iu5)
Rx-=asr (Rs, #u5)	Word32 Q6_R_asrnac_RI (Word32 Rx, Word32 Rs, Word32 Iu5)
Rx-=lsr (Rs, #u5)	Word32 Q6_R_lsrnac_RI (Word32 Rx, Word32 Rs, Word32 Iu5)
Rx-=rol (Rs, #u5)	Word32 Q6_R_rolnac_RI (Word32 Rx, Word32 Rs, Word32 Iu5)
Rx=add (#u8, asl (Rx, #U5))	Word32 Q6_R_add_asl_IRI (Word32 Iu8, Word32 Rx, Word32 Iu5)
Rx=add (#u8, lsr (Rx, #U5))	Word32 Q6_R_add_lsr_IRI (Word32 Iu8, Word32 Rx, Word32 Iu5)
Rx=sub (#u8, asl (Rx, #U5))	Word32 Q6_R_sub_asl_IRI (Word32 Iu8, Word32 Rx, Word32 Iu5)
Rx=sub (#u8, lsr (Rx, #U5))	Word32 Q6_R_sub_lsr_IRI (Word32 Iu8, Word32 Rx, Word32 Iu5)
Rxx+=asl (Rss, #u6)	Word64 Q6_P_aslacc_PI (Word64 Rxx, Word64 Rss, Word32 Iu6)
Rxx+=asr (Rss, #u6)	Word64 Q6_P_asracc_PI (Word64 Rxx, Word64 Rss, Word32 Iu6)
Rxx+=lsr (Rss, #u6)	Word64 Q6_P_lsracc_PI (Word64 Rxx, Word64 Rss, Word32 Iu6)
Rxx+=rol (Rss, #u6)	Word64 Q6_P_rolacc_PI (Word64 Rxx, Word64 Rss, Word32 Iu6)
Rxx-=asl (Rss, #u6)	Word64 Q6_P_aslnac_PI (Word64 Rxx, Word64 Rss, Word32 Iu6)
Rxx-=asr (Rss, #u6)	Word64 Q6_P_asrnac_PI (Word64 Rxx, Word64 Rss, Word32 Iu6)
Rxx-=lsr (Rss, #u6)	Word64 Q6_P_lsrnac_PI (Word64 Rxx, Word64 Rss, Word32 Iu6)
Rxx-=rol (Rss, #u6)	Word64 Q6_P_rolnac_PI (Word64 Rxx, Word64 Rss, Word32 Iu6)

Encoding

31	30	29	28	27	26	25	24	23	22	21	20	19	18	17	16	15	14	13	12	11	10	9	8	7	6	5	4	3	2	1	0	
ICLASS				RegType				MajOp				s5				Parse				MinOp				x5								
1	0	0	0	0	0	1	0	0	0	-	s	s	s	s	s	P	P	i	i	i	i	i	i	0	0	0	x	x	x	x	x	Rxx-=asr(Rss,#u6)
1	0	0	0	0	0	1	0	0	0	-	s	s	s	s	s	P	P	i	i	i	i	i	i	0	0	1	x	x	x	x	x	Rxx-=lsr(Rss,#u6)
1	0	0	0	0	0	1	0	0	0	-	s	s	s	s	s	P	P	i	i	i	i	i	i	0	1	0	x	x	x	x	x	Rxx-=asl(Rss,#u6)
1	0	0	0	0	0	1	0	0	0	-	s	s	s	s	s	P	P	i	i	i	i	i	i	0	1	1	x	x	x	x	x	Rxx-=rol(Rss,#u6)
1	0	0	0	0	0	1	0	0	0	-	s	s	s	s	s	P	P	i	i	i	i	i	i	1	0	0	x	x	x	x	x	Rxx+=asr(Rss,#u6)

31	30	29	28	27	26	25	24	23	22	21	20	19	18	17	16	15	14	13	12	11	10	9	8	7	6	5	4	3	2	1	0		
1	0	0	0	0	0	1	0	0	0	-	s	s	s	s	s	P	P	i	i	i	i	i	i	1	0	1	x	x	x	x	x	Rxx+=lsr(Rs,#u6)	
1	0	0	0	0	0	1	0	0	0	-	s	s	s	s	s	P	P	i	i	i	i	i	i	1	1	0	x	x	x	x	x	Rxx+=asl(Rs,#u6)	
1	0	0	0	0	0	1	0	0	0	-	s	s	s	s	s	P	P	i	i	i	i	i	i	1	1	1	x	x	x	x	x	Rxx+=rol(Rs,#u6)	
1	0	0	0	1	1	1	0	0	0	-	s	s	s	s	s	P	P	0	i	i	i	i	i	0	0	0	x	x	x	x	x	Rx=asr(Rs,#u5)	
1	0	0	0	1	1	1	0	0	0	-	s	s	s	s	s	P	P	0	i	i	i	i	i	0	0	1	x	x	x	x	x	Rx=lsr(Rs,#u5)	
1	0	0	0	1	1	1	0	0	0	-	s	s	s	s	s	P	P	0	i	i	i	i	i	0	1	0	x	x	x	x	x	Rx=asl(Rs,#u5)	
1	0	0	0	1	1	1	0	0	0	-	s	s	s	s	s	P	P	0	i	i	i	i	i	0	1	1	x	x	x	x	x	Rx=rol(Rs,#u5)	
1	0	0	0	1	1	1	0	0	0	-	s	s	s	s	s	P	P	0	i	i	i	i	i	1	0	0	x	x	x	x	x	Rx=asr(Rs,#u5)	
1	0	0	0	1	1	1	0	0	0	-	s	s	s	s	s	P	P	0	i	i	i	i	i	1	0	1	x	x	x	x	x	Rx=lsr(Rs,#u5)	
1	0	0	0	1	1	1	0	0	0	-	s	s	s	s	s	P	P	0	i	i	i	i	i	1	1	0	x	x	x	x	x	Rx+=asl(Rs,#u5)	
1	0	0	0	1	1	1	0	0	0	-	s	s	s	s	s	P	P	0	i	i	i	i	i	1	1	1	x	x	x	x	x	Rx+=rol(Rs,#u5)	
ICLASS			RegType								x5			Parse												MajOp							
1	1	0	1	1	1	1	0	i	i	i	x	x	x	x	x	P	P	i	l	l	l	l	l	l	i	i	i	0	i	1	0	-	Rx=add(#u8,asl(Rx,#U5))
1	1	0	1	1	1	1	0	i	i	i	x	x	x	x	x	P	P	i	l	l	l	l	l	l	i	i	i	0	i	1	1	-	Rx=sub(#u8,asl(Rx,#U5))
1	1	0	1	1	1	1	0	i	i	i	x	x	x	x	x	P	P	i	l	l	l	l	l	l	i	i	i	1	i	1	0	-	Rx=add(#u8,lsr(Rx,#U5))
1	1	0	1	1	1	1	0	i	i	i	x	x	x	x	x	P	P	i	l	l	l	l	l	l	i	i	i	1	i	1	1	-	Rx=sub(#u8,lsr(Rx,#U5))

Field name	Description
RegType	Register Type
MajOp	Major Opcode
ICLASS	Instruction Class
Parse	Packet/Loop parse bits
s5	Field to encode register s
x5	Field to encode register x
MajOp	Major Opcode
MinOp	Minor Opcode
RegType	Register Type

Shift by immediate and add

Shift Rs left by 0-7 bits, add to Rt, and place the result in Rd.

This instruction is useful for calculating array pointers, where destruction of the base pointer is undesirable.

Syntax

```
Rd=addasl(Rt, Rs, #u3)
```

Behavior

```
Rd = Rt + Rs << #u;
```

Class: XTYPE (slots 2,3)

Intrinsics

```
Rd=addasl(Rt, Rs, #u3)
```

```
Word32 Q6_R_addasl_RRI(Word32 Rt, Word32 Rs, Word32 Iu3)
```

Encoding

31	30	29	28	27	26	25	24	23	22	21	20	19	18	17	16	15	14	13	12	11	10	9	8	7	6	5	4	3	2	1	0	
ICLASS				RegType			Maj			s5					Parse		t5					Min		d5								
1	1	0	0	0	1	0	0	0	0	0	s	s	s	s	s	P	P	0	t	t	t	t	t	i	i	i	d	d	d	d	d	Rd=addasl(Rt, Rs, #u3)

Field name	Description
ICLASS	Instruction Class
Parse	Packet/Loop parse bits
d5	Field to encode register d
s5	Field to encode register s
t5	Field to encode register t
Maj	Major Opcode
Min	Minor Opcode
RegType	Register Type

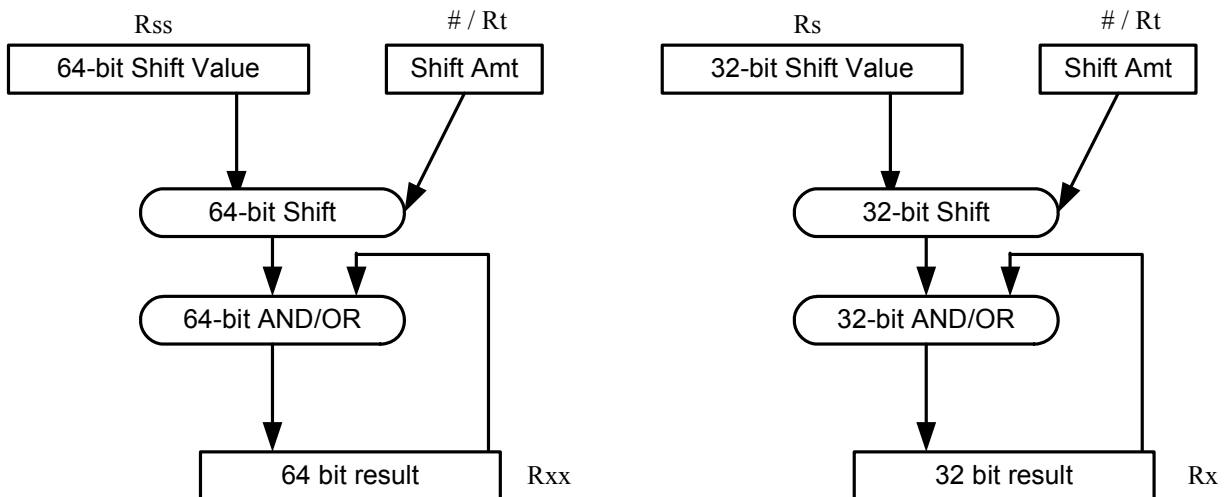
Shift by immediate and logical

Shift the source register value right or left based on the type of instruction. In these instructions, the shift amount is contained in an unsigned immediate (5 bits for 32-bit shifts, 6 bits for 64-bit shifts) and the shift instruction gives the shift direction.

Arithmetic right shifts place the sign bit of the source value in the vacated positions, while logical right shifts place zeros in the vacated positions. Left shifts always zero-fill the vacated bits.

After shifting, take the logical AND, OR, or XOR of the shifted amount and the destination register or register pair, and place the result back in the destination register or register pair.

Saturation is not available for these instructions.



Syntax

```

Rx=and(#u8, asl(Rx, #U5))
Rx=and(#u8, lsr(Rx, #U5))
Rx=or(#u8, asl(Rx, #U5))
Rx=or(#u8, lsr(Rx, #U5))
Rx[&|]=asl(Rs, #u5)
Rx[&|]=asr(Rs, #u5)
Rx[&|]=lsr(Rs, #u5)
Rx[&|]=rol(Rs, #u5)
Rx^=asl(Rs, #u5)
Rx^=lsr(Rs, #u5)
Rx^=rol(Rs, #u5)
Rxx[&|]=asl(Rss, #u6)
Rxx[&|]=asr(Rss, #u6)

```

Behavior

```

Rx=apply_extension(#u) & (Rx<<#U);
Rx=apply_extension(#u) & (((unsigned int)Rx)>>#U);
Rx=apply_extension(#u) | (Rx<<#U);
Rx=apply_extension(#u) | (((unsigned int)Rx)>>#U);
Rx = Rx [|&] Rs << #u;
Rx = Rx [|&] Rs >> #u;
Rx = Rx [|&] Rs >>> #u;
Rx = Rx [|&] Rs <<_R #u;
Rx = Rx ^ Rs << #u;
Rx = Rx ^ Rs >>> #u;
Rx = Rx ^ Rs <<_R #u;
Rxx = Rxx [|&] Rss << #u;
Rxx = Rxx [|&] Rss >> #u;

```

Syntax	Behavior
$Rxx [\&] = lsr (Rss, \#u6)$	$Rxx = Rxx [\&] Rss \gg \#u;$
$Rxx [\&] = rol (Rss, \#u6)$	$Rxx = Rxx [\&] Rss \ll_R \#u;$
$Rxx^{\wedge} = asl (Rss, \#u6)$	$Rxx = Rxx^{\wedge} Rss \ll \#u;$
$Rxx^{\wedge} = lsr (Rss, \#u6)$	$Rxx = Rxx^{\wedge} Rss \gg \#u;$
$Rxx^{\wedge} = rol (Rss, \#u6)$	$Rxx = Rxx^{\wedge} Rss \ll_R \#u;$

Class: XTYPE (slots 2,3)

Intrinsics

$Rx\&=asl (Rs, \#u5)$	Word32 Q6_R_asland_RI (Word32 Rx, Word32 Rs, Word32 Iu5)
$Rx\&=asr (Rs, \#u5)$	Word32 Q6_R_asrand_RI (Word32 Rx, Word32 Rs, Word32 Iu5)
$Rx\&=lsr (Rs, \#u5)$	Word32 Q6_R_lsrاند_RI (Word32 Rx, Word32 Rs, Word32 Iu5)
$Rx\&=rol (Rs, \#u5)$	Word32 Q6_R_rolاند_RI (Word32 Rx, Word32 Rs, Word32 Iu5)
$Rx=and (\#u8, asl (Rx, \#U5))$	Word32 Q6_R_and_asl_IRI (Word32 Iu8, Word32 Rx, Word32 IU5)
$Rx=and (\#u8, lsr (Rx, \#U5))$	Word32 Q6_R_and_lsr_IRI (Word32 Iu8, Word32 Rx, Word32 IU5)
$Rx=or (\#u8, asl (Rx, \#U5))$	Word32 Q6_R_or_asl_IRI (Word32 Iu8, Word32 Rx, Word32 IU5)
$Rx=or (\#u8, lsr (Rx, \#U5))$	Word32 Q6_R_or_lsr_IRI (Word32 Iu8, Word32 Rx, Word32 IU5)
$Rx^{\wedge} = asl (Rs, \#u5)$	Word32 Q6_R_aslxacc_RI (Word32 Rx, Word32 Rs, Word32 Iu5)
$Rx^{\wedge} = lsr (Rs, \#u5)$	Word32 Q6_R_lsrxacc_RI (Word32 Rx, Word32 Rs, Word32 Iu5)
$Rx^{\wedge} = rol (Rs, \#u5)$	Word32 Q6_R_rolxacc_RI (Word32 Rx, Word32 Rs, Word32 Iu5)
$Rx = asl (Rs, \#u5)$	Word32 Q6_R_aslor_RI (Word32 Rx, Word32 Rs, Word32 Iu5)
$Rx = asr (Rs, \#u5)$	Word32 Q6_R_asror_RI (Word32 Rx, Word32 Rs, Word32 Iu5)
$Rx = lsr (Rs, \#u5)$	Word32 Q6_R_lsrور_RI (Word32 Rx, Word32 Rs, Word32 Iu5)
$Rx = rol (Rs, \#u5)$	Word32 Q6_R_rolور_RI (Word32 Rx, Word32 Rs, Word32 Iu5)
$Rxx\&=asl (Rss, \#u6)$	Word64 Q6_P_asland_PI (Word64 Rxx, Word64 Rss, Word32 Iu6)
$Rxx\&=asr (Rss, \#u6)$	Word64 Q6_P_asrand_PI (Word64 Rxx, Word64 Rss, Word32 Iu6)
$Rxx\&=lsr (Rss, \#u6)$	Word64 Q6_P_lsrاند_PI (Word64 Rxx, Word64 Rss, Word32 Iu6)

Rxx&=rol(Rss,#u6)	Word64 Q6_P_roland_PI(Word64 Rxx, Word64 Rss, Word32 Iu6)
Rxx^=asl(Rss,#u6)	Word64 Q6_P_aslxacc_PI(Word64 Rxx, Word64 Rss, Word32 Iu6)
Rxx^=lsr(Rss,#u6)	Word64 Q6_P_lsrxacc_PI(Word64 Rxx, Word64 Rss, Word32 Iu6)
Rxx^=rol(Rss,#u6)	Word64 Q6_P_rolxacc_PI(Word64 Rxx, Word64 Rss, Word32 Iu6)
Rxx =asl(Rss,#u6)	Word64 Q6_P_aslor_PI(Word64 Rxx, Word64 Rss, Word32 Iu6)
Rxx =asr(Rss,#u6)	Word64 Q6_P_asror_PI(Word64 Rxx, Word64 Rss, Word32 Iu6)
Rxx =lsr(Rss,#u6)	Word64 Q6_P_lsror_PI(Word64 Rxx, Word64 Rss, Word32 Iu6)
Rxx =rol(Rss,#u6)	Word64 Q6_P_rolor_PI(Word64 Rxx, Word64 Rss, Word32 Iu6)

Encoding

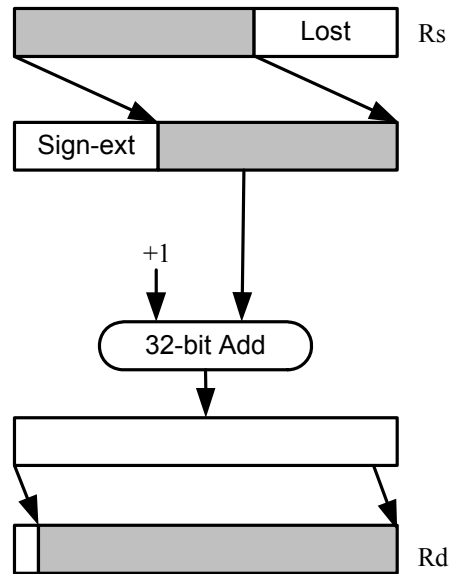
31	30	29	28	27	26	25	24	23	22	21	20	19	18	17	16	15	14	13	12	11	10	9	8	7	6	5	4	3	2	1	0	
ICLASS		RegType					MajOp					s5					Parse					MinOp					x5					
1	0	0	0	0	0	1	0	0	1	-	s	s	s	s	s	P	P	i	i	i	i	i	i	0	0	0	x	x	x	x	x	Rxx&=asr(Rss,#u6)
1	0	0	0	0	0	1	0	0	1	-	s	s	s	s	s	P	P	i	i	i	i	i	i	0	0	1	x	x	x	x	x	Rxx&=lsr(Rss,#u6)
1	0	0	0	0	0	1	0	0	1	-	s	s	s	s	s	P	P	i	i	i	i	i	i	0	1	0	x	x	x	x	x	Rxx&=asl(Rss,#u6)
1	0	0	0	0	0	1	0	0	1	-	s	s	s	s	s	P	P	i	i	i	i	i	i	0	1	1	x	x	x	x	x	Rxx&=rol(Rss,#u6)
1	0	0	0	0	0	1	0	0	1	-	s	s	s	s	s	P	P	i	i	i	i	i	i	1	0	0	x	x	x	x	x	Rxx =asr(Rss,#u6)
1	0	0	0	0	0	1	0	0	1	-	s	s	s	s	s	P	P	i	i	i	i	i	i	1	0	1	x	x	x	x	x	Rxx =lsr(Rss,#u6)
1	0	0	0	0	0	1	0	0	1	-	s	s	s	s	s	P	P	i	i	i	i	i	i	1	1	1	x	x	x	x	x	Rxx =asl(Rss,#u6)
1	0	0	0	0	0	1	0	0	1	-	s	s	s	s	s	P	P	i	i	i	i	i	i	1	1	1	x	x	x	x	x	Rxx =rol(Rss,#u6)
1	0	0	0	0	0	1	0	1	0	-	s	s	s	s	s	P	P	i	i	i	i	i	i	0	0	1	x	x	x	x	x	Rxx^=lsr(Rss,#u6)
1	0	0	0	0	0	1	0	1	0	-	s	s	s	s	s	P	P	i	i	i	i	i	i	0	1	0	x	x	x	x	x	Rxx^=asl(Rss,#u6)
1	0	0	0	0	0	1	0	1	0	-	s	s	s	s	s	P	P	i	i	i	i	i	i	0	1	1	x	x	x	x	x	Rxx^=rol(Rss,#u6)
1	0	0	0	1	1	1	0	0	1	-	s	s	s	s	s	P	P	0	i	i	i	i	i	0	0	0	x	x	x	x	x	Rx&=asr(Rs,#u5)
1	0	0	0	1	1	1	0	0	1	-	s	s	s	s	s	P	P	0	i	i	i	i	i	0	0	1	x	x	x	x	x	Rx&=lsr(Rs,#u5)
1	0	0	0	1	1	1	0	0	1	-	s	s	s	s	s	P	P	0	i	i	i	i	i	0	1	0	x	x	x	x	x	Rx&=asl(Rs,#u5)
1	0	0	0	1	1	1	0	0	1	-	s	s	s	s	s	P	P	0	i	i	i	i	i	0	1	1	x	x	x	x	x	Rx&=rol(Rs,#u5)
1	0	0	0	1	1	1	0	0	1	-	s	s	s	s	s	P	P	0	i	i	i	i	i	1	0	0	x	x	x	x	x	Rx =asr(Rs,#u5)
1	0	0	0	1	1	1	0	0	1	-	s	s	s	s	s	P	P	0	i	i	i	i	i	1	0	1	x	x	x	x	x	Rx =lsr(Rs,#u5)
1	0	0	0	1	1	1	0	0	1	-	s	s	s	s	s	P	P	0	i	i	i	i	i	1	1	1	x	x	x	x	x	Rx =asl(Rs,#u5)
1	0	0	0	1	1	1	0	1	0	-	s	s	s	s	s	P	P	0	i	i	i	i	i	0	0	1	x	x	x	x	x	Rx =rol(Rs,#u5)
1	0	0	0	1	1	1	0	1	0	-	s	s	s	s	s	P	P	0	i	i	i	i	i	0	0	1	x	x	x	x	x	Rx^=lsr(Rs,#u5)
1	0	0	0	1	1	1	0	1	0	-	s	s	s	s	s	P	P	0	i	i	i	i	i	0	1	0	x	x	x	x	x	Rx^=asl(Rs,#u5)
1	0	0	0	1	1	1	0	1	0	-	s	s	s	s	s	P	P	0	i	i	i	i	i	0	1	1	x	x	x	x	x	Rx^=rol(Rs,#u5)
ICLASS		RegType					x5					Parse					MajOp															
1	1	0	1	1	1	1	0	i	i	i	x	x	x	x	x	P	P	i	l	l	l	l	l	i	i	i	0	i	0	0	-	Rx=and(#u8,asl(Rx,#U5))
1	1	0	1	1	1	1	0	i	i	i	x	x	x	x	x	P	P	i	l	l	l	l	l	i	i	i	0	i	0	1	-	Rx=or(#u8,asl(Rx,#U5))
1	1	0	1	1	1	1	0	i	i	i	x	x	x	x	x	P	P	i	l	l	l	l	l	i	i	i	1	i	0	0	-	Rx=and(#u8,lsr(Rx,#U5))
1	1	0	1	1	1	1	0	i	i	i	x	x	x	x	x	P	P	i	l	l	l	l	l	i	i	i	1	i	0	1	-	Rx=or(#u8,lsr(Rx,#U5))

Field name	Description
RegType	Register Type
MajOp	Major Opcode
ICLASS	Instruction Class
Parse	Packet/Loop parse bits
s5	Field to encode register s
x5	Field to encode register x
MajOp	Major Opcode
MinOp	Minor Opcode
RegType	Register Type

Shift right by immediate with rounding

Perform an arithmetic right shift by an immediate amount, and then round the result. This instruction works by first shifting right, then adding the value +1 to the result, and finally shifting right again by one bit. The right shifts always inserts the sign-bit in the vacated position.

When using `asrrnd`, the assembler adjusts the immediate appropriately.



Syntax

```
Rd=asr(Rs, #u5) :rnd
```

```
Rd=asrrnd(Rs, #u5)
```

```
Rdd=asr(Rss, #u6) :rnd
```

```
Rdd=asrrnd(Rss, #u6)
```

Behavior

```
Rd = ((Rs >> #u)+1) >> 1;
```

```
if ("#u5==0") {
    Assembler mapped to: "Rd=Rs";
} else {
    Assembler mapped to: "Rd=asr(Rs, #u5-1) :rnd";
}
```

```
tmp = Rss >> #u;
rnd = tmp & 1;
Rdd = tmp >> 1 + rnd;
```

```
if ("#u6==0") {
    Assembler mapped to: "Rdd=Rss";
} else {
    Assembler mapped to: "Rdd=asr(Rss, #u6-
1) :rnd";
}
```

Class: XTYPE (slots 2,3)**Intrinsics**

Rd=asr(Rs, #u5) :rnd	Word32 Q6_R_asr_RI_rnd(Word32 Rs, Word32 Iu5)
Rd=asrrnd(Rs, #u5)	Word32 Q6_R_asrrnd_RI(Word32 Rs, Word32 Iu5)
Rdd=asr(Rss, #u6) :rnd	Word64 Q6_P_asr_PI_rnd(Word64 Rss, Word32 Iu6)
Rdd=asrrnd(Rss, #u6)	Word64 Q6_P_asrrnd_PI(Word64 Rss, Word32 Iu6)

Encoding

31	30	29	28	27	26	25	24	23	22	21	20	19	18	17	16	15	14	13	12	11	10	9	8	7	6	5	4	3	2	1	0	
ICLASS				RegType				MajOp				s5					Parse		MinOp						d5							
1	0	0	0	0	0	0	0	1	1	0	s	s	s	s	s	P	P	i	i	i	i	i	i	1	1	1	d	d	d	d	d	Rdd=asr(Rss,#u6):rnd
1	0	0	0	1	1	0	0	0	1	0	s	s	s	s	s	P	P	0	i	i	i	i	i	0	0	0	d	d	d	d	d	Rd=asr(Rs,#u5):rnd

Field name	Description
ICLASS	Instruction Class
Parse	Packet/Loop parse bits
d5	Field to encode register d
s5	Field to encode register s
MajOp	Major Opcode
MinOp	Minor Opcode
RegType	Register Type

Shift left by immediate with saturation

Perform a left shift of the 32-bit source register value by an immediate amount and saturate.

Saturation works by first sign-extending the 32-bit Rs register to 64 bits. It is then left shifted by the immediate amount. If this 64-bit value cannot fit in a signed 32-bit number (the upper word is not the sign-extension of bit 31), then saturation is performed based on the sign of the original value. Saturation clamps the 32-bit result to the range 0x8000_0000 to 0x7fff_ffff.

Syntax

```
Rd=asl(Rs, #u5) : sat
```

Behavior

```
Rd = sat_32(sxt32->64(Rs) << #u) ;
```

Class: XTYPE (slots 2,3)

Notes

- If saturation occurs during execution of this instruction (a result is clamped to either maximum or minimum values), the OVF bit in the Status Register is set. OVF remains set until explicitly cleared by a transfer to SR.

Intrinsics

```
Rd=asl(Rs, #u5) : sat
```

```
Word32 Q6_R_asl_RI_sat(Word32 Rs, Word32 Iu5)
```

Encoding

31	30	29	28	27	26	25	24	23	22	21	20	19	18	17	16	15	14	13	12	11	10	9	8	7	6	5	4	3	2	1	0	
ICLASS				RegType				MajOp				s5					Parse		MinOp				d5									
1	0	0	0	1	1	0	0	0	1	0	s	s	s	s	s	P	P	0	i	i	i	i	i	0	1	0	d	d	d	d	d	Rd=asl(Rs,#u5):sat

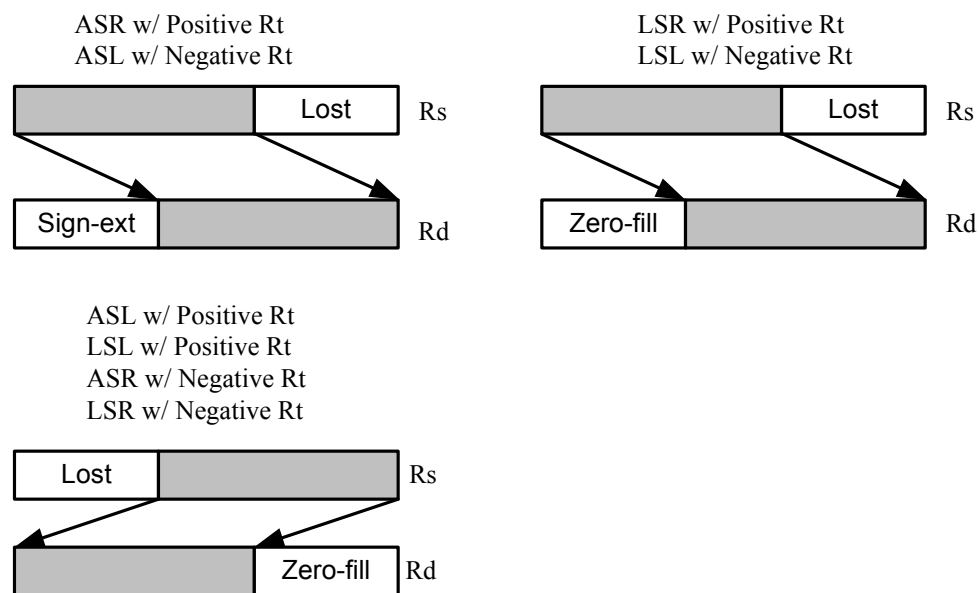
Field name	Description
ICLASS	Instruction Class
Parse	Packet/Loop parse bits
d5	Field to encode register d
s5	Field to encode register s
MajOp	Major Opcode
MinOp	Minor Opcode
RegType	Register Type

Shift by register

The shift amount is the least significant 7 bits of Rt, treated as a two's complement value. If the shift amount is negative (bit 6 of Rt is set), the direction of the shift indicated in the opcode is reversed (see Figure).

The source data to be shifted is always performed as a 64-bit shift. When the Rs source register is a 32-bit register, this register is first sign or zero-extended to 64 bits. Arithmetic shifts sign-extend the 32-bit source to 64 bits, while logical shifts zero extend.

The 64-bit source value is then right or left shifted based on the shift amount and the type of instruction. Arithmetic right shifts place the sign bit of the source value in the vacated positions. Logical right shifts place zeros in the vacated positions.



Syntax	Behavior
$Rd = asl(Rs, Rt)$	$shamt = sxt_{7 \rightarrow 32}(Rt);$ $Rd = (shamt > 0) ? (sxt_{32 \rightarrow 64}(Rs) \ll shamt) : (sxt_{32 \rightarrow 64}(Rs) \gg shamt);$
$Rd = asr(Rs, Rt)$	$shamt = sxt_{7 \rightarrow 32}(Rt);$ $Rd = (shamt > 0) ? (sxt_{32 \rightarrow 64}(Rs) \gg shamt) : (sxt_{32 \rightarrow 64}(Rs) \ll shamt);$
$Rd = lsl(\#s6, Rt)$	$shamt = sxt_{7 \rightarrow 32}(Rt);$ $Rd = (shamt > 0) ? (zxt_{32 \rightarrow 64}(\#s) \ll shamt) : (zxt_{32 \rightarrow 64}(\#s) \gg shamt);$
$Rd = lsr(Rs, Rt)$	$shamt = sxt_{7 \rightarrow 32}(Rt);$ $Rd = (shamt > 0) ? (zxt_{32 \rightarrow 64}(Rs) \ll shamt) : (zxt_{32 \rightarrow 64}(Rs) \gg shamt);$

Syntax	Behavior
Rd=lsr (Rs, Rt)	shamt=sxt _{7->32} (Rt); Rd = (shamt>0)?(zxt _{32->64} (Rs)>>shamt):(zxt _{32->64} (Rs)<<shamt);
Rdd=asl (Rss, Rt)	shamt=sxt _{7->32} (Rt); Rdd = (shamt>0)?(Rss<<shamt):(Rss>>shamt);
Rdd=asr (Rss, Rt)	shamt=sxt _{7->32} (Rt); Rdd = (shamt>0)?(Rss>>shamt):(Rss<<shamt);
Rdd=lsl (Rss, Rt)	shamt=sxt _{7->32} (Rt); Rdd = (shamt>0)?(Rss<<shamt):(Rss>>>shamt);
Rdd=lsr (Rss, Rt)	shamt=sxt _{7->32} (Rt); Rdd = (shamt>0)?(Rss>>>shamt):(Rss<<shamt);

Class: XTYPE (slots 2,3)

Intrinsics

Rd=asl (Rs, Rt)	Word32 Q6_R_asl_RR(Word32 Rs, Word32 Rt)
Rd=asr (Rs, Rt)	Word32 Q6_R_asr_RR(Word32 Rs, Word32 Rt)
Rd=lsl (#s6, Rt)	Word32 Q6_R_lsl_IR(Word32 Is6, Word32 Rt)
Rd=lsl (Rs, Rt)	Word32 Q6_R_lsl_RR(Word32 Rs, Word32 Rt)
Rd=lsr (Rs, Rt)	Word32 Q6_R_lsr_RR(Word32 Rs, Word32 Rt)
Rdd=asl (Rss, Rt)	Word64 Q6_P_asl_PR(Word64 Rss, Word32 Rt)
Rdd=asr (Rss, Rt)	Word64 Q6_P_asr_PR(Word64 Rss, Word32 Rt)
Rdd=lsl (Rss, Rt)	Word64 Q6_P_lsl_PR(Word64 Rss, Word32 Rt)
Rdd=lsr (Rss, Rt)	Word64 Q6_P_lsr_PR(Word64 Rss, Word32 Rt)

Encoding

31	30	29	28	27	26	25	24	23	22	21	20	19	18	17	16	15	14	13	12	11	10	9	8	7	6	5	4	3	2	1	0	
ICLASS			RegType				Maj		s5					Parse		t5					Min		d5									
1	1	0	0	0	0	1	1	1	0	-	s	s	s	s	s	P	P	-	t	t	t	t	t	0	0	-	d	d	d	d	d	Rdd=asr(Rss,Rt)
1	1	0	0	0	0	1	1	1	0	-	s	s	s	s	s	P	P	-	t	t	t	t	t	0	1	-	d	d	d	d	d	Rdd=lsr(Rss,Rt)
1	1	0	0	0	0	1	1	1	0	-	s	s	s	s	s	P	P	-	t	t	t	t	t	1	0	-	d	d	d	d	d	Rdd=asl(Rss,Rt)
1	1	0	0	0	0	1	1	1	0	-	s	s	s	s	s	P	P	-	t	t	t	t	t	1	1	-	d	d	d	d	d	Rdd=lsl(Rss,Rt)
1	1	0	0	0	1	1	0	0	1	-	s	s	s	s	s	P	P	-	t	t	t	t	t	0	0	-	d	d	d	d	d	Rd=asr(Rs,Rt)
1	1	0	0	0	1	1	0	0	1	-	s	s	s	s	s	P	P	-	t	t	t	t	t	0	1	-	d	d	d	d	d	Rd=lsr(Rs,Rt)
1	1	0	0	0	1	1	0	0	1	-	s	s	s	s	s	P	P	-	t	t	t	t	t	1	0	-	d	d	d	d	d	Rd=asl(Rs,Rt)
1	1	0	0	0	1	1	0	0	1	-	s	s	s	s	s	P	P	-	t	t	t	t	t	1	1	-	d	d	d	d	d	Rd=lsl(Rs,Rt)
ICLASS			RegType				Maj							Parse		t5					Min		d5									
1	1	0	0	0	1	1	0	1	0	-	i	i	i	i	i	P	P	-	t	t	t	t	t	1	1	i	d	d	d	d	d	Rd=lsl(#s6,Rt)

Field name	Description
ICLASS	Instruction Class
Parse	Packet/Loop parse bits
d5	Field to encode register d
s5	Field to encode register s
t5	Field to encode register t
Maj	Major Opcode
Min	Minor Opcode
RegType	Register Type

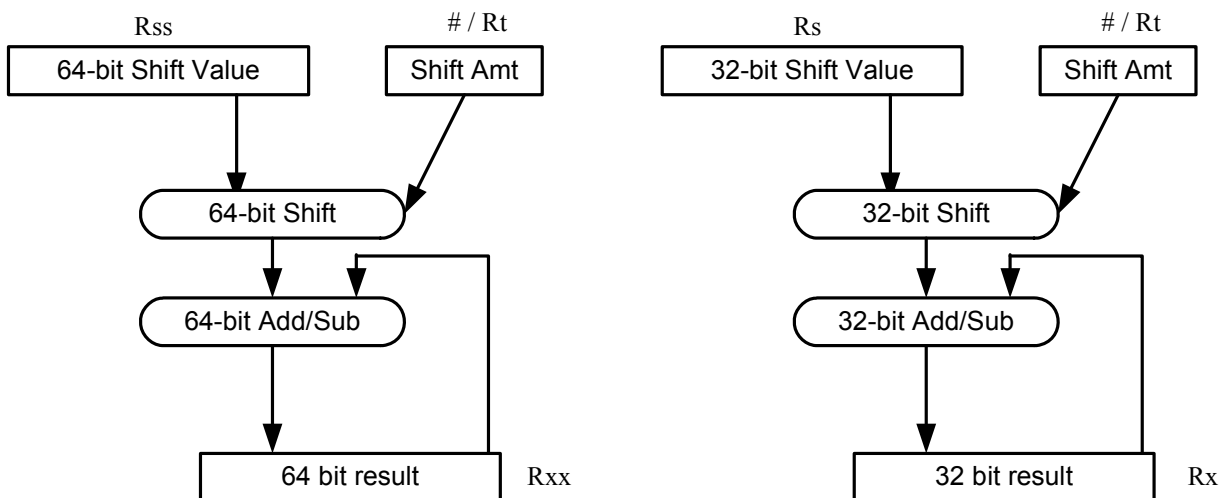
Shift by register and accumulate

The shift amount is the least significant 7 bits of R_t , treated as a two's complement value. If the shift amount is negative (bit 6 of R_t is set), the direction of the shift indicated in the opcode is reversed.

Shift the source register value right or left based on the shift amount and the type of instruction. Arithmetic right shifts place the sign bit of the source value in the vacated positions. Logical right shifts place zeros in the vacated positions.

The shift operation is always performed as a 64-bit shift. When R_s is a 32-bit register, this register is first sign- or zero-extended to 64 bits. Arithmetic shifts sign-extend the 32-bit source to 64 bits, while logical shifts zero extend.

After shifting, add or subtract the 64-bit shifted amount from the destination register or register pair.



Syntax

$R_x [+ -] = asl (R_s, R_t)$

Behavior

```
shamt = sxt7->32(Rt);
Rx = Rx [+ -] (shamt > 0) ? (sxt32->64(Rs) << shamt) : (sxt32->64(Rs) >> shamt);
```

$R_x [+ -] = asr (R_s, R_t)$

```
shamt = sxt7->32(Rt);
Rx = Rx [+ -] (shamt > 0) ? (sxt32->64(Rs) >> shamt) : (sxt32->64(Rs) << shamt);
```

$R_x [+ -] = lsl (R_s, R_t)$

```
shamt = sxt7->32(Rt);
Rx = Rx [+ -] (shamt > 0) ? (zxt32->64(Rs) << shamt) : (zxt32->64(Rs) >>> shamt);
```

Syntax**Behavior**

$Rx [+ -] = lsr (Rs, Rt)$	$shamt = sxt_{7 \rightarrow 32}(Rt);$ $Rx = Rx [+ -] (shamt > 0) ? (zxt_{32 \rightarrow 64}(Rs) >> shamt) : (zxt_{32 \rightarrow 64}(Rs) << shamt);$
$Rxx [+ -] = asl (Rss, Rt)$	$shamt = sxt_{7 \rightarrow 32}(Rt);$ $Rxx = Rxx [+ -] (shamt > 0) ? (Rss << shamt) : (Rss >> shamt);$
$Rxx [+ -] = asr (Rss, Rt)$	$shamt = sxt_{7 \rightarrow 32}(Rt);$ $Rxx = Rxx [+ -] (shamt > 0) ? (Rss >> shamt) : (Rss << shamt);$
$Rxx [+ -] = lsl (Rss, Rt)$	$shamt = sxt_{7 \rightarrow 32}(Rt);$ $Rxx = Rxx [+ -] (shamt > 0) ? (Rss << shamt) : (Rss >> shamt);$
$Rxx [+ -] = lsr (Rss, Rt)$	$shamt = sxt_{7 \rightarrow 32}(Rt);$ $Rxx = Rxx [+ -] (shamt > 0) ? (Rss >> shamt) : (Rss << shamt);$

Class: XTYPE (slots 2,3)**Intrinsics**

$Rx += asl (Rs, Rt)$	Word32 Q6_R_aslacc_RR(Word32 Rx, Word32 Rs, Word32 Rt)
$Rx += asr (Rs, Rt)$	Word32 Q6_R_asracc_RR(Word32 Rx, Word32 Rs, Word32 Rt)
$Rx += lsl (Rs, Rt)$	Word32 Q6_R_lslacc_RR(Word32 Rx, Word32 Rs, Word32 Rt)
$Rx += lsr (Rs, Rt)$	Word32 Q6_R_lsracc_RR(Word32 Rx, Word32 Rs, Word32 Rt)
$Rx -= asl (Rs, Rt)$	Word32 Q6_R_aslnac_RR(Word32 Rx, Word32 Rs, Word32 Rt)
$Rx -= asr (Rs, Rt)$	Word32 Q6_R_asrnac_RR(Word32 Rx, Word32 Rs, Word32 Rt)
$Rx -= lsl (Rs, Rt)$	Word32 Q6_R_lslnac_RR(Word32 Rx, Word32 Rs, Word32 Rt)
$Rx -= lsr (Rs, Rt)$	Word32 Q6_R_lsrnac_RR(Word32 Rx, Word32 Rs, Word32 Rt)
$Rxx += asl (Rss, Rt)$	Word64 Q6_P_aslacc_PR(Word64 Rxx, Word64 Rss, Word32 Rt)
$Rxx += asr (Rss, Rt)$	Word64 Q6_P_asracc_PR(Word64 Rxx, Word64 Rss, Word32 Rt)
$Rxx += lsl (Rss, Rt)$	Word64 Q6_P_lslacc_PR(Word64 Rxx, Word64 Rss, Word32 Rt)
$Rxx += lsr (Rss, Rt)$	Word64 Q6_P_lsracc_PR(Word64 Rxx, Word64 Rss, Word32 Rt)
$Rxx -= asl (Rss, Rt)$	Word64 Q6_P_aslnac_PR(Word64 Rxx, Word64 Rss, Word32 Rt)
$Rxx -= asr (Rss, Rt)$	Word64 Q6_P_asrnac_PR(Word64 Rxx, Word64 Rss, Word32 Rt)
$Rxx -= lsl (Rss, Rt)$	Word64 Q6_P_lslnac_PR(Word64 Rxx, Word64 Rss, Word32 Rt)
$Rxx -= lsr (Rss, Rt)$	Word64 Q6_P_lsrnac_PR(Word64 Rxx, Word64 Rss, Word32 Rt)

Encoding

31	30	29	28	27	26	25	24	23	22	21	20	19	18	17	16	15	14	13	12	11	10	9	8	7	6	5	4	3	2	1	0	
ICLASS				RegType				Maj				s5				Parse				t5				Min				x5				
1	1	0	0	1	0	1	1	1	0	0	s	s	s	s	s	P	P	-	t	t	t	t	t	0	0	-	x	x	x	x	x	Rxx=asr(Rss,Rt)
1	1	0	0	1	0	1	1	1	0	0	s	s	s	s	s	P	P	-	t	t	t	t	t	0	1	-	x	x	x	x	x	Rxx=lsr(Rss,Rt)
1	1	0	0	1	0	1	1	1	0	0	s	s	s	s	s	P	P	-	t	t	t	t	t	1	0	-	x	x	x	x	x	Rxx=asl(Rss,Rt)
1	1	0	0	1	0	1	1	1	0	0	s	s	s	s	s	P	P	-	t	t	t	t	t	1	1	-	x	x	x	x	x	Rxx=lsl(Rss,Rt)
1	1	0	0	1	0	1	1	1	1	0	s	s	s	s	s	P	P	-	t	t	t	t	t	0	0	-	x	x	x	x	x	Rxx+=asr(Rss,Rt)
1	1	0	0	1	0	1	1	1	1	0	s	s	s	s	s	P	P	-	t	t	t	t	t	0	1	-	x	x	x	x	x	Rxx+=lsr(Rss,Rt)

31	30	29	28	27	26	25	24	23	22	21	20	19	18	17	16	15	14	13	12	11	10	9	8	7	6	5	4	3	2	1	0	
1	1	0	0	1	0	1	1	1	1	0	s	s	s	s	s	P	P	-	t	t	t	t	t	1	0	-	x	x	x	x	x	Rxx+=asl(Rss,Rt)
1	1	0	0	1	0	1	1	1	1	0	s	s	s	s	s	P	P	-	t	t	t	t	t	1	1	-	x	x	x	x	x	Rxx+=lsl(Rss,Rt)
1	1	0	0	1	1	0	0	1	0	-	s	s	s	s	s	P	P	-	t	t	t	t	t	0	0	-	x	x	x	x	x	Rx-=asr(Rs,Rt)
1	1	0	0	1	1	0	0	1	0	-	s	s	s	s	s	P	P	-	t	t	t	t	t	0	1	-	x	x	x	x	x	Rx-=lsl(Rs,Rt)
1	1	0	0	1	1	0	0	1	0	-	s	s	s	s	s	P	P	-	t	t	t	t	t	1	0	-	x	x	x	x	x	Rx-=asl(Rs,Rt)
1	1	0	0	1	1	0	0	1	0	-	s	s	s	s	s	P	P	-	t	t	t	t	t	1	1	-	x	x	x	x	x	Rx-=lsl(Rs,Rt)
1	1	0	0	1	1	0	0	1	1	-	s	s	s	s	s	P	P	-	t	t	t	t	t	0	0	-	x	x	x	x	x	Rx+=asr(Rs,Rt)
1	1	0	0	1	1	0	0	1	1	-	s	s	s	s	s	P	P	-	t	t	t	t	t	0	1	-	x	x	x	x	x	Rx+=lsl(Rs,Rt)
1	1	0	0	1	1	0	0	1	1	-	s	s	s	s	s	P	P	-	t	t	t	t	t	1	0	-	x	x	x	x	x	Rx+=asl(Rs,Rt)
1	1	0	0	1	1	0	0	1	1	-	s	s	s	s	s	P	P	-	t	t	t	t	t	1	1	-	x	x	x	x	x	Rx+=lsl(Rs,Rt)

Field name	Description
ICLASS	Instruction Class
Parse	Packet/Loop parse bits
s5	Field to encode register s
t5	Field to encode register t
x5	Field to encode register x
Maj	Major Opcode
Min	Minor Opcode
RegType	Register Type

Shift by register and logical

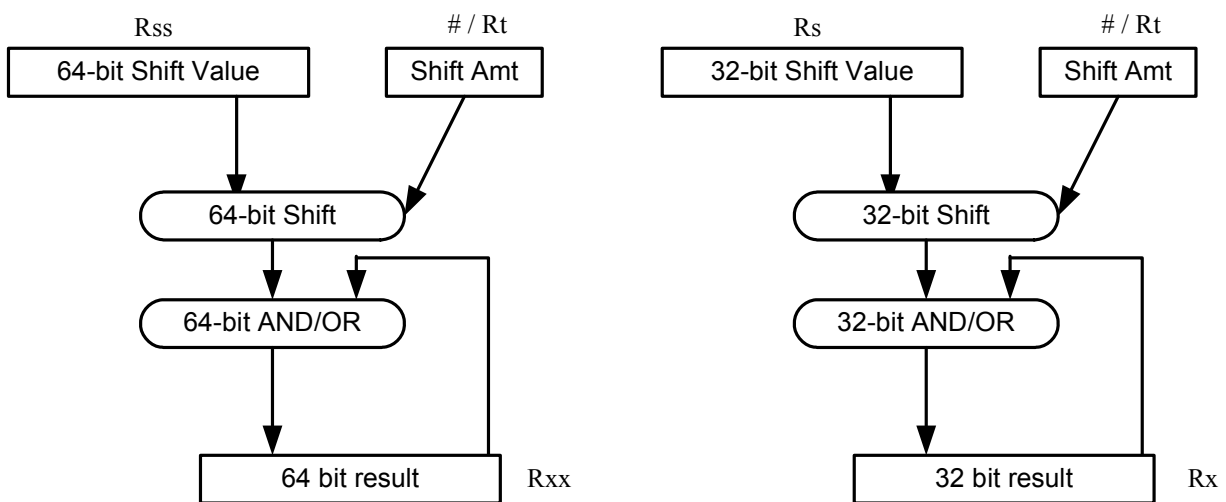
The shift amount is the least significant 7 bits of R_t , treated as a two's complement value. If the shift amount is negative (bit 6 of R_t is set), the direction of the shift indicated in the opcode is reversed.

Shift the source register value right or left based on the shift amount and the type of instruction. Arithmetic right shifts place the sign bit of the source value in the vacated positions. Logical right shifts place zeros in the vacated positions.

The shift operation is always performed as a 64-bit shift. When the R_s source register is a 32-bit register, this register is first sign or zero-extended to 64 bits. Arithmetic shifts sign-extend the 32-bit source to 64 bits, while logical shifts zero extend.

After shifting, take the logical AND or OR of the shifted amount and the destination register or register pair, and place the result back in the destination register or register pair.

Saturation is not available for these instructions.



Syntax

$R_x[&] = \text{asl}(R_s, R_t)$

Behavior

```
shamt = sxt7->32(Rt);
Rx = Rx [ | & ] (shamt > 0) ? (sxt32->64(Rs) << shamt) : (sxt32->64(Rs) >> shamt);
```

$R_x[&] = \text{asr}(R_s, R_t)$

```
shamt = sxt7->32(Rt);
Rx = Rx [ | & ] (shamt > 0) ? (sxt32->64(Rs) >> shamt) : (sxt32->64(Rs) << shamt);
```

$R_x[&] = \text{lsl}(R_s, R_t)$

```
shamt = sxt7->32(Rt);
Rx = Rx [ | & ] (shamt > 0) ? (zxt32->64(Rs) << shamt) : (zxt32->64(Rs) >>> shamt);
```

$R_x[&] = \text{lsr}(R_s, R_t)$

```
shamt = sxt7->32(Rt);
Rx = Rx [ | & ] (shamt > 0) ? (zxt32->64(Rs) >>> shamt) : (zxt32->64(Rs) << shamt);
```

Syntax	Behavior
<code>Rxx [&] =asl (Rss, Rt)</code>	<code>shamt=sxt_{7->32}(Rt);</code> <code>Rxx = Rxx [&] (shamt>0) ? (Rss<<shamt) : (Rss>>shamt);</code>
<code>Rxx [&] =asr (Rss, Rt)</code>	<code>shamt=sxt_{7->32}(Rt);</code> <code>Rxx = Rxx [&] (shamt>0) ? (Rss>>shamt) : (Rss<<shamt);</code>
<code>Rxx [&] =lsl (Rss, Rt)</code>	<code>shamt=sxt_{7->32}(Rt);</code> <code>Rxx = Rxx [&] (shamt>0) ? (Rss<<shamt) : (Rss>>>shamt);</code>
<code>Rxx [&] =lsr (Rss, Rt)</code>	<code>shamt=sxt_{7->32}(Rt);</code> <code>Rxx = Rxx [&] (shamt>0) ? (Rss>>>shamt) : (Rss<<shamt);</code>
<code>Rxx^=asl (Rss, Rt)</code>	<code>shamt=sxt_{7->32}(Rt);</code> <code>Rxx = Rxx ^ (shamt>0) ? (Rss<<shamt) : (Rss>>shamt);</code>
<code>Rxx^=asr (Rss, Rt)</code>	<code>shamt=sxt_{7->32}(Rt);</code> <code>Rxx = Rxx ^ (shamt>0) ? (Rss>>shamt) : (Rss<<shamt);</code>
<code>Rxx^=lsl (Rss, Rt)</code>	<code>shamt=sxt_{7->32}(Rt);</code> <code>Rxx = Rxx ^ (shamt>0) ? (Rss<<shamt) : (Rss>>>shamt);</code>
<code>Rxx^=lsr (Rss, Rt)</code>	<code>shamt=sxt_{7->32}(Rt);</code> <code>Rxx = Rxx ^ (shamt>0) ? (Rss>>>shamt) : (Rss<<shamt);</code>

Class: XTYPE (slots 2,3)

Intrinsics

<code>Rx&=asl (Rs, Rt)</code>	<code>Word32 Q6_R_asland_RR(Word32 Rx, Word32 Rs, Word32 Rt)</code>
<code>Rx&=asr (Rs, Rt)</code>	<code>Word32 Q6_R_asrand_RR(Word32 Rx, Word32 Rs, Word32 Rt)</code>
<code>Rx&=lsl (Rs, Rt)</code>	<code>Word32 Q6_R_lsland_RR(Word32 Rx, Word32 Rs, Word32 Rt)</code>
<code>Rx&=lsr (Rs, Rt)</code>	<code>Word32 Q6_R_lsrnd_RR(Word32 Rx, Word32 Rs, Word32 Rt)</code>
<code>Rx =asl (Rs, Rt)</code>	<code>Word32 Q6_R_aslor_RR(Word32 Rx, Word32 Rs, Word32 Rt)</code>
<code>Rx =asr (Rs, Rt)</code>	<code>Word32 Q6_R_asror_RR(Word32 Rx, Word32 Rs, Word32 Rt)</code>
<code>Rx =lsl (Rs, Rt)</code>	<code>Word32 Q6_R_lslor_RR(Word32 Rx, Word32 Rs, Word32 Rt)</code>
<code>Rx =lsr (Rs, Rt)</code>	<code>Word32 Q6_R_lsrdr_RR(Word32 Rx, Word32 Rs, Word32 Rt)</code>
<code>Rxx&=asl (Rss, Rt)</code>	<code>Word64 Q6_P_asland_PR(Word64 Rxx, Word64 Rss, Word32 Rt)</code>
<code>Rxx&=asr (Rss, Rt)</code>	<code>Word64 Q6_P_asrand_PR(Word64 Rxx, Word64 Rss, Word32 Rt)</code>
<code>Rxx&=lsl (Rss, Rt)</code>	<code>Word64 Q6_P_lsland_PR(Word64 Rxx, Word64 Rss, Word32 Rt)</code>
<code>Rxx&=lsr (Rss, Rt)</code>	<code>Word64 Q6_P_lsrnd_PR(Word64 Rxx, Word64 Rss, Word32 Rt)</code>
<code>Rxx^=asl (Rss, Rt)</code>	<code>Word64 Q6_P_aslxacc_PR(Word64 Rxx, Word64 Rss, Word32 Rt)</code>
<code>Rxx^=asr (Rss, Rt)</code>	<code>Word64 Q6_P_asrxacc_PR(Word64 Rxx, Word64 Rss, Word32 Rt)</code>
<code>Rxx^=lsl (Rss, Rt)</code>	<code>Word64 Q6_P_lslxacc_PR(Word64 Rxx, Word64 Rss, Word32 Rt)</code>

$R_{xx}^{\wedge} = \text{lsr}(R_{ss}, R_t)$	Word64 Q6_P_lsracc_PR(Word64 Rxx, Word64 Rss, Word32 Rt)
$R_{xx} = \text{asl}(R_{ss}, R_t)$	Word64 Q6_P_aslor_PR(Word64 Rxx, Word64 Rss, Word32 Rt)
$R_{xx} = \text{asr}(R_{ss}, R_t)$	Word64 Q6_P_asror_PR(Word64 Rxx, Word64 Rss, Word32 Rt)
$R_{xx} = \text{lsl}(R_{ss}, R_t)$	Word64 Q6_P_lslor_PR(Word64 Rxx, Word64 Rss, Word32 Rt)
$R_{xx} = \text{lsr}(R_{ss}, R_t)$	Word64 Q6_P_lsror_PR(Word64 Rxx, Word64 Rss, Word32 Rt)

Encoding

31	30	29	28	27	26	25	24	23	22	21	20	19	18	17	16	15	14	13	12	11	10	9	8	7	6	5	4	3	2	1	0	
ICLASS				RegType				Maj				s5					Parse		t5					Min		x5						
1	1	0	0	1	0	1	1	0	0	0	s	s	s	s	s	P	P	-	t	t	t	t	t	0	0	-	x	x	x	x	x	Rxx =asr(Rss,Rt)
1	1	0	0	1	0	1	1	0	0	0	s	s	s	s	s	P	P	-	t	t	t	t	t	0	1	-	x	x	x	x	x	Rxx =lsr(Rss,Rt)
1	1	0	0	1	0	1	1	0	0	0	s	s	s	s	s	P	P	-	t	t	t	t	t	1	0	-	x	x	x	x	x	Rxx =asl(Rss,Rt)
1	1	0	0	1	0	1	1	0	0	0	s	s	s	s	s	P	P	-	t	t	t	t	t	1	1	-	x	x	x	x	x	Rxx =lsl(Rss,Rt)
1	1	0	0	1	0	1	1	0	1	0	s	s	s	s	s	P	P	-	t	t	t	t	t	0	0	-	x	x	x	x	x	Rxx^=asr(Rss,Rt)
1	1	0	0	1	0	1	1	0	1	0	s	s	s	s	s	P	P	-	t	t	t	t	t	0	1	-	x	x	x	x	x	Rxx^ =lsr(Rss,Rt)
1	1	0	0	1	0	1	1	0	1	0	s	s	s	s	s	P	P	-	t	t	t	t	t	1	0	-	x	x	x	x	x	Rxx^ =asl(Rss,Rt)
1	1	0	0	1	0	1	1	0	1	1	s	s	s	s	s	P	P	-	t	t	t	t	t	1	1	-	x	x	x	x	x	Rxx^ =lsl(Rss,Rt)
1	1	0	0	1	1	0	0	0	0	0	-	s	s	s	s	P	P	-	t	t	t	t	t	0	0	-	x	x	x	x	x	Rx =asr(Rs,Rt)
1	1	0	0	1	1	0	0	0	0	0	-	s	s	s	s	P	P	-	t	t	t	t	t	0	1	-	x	x	x	x	x	Rx =lsr(Rs,Rt)
1	1	0	0	1	1	0	0	0	0	0	-	s	s	s	s	P	P	-	t	t	t	t	t	1	0	-	x	x	x	x	x	Rx =asl(Rs,Rt)
1	1	0	0	1	1	0	0	0	0	0	-	s	s	s	s	P	P	-	t	t	t	t	t	1	1	-	x	x	x	x	x	Rx =lsl(Rs,Rt)
1	1	0	0	1	1	0	0	0	1	-	s	s	s	s	s	P	P	-	t	t	t	t	t	0	0	-	x	x	x	x	x	Rx&=asr(Rs,Rt)
1	1	0	0	1	1	0	0	0	1	-	s	s	s	s	s	P	P	-	t	t	t	t	t	0	1	-	x	x	x	x	x	Rx& =lsr(Rs,Rt)
1	1	0	0	1	1	0	0	0	1	-	s	s	s	s	s	P	P	-	t	t	t	t	t	1	0	-	x	x	x	x	x	Rx& =asl(Rs,Rt)
1	1	0	0	1	1	0	0	0	1	-	s	s	s	s	s	P	P	-	t	t	t	t	t	1	1	-	x	x	x	x	x	Rx& =lsl(Rs,Rt)

Field name	Description
ICLASS	Instruction Class
Parse	Packet/Loop parse bits
s5	Field to encode register s
t5	Field to encode register t
x5	Field to encode register x
Maj	Major Opcode
Min	Minor Opcode
RegType	Register Type

Shift by register with saturation

The shift amount is the least significant 7 bits of Rt , treated as a two's complement value. If the shift amount is negative (bit 6 of Rt is set), the direction of the shift indicated in the opcode is reversed.

Saturation is available for 32-bit arithmetic left shifts. This can be either an ASL instruction with positive Rt , or an ASR instruction with negative Rt . Saturation works by first sign-extending the 32-bit Rs register to 64 bits. It is then shifted by the shift amount. If this 64-bit value cannot fit in a signed 32-bit number (the upper word is not the sign-extension of bit 31), saturation is performed based on the sign of the original value. Saturation clamps the 32-bit result to the range 0x80000000 to 0x7fffffff.

Syntax

```
Rd=asl (Rs, Rt) :sat
```

```
Rd=asr (Rs, Rt) :sat
```

Behavior

```
shamt=sxt7->32(Rt);
Rd = bidir_shiftl(Rs, shamt);
```

```
shamt=sxt7->32(Rt);
Rd = bidir_shiftr(Rs, shamt);
```

Class: XTYPE (slots 2,3)

Notes

- If saturation occurs during execution of this instruction (a result is clamped to either maximum or minimum values), the OVF bit in the Status Register is set. OVF remains set until explicitly cleared by a transfer to SR.

Intrinsics

```
Rd=asl (Rs, Rt) :sat
```

```
Word32 Q6_R_asl_RR_sat (Word32 Rs, Word32 Rt)
```

```
Rd=asr (Rs, Rt) :sat
```

```
Word32 Q6_R_asr_RR_sat (Word32 Rs, Word32 Rt)
```

Encoding

31	30	29	28	27	26	25	24	23	22	21	20	19	18	17	16	15	14	13	12	11	10	9	8	7	6	5	4	3	2	1	0	
ICLASS				RegType				Maj				s5					Parse		t5					Min		d5						
1	1	0	0	0	1	1	0	0	0	-	s	s	s	s	s	P	P	-	t	t	t	t	t	0	0	-	d	d	d	d	d	Rd=asr(Rs,Rt):sat
1	1	0	0	0	1	1	0	0	0	-	s	s	s	s	s	P	P	-	t	t	t	t	t	1	0	-	d	d	d	d	d	Rd=asl(Rs,Rt):sat

Field name

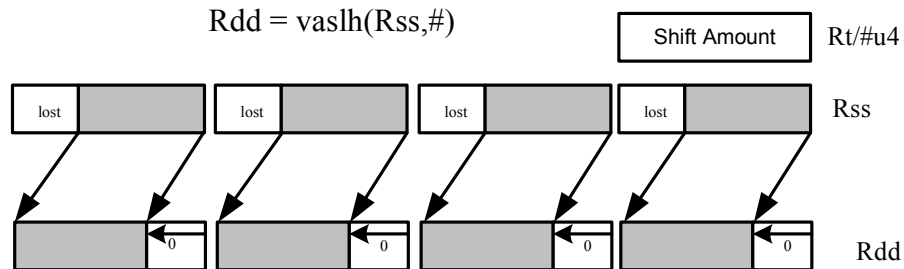
Description

ICLASS	Instruction Class
Parse	Packet/Loop parse bits
d5	Field to encode register d
s5	Field to encode register s
t5	Field to encode register t

Field name	Description
Maj	Major Opcode
Min	Minor Opcode
RegType	Register Type

Vector shift halfwords by immediate

Shift individual halfwords of the source vector. Arithmetic right shifts place the sign bit of the source values in the vacated positions. Logical right shifts place zeros in the vacated positions.



Syntax

```
Rdd=vaslh(Rss, #u4)
```

```
Rdd=vasrh(Rss, #u4)
```

```
Rdd=vlsrh(Rss, #u4)
```

Behavior

```
for (i=0; i<4; i++) {
    Rdd.h[i] = (Rss.h[i] << #u);
}
```

```
for (i=0; i<4; i++) {
    Rdd.h[i] = (Rss.h[i] >> #u);
}
```

```
for (i=0; i<4; i++) {
    Rdd.h[i] = (Rss.uh[i] >> #u);
}
```

Class: XTYPE (slots 2,3)

Intrinsics

```
Rdd=vaslh(Rss, #u4)
```

```
Word64 Q6_P_vaslh_PI(Word64 Rss, Word32 Iu4)
```

```
Rdd=vasrh(Rss, #u4)
```

```
Word64 Q6_P_vasrh_PI(Word64 Rss, Word32 Iu4)
```

```
Rdd=vlsrh(Rss, #u4)
```

```
Word64 Q6_P_vlsrh_PI(Word64 Rss, Word32 Iu4)
```

Encoding

31	30	29	28	27	26	25	24	23	22	21	20	19	18	17	16	15	14	13	12	11	10	9	8	7	6	5	4	3	2	1	0	
ICLASS				RegType				MajOp				s5					Parse				MinOp				d5							
1	0	0	0	0	0	0	0	1	0	0	s	s	s	s	s	P	P	0	0	i	i	i	i	0	0	0	d	d	d	d		Rdd=vasrh(Rss,#u4)
1	0	0	0	0	0	0	0	1	0	0	s	s	s	s	s	P	P	0	0	i	i	i	i	0	0	1	d	d	d	d		Rdd=vlsrh(Rss,#u4)
1	0	0	0	0	0	0	0	1	0	0	s	s	s	s	s	P	P	0	0	i	i	i	i	0	1	0	d	d	d	d		Rdd=vaslh(Rss,#u4)

Field name

ICLASS

Parse

d5

Description

Instruction Class

Packet/Loop parse bits

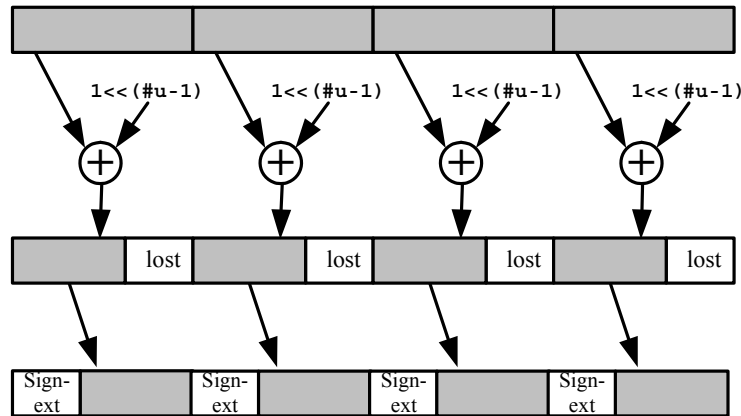
Field to encode register d

Field name	Description
s5	Field to encode register s
MajOp	Major Opcode
MinOp	Minor Opcode
RegType	Register Type

Vector arithmetic shift halfwords with round

For each halfword in the vector, round then arithmetic shift right by an immediate amount. The results are stored in the destination register.

$Rdd = \text{vasrh}(Rss, \#u):rnd$



Syntax

$Rdd = \text{vasrh}(Rss, \#u4) : raw$

$Rdd = \text{vasrh}(Rss, \#u4) : rnd$

Behavior

```
for (i=0; i<4; i++) {
    Rdd.h[i] = ( (Rss.h[i] >> #u) + 1 ) >> 1 ;
}
```

```
if ("#u4==0") {
    Assembler mapped to: "Rdd=Rss";
} else {
    Assembler mapped to: "Rdd=vasrh(Rss, #u4-1) : raw";
}
```

Class: XTYPE (slots 2,3)

Intrinsics

$Rdd = \text{vasrh}(Rss, \#u4) : rnd$

Word64 Q6_P_vasrh_PI_rnd(Word64 Rss, Word32 Iu4)

Encoding

31	30	29	28	27	26	25	24	23	22	21	20	19	18	17	16	15	14	13	12	11	10	9	8	7	6	5	4	3	2	1	0	
ICLASS				RegType				MajOp				s5				Parse				MinOp				d5								
1	0	0	0	0	0	0	0	0	0	1	s	s	s	s	s	P	P	0	0	i	i	i	i	0	0	0	d	d	d	d	d	Rdd=vasrh(Rss,#u4):raw

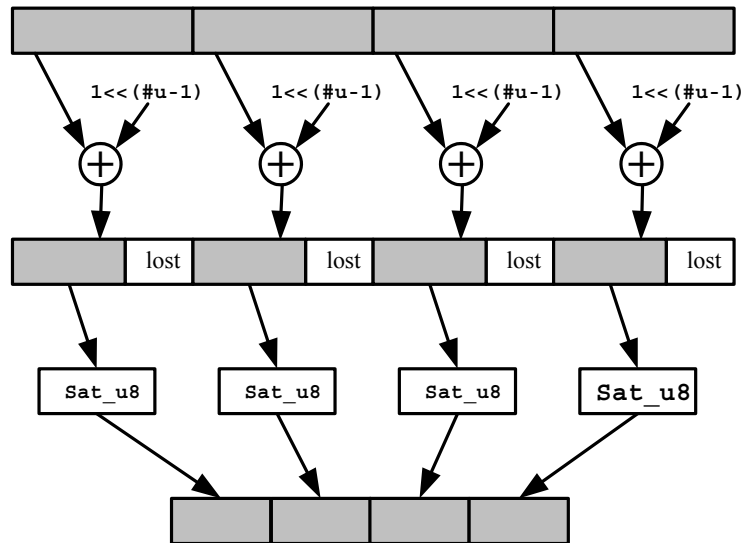
Field name	Description
ICLASS	Instruction Class
Parse	Packet/Loop parse bits
d5	Field to encode register d

Field name	Description
s5	Field to encode register s
MajOp	Major Opcode
MinOp	Minor Opcode
RegType	Register Type

Vector arithmetic shift halfwords with saturate and pack

For each halfword in the vector, optionally round, then arithmetic shift right by an immediate amount. The results are saturated to unsigned [0-255] and then packed in the destination register.

$Rd = \text{vasrhub}(Rss, \#u) : \text{rnd} : \text{sat}$



Syntax

`Rd=vasrhub(Rss, #u4) : raw`

`Rd=vasrhub(Rss, #u4) : rnd : sat`

`Rd=vasrhub(Rss, #u4) : sat`

Behavior

```
for (i=0; i<4; i++) {
    Rd.b[i]=usat_8(((Rss.h[i] >> #u )+1)>>1);
}
```

```
if ("#u4==0") {
    Assembler mapped to: "Rd=vsathub(Rss)";
} else {
    Assembler mapped to: "Rd=vasrhub(Rss, #u4-1) : raw";
}
```

```
for (i=0; i<4; i++) {
    Rd.b[i]=usat_8(Rss.h[i] >> #u);
}
```

Class: XTYPE (slots 2,3)

Notes

- If saturation occurs during execution of this instruction (a result is clamped to either maximum or minimum values), the OVF bit in the Status Register is set. OVF remains set until explicitly cleared by a transfer to SR.

Intrinsics

Rd=vasrhub(Rss, #u4) : rnd:sat

Word32 Q6_R_vasrhub_PI_rnd_sat (Word64 Rss,
Word32 Iu4)

Rd=vasrhub(Rss, #u4) : sat

Word32 Q6_R_vasrhub_PI_sat (Word64 Rss, Word32
Iu4)

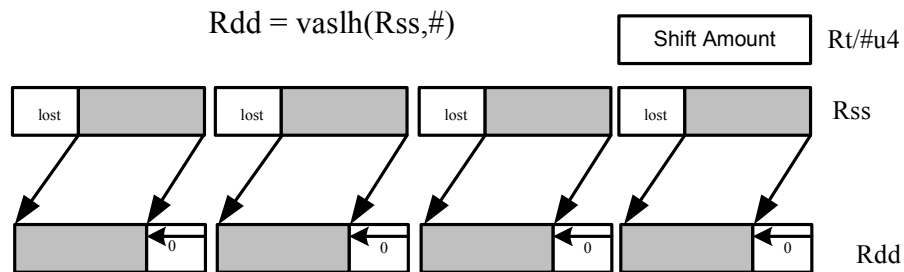
Encoding

31	30	29	28	27	26	25	24	23	22	21	20	19	18	17	16	15	14	13	12	11	10	9	8	7	6	5	4	3	2	1	0	
ICLASS				RegType				MajOp				s5					Parse		MinOp				d5									
1	0	0	0	1	0	0	0	0	1	1	s	s	s	s	s	P	P	0	0	i	i	i	i	1	0	0	d	d	d	d	d	Rd=vasrhub(Rss,#u4):raw
1	0	0	0	1	0	0	0	0	1	1	s	s	s	s	s	P	P	0	0	i	i	i	i	1	0	1	d	d	d	d	d	Rd=vasrhub(Rss,#u4):sat

Field name	Description
ICLASS	Instruction Class
Parse	Packet/Loop parse bits
d5	Field to encode register d
s5	Field to encode register s
MajOp	Major Opcode
MinOp	Minor Opcode
RegType	Register Type

Vector shift halfwords by register

The shift amount is the least significant 7 bits of Rt , treated as a two's complement value. If the shift amount is negative, the direction of the shift is reversed. Shift the source values right or left based on the shift amount and the type of instruction. Arithmetic right shifts place the sign bit of the source value in the vacated positions. Logical right shifts place zeros in the vacated positions.



Syntax

Behavior

$Rdd = \text{vaslh}(Rss, Rt)$	<pre>for (i=0; i<4; i++) { Rdd.h[i] = (sxt7->32(Rt) > 0) ? (sxt16->64(Rss.h[i]) << sxt7->32(Rt)) : (sxt16->64(Rss.h[i]) >> sxt7->32(Rt)); }</pre>
$Rdd = \text{vasrh}(Rss, Rt)$	<pre>for (i=0; i<4; i++) { Rdd.h[i] = (sxt7->32(Rt) > 0) ? (sxt16->64(Rss.h[i]) >> sxt7->32(Rt)) : (sxt16->64(Rss.h[i]) << sxt7->32(Rt)); }</pre>
$Rdd = \text{vlslh}(Rss, Rt)$	<pre>for (i=0; i<4; i++) { Rdd.h[i] = (sxt7->32(Rt) > 0) ? (zxt16->64(Rss.uh[i]) << sxt7->32(Rt)) : (zxt16->64(Rss.uh[i]) >> sxt7->32(Rt)); }</pre>
$Rdd = \text{vlsrh}(Rss, Rt)$	<pre>for (i=0; i<4; i++) { Rdd.h[i] = (sxt7->32(Rt) > 0) ? (zxt16->64(Rss.uh[i]) >> sxt7->32(Rt)) : (zxt16->64(Rss.uh[i]) << sxt7->32(Rt)); }</pre>

Class: XTYPE (slots 2,3)

Notes

- If the number of bits to be shifted is greater than the width of the vector element, the result is either all sign-bits (for arithmetic right shifts) or all zeros for logical and left shifts.

Intrinsics

Rdd=vaslh(Rss, Rt)	Word64 Q6_P_vaslh_PR(Word64 Rss, Word32 Rt)
Rdd=vasrh(Rss, Rt)	Word64 Q6_P_vasrh_PR(Word64 Rss, Word32 Rt)
Rdd=vlslh(Rss, Rt)	Word64 Q6_P_vlslh_PR(Word64 Rss, Word32 Rt)
Rdd=vlsrh(Rss, Rt)	Word64 Q6_P_vlsrh_PR(Word64 Rss, Word32 Rt)

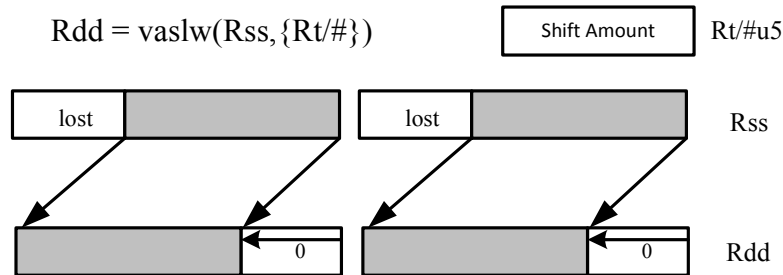
Encoding

31	30	29	28	27	26	25	24	23	22	21	20	19	18	17	16	15	14	13	12	11	10	9	8	7	6	5	4	3	2	1	0	
ICLASS			RegType				Maj		s5					Parse		t5					Min		d5									
1	1	0	0	0	0	1	1	0	1	-	s	s	s	s	s	P	P	-	t	t	t	t	t	0	0	-	d	d	d	d	d	Rdd=vasrh(Rss,Rt)
1	1	0	0	0	0	1	1	0	1	-	s	s	s	s	s	P	P	-	t	t	t	t	t	0	1	-	d	d	d	d	d	Rdd=vlsrh(Rss,Rt)
1	1	0	0	0	0	1	1	0	1	-	s	s	s	s	s	P	P	-	t	t	t	t	t	1	0	-	d	d	d	d	d	Rdd=vaslh(Rss,Rt)
1	1	0	0	0	0	1	1	0	1	-	s	s	s	s	s	P	P	-	t	t	t	t	t	1	1	-	d	d	d	d	d	Rdd=vlslh(Rss,Rt)

Field name	Description
ICLASS	Instruction Class
Parse	Packet/Loop parse bits
d5	Field to encode register d
s5	Field to encode register s
t5	Field to encode register t
Maj	Major Opcode
Min	Minor Opcode
RegType	Register Type

Vector shift words by immediate

Shift individual words of the source vector. Arithmetic right shifts place the sign bit of the source values in the vacated positions. Logical right shifts place zeros in the vacated positions.



Syntax

```
Rdd=vaslw(Rss, #u5)
```

```
Rdd=vasrw(Rss, #u5)
```

```
Rdd=vlsrw(Rss, #u5)
```

Behavior

```
for (i=0; i<2; i++) {
    Rdd.w[i] = (Rss.w[i] << #u);
}
```

```
for (i=0; i<2; i++) {
    Rdd.w[i] = (Rss.w[i] >> #u);
}
```

```
for (i=0; i<2; i++) {
    Rdd.w[i] = (Rss.uw[i] >> #u);
}
```

Class: XTYPE (slots 2,3)

Intrinsics

```
Rdd=vaslw(Rss, #u5)
```

```
Word64 Q6_P_vaslw_PI(Word64 Rss, Word32 Iu5)
```

```
Rdd=vasrw(Rss, #u5)
```

```
Word64 Q6_P_vasrw_PI(Word64 Rss, Word32 Iu5)
```

```
Rdd=vlsrw(Rss, #u5)
```

```
Word64 Q6_P_vlsrw_PI(Word64 Rss, Word32 Iu5)
```

Encoding

31	30	29	28	27	26	25	24	23	22	21	20	19	18	17	16	15	14	13	12	11	10	9	8	7	6	5	4	3	2	1	0	
ICLASS				RegType				MajOp				s5				Parse				MinOp				d5								
1	0	0	0	0	0	0	0	0	1	0	s	s	s	s	s	P	P	0	i	i	i	i	i	0	0	0	d	d	d	d	Rdd=vasrw(Rss,#u5)	
1	0	0	0	0	0	0	0	0	1	0	s	s	s	s	s	P	P	0	i	i	i	i	i	0	0	1	d	d	d	d	Rdd=vlsrw(Rss,#u5)	
1	0	0	0	0	0	0	0	0	1	0	s	s	s	s	s	P	P	0	i	i	i	i	i	0	1	0	d	d	d	d	Rdd=vaslw(Rss,#u5)	

Field name

ICLASS

Parse

d5

Description

Instruction Class

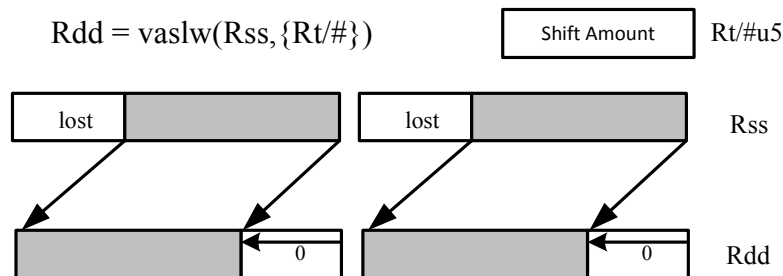
Packet/Loop parse bits

Field to encode register d

Field name	Description
s5	Field to encode register s
MajOp	Major Opcode
MinOp	Minor Opcode
RegType	Register Type

Vector shift words by register

The shift amount is the least significant 7 bits of Rt , treated as a two's complement value. If the shift amount is negative, the direction of the shift is reversed. Shift the source values right or left based on the shift amount and the type of instruction. Arithmetic right shifts place the sign bit of the source value in the vacated positions. Logical right shifts place zeros in the vacated positions.



Syntax

$Rdd = \text{vaslw}(Rss, Rt)$

Behavior

```
for (i=0; i<2; i++) {
    Rdd.w[i] = (sxt7->32(Rt) > 0) ? (sxt32->64(Rss.w[i]) << sxt7->32(Rt)) : (sxt32->64(Rss.w[i]) >> sxt7->32(Rt));
}
```

$Rdd = \text{vasrw}(Rss, Rt)$

```
for (i=0; i<2; i++) {
    Rdd.w[i] = (sxt7->32(Rt) > 0) ? (sxt32->64(Rss.w[i]) >> sxt7->32(Rt)) : (sxt32->64(Rss.w[i]) << sxt7->32(Rt));
}
```

$Rdd = \text{vlslw}(Rss, Rt)$

```
for (i=0; i<2; i++) {
    Rdd.w[i] = (sxt7->32(Rt) > 0) ? (zxt32->64(Rss.uw[i]) << sxt7->32(Rt)) : (zxt32->64(Rss.uw[i]) >> sxt7->32(Rt));
}
```

$Rdd = \text{vlsrcw}(Rss, Rt)$

```
for (i=0; i<2; i++) {
    Rdd.w[i] = (sxt7->32(Rt) > 0) ? (zxt32->64(Rss.uw[i]) >> sxt7->32(Rt)) : (zxt32->64(Rss.uw[i]) << sxt7->32(Rt));
}
```

Class: XTYPE (slots 2,3)

Notes

- If the number of bits to be shifted is greater than the width of the vector element, the result is either all sign-bits (for arithmetic right shifts) or all zeros for logical and left shifts.

Intrinsics

Rdd=vaslw(Rss, Rt)	Word64 Q6_P_vaslw_PR(Word64 Rss, Word32 Rt)
Rdd=vasrw(Rss, Rt)	Word64 Q6_P_vasrw_PR(Word64 Rss, Word32 Rt)
Rdd=vlslw(Rss, Rt)	Word64 Q6_P_vlslw_PR(Word64 Rss, Word32 Rt)
Rdd=vlsrw(Rss, Rt)	Word64 Q6_P_vlsrw_PR(Word64 Rss, Word32 Rt)

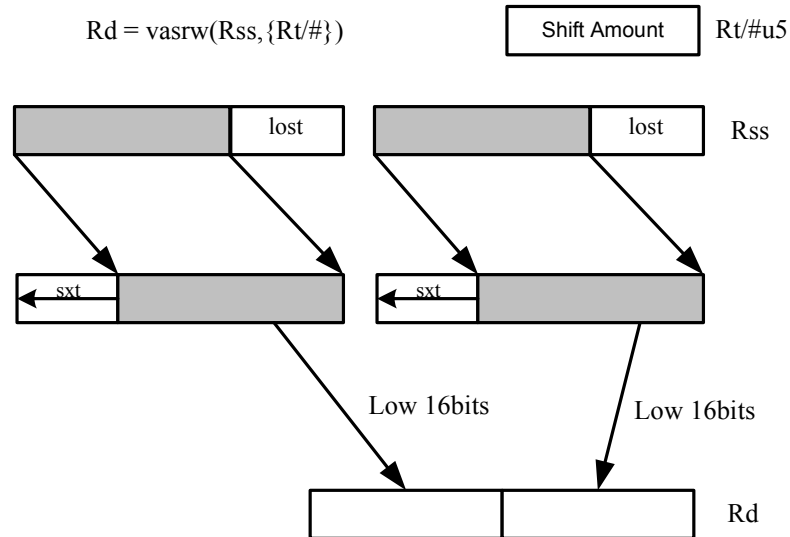
Encoding

31	30	29	28	27	26	25	24	23	22	21	20	19	18	17	16	15	14	13	12	11	10	9	8	7	6	5	4	3	2	1	0	
ICLASS			RegType				Maj		s5					Parse		t5					Min		d5									
1	1	0	0	0	0	1	1	0	0	-	s	s	s	s	s	P	P	-	t	t	t	t	t	0	0	-	d	d	d	d	d	Rdd=vasrw(Rss,Rt)
1	1	0	0	0	0	1	1	0	0	-	s	s	s	s	s	P	P	-	t	t	t	t	t	0	1	-	d	d	d	d	d	Rdd=vlsrw(Rss,Rt)
1	1	0	0	0	0	1	1	0	0	-	s	s	s	s	s	P	P	-	t	t	t	t	t	1	0	-	d	d	d	d	d	Rdd=vaslw(Rss,Rt)
1	1	0	0	0	0	1	1	0	0	-	s	s	s	s	s	P	P	-	t	t	t	t	t	1	1	-	d	d	d	d	d	Rdd=vlslw(Rss,Rt)

Field name	Description
ICLASS	Instruction Class
Parse	Packet/Loop parse bits
d5	Field to encode register d
s5	Field to encode register s
t5	Field to encode register t
Maj	Major Opcode
Min	Minor Opcode
RegType	Register Type

Vector shift words with truncate and pack

Shift individual words of the source vector *Rss* right by a register or immediate amount. The low 16-bits of each word are packed into destination register *Rd*.



Syntax

$Rd = \text{vasrw}(Rss, \#u5)$

Behavior

```
for (i=0; i<2; i++) {
    Rd.h[i] = (Rss.w[i] >> #u) .h[0];
}
```

$Rd = \text{vasrw}(Rss, Rt)$

```
for (i=0; i<2; i++) {
    Rd.h[i] = (sxt7->32(Rt) > 0) ? (sxt32->64(Rss.w[i]) >> sxt7->32(Rt)) : (sxt32->64(Rss.w[i]) << sxt7->32(Rt)) .h[0];
}
```

Class: XTYPE (slots 2,3)

Intrinsics

$Rd = \text{vasrw}(Rss, \#u5)$

Word32 Q6_R_vasrw_PI(Word64 Rss, Word32 Iu5)

$Rd = \text{vasrw}(Rss, Rt)$

Word32 Q6_R_vasrw_PR(Word64 Rss, Word32 Rt)

Encoding

31	30	29	28	27	26	25	24	23	22	21	20	19	18	17	16	15	14	13	12	11	10	9	8	7	6	5	4	3	2	1	0	
ICLASS			RegType				MajOp		s5					Parse		MinOp			d5													
1	0	0	0	1	0	0	0	1	1	0	s	s	s	s	s	P	P	0	i	i	i	i	i	0	1	0	d	d	d	d	d	Rd=vasrw(Rss,#u5)
ICLASS			RegType						s5					Parse		t5			Min		d5											
1	1	0	0	0	1	0	1	-	-	-	s	s	s	s	s	P	P	-	t	t	t	t	t	0	1	0	d	d	d	d	d	Rd=vasrw(Rss,Rt)

Field name	Description
ICLASS	Instruction Class
Parse	Packet/Loop parse bits
d5	Field to encode register d
s5	Field to encode register s
t5	Field to encode register t
MajOp	Major Opcode
MinOp	Minor Opcode
Min	Minor Opcode
RegType	Register Type
RegType	Register Type

Instruction Index

A

abs

Rd=abs(Rs) [:sat] 388
Rdd=abs(Rss) 387

add

if ([!]Pu[.new]) Rd=add(Rs,#s8) 196
if ([!]Pu[.new]) Rd=add(Rs,Rt) 196
Rd=add(#u6,mpyi(Rs,#U6)) 538
Rd=add(#u6,mpyi(Rs,Rt)) 538
Rd=add(Rs,#s16) 171
Rd=add(Rs,add(Ru,#s6)) 389
Rd=add(Rs,Rt) 171
Rd=add(Rs,Rt) :sat 171
Rd=add(Rs,Rt) :sat:deprecated 391
Rd=add(Rt.[HL],Rs.[HL]) [:sat]:<<16 393
Rd=add(Rt.L,Rs.[HL]) [:sat] 393
Rd=add(Ru,mpyi(#u6:2,Rs)) 538
Rd=add(Ru,mpyi(Rs,#u6)) 538
Rdd=add(Rs,Rtt) 391
Rdd=add(Rss,Rtt,Px):carry 395
Rdd=add(Rss,Rtt) 391
Rdd=add(Rss,Rtt):raw:hi 391
Rdd=add(Rss,Rtt):raw:lo 391
Rdd=add(Rss,Rtt):sat 391
Rx+=add(Rs,#s8) 389
Rx+=add(Rs,Rt) 389
Rx-=add(Rs,#s8) 389
Rx-=add(Rs,Rt) 389
Ry=add(Ru,mpyi(Ry,Rs)) 539

addasl

Rd=addasl(Rt,Rs,#u3) 645

all8

Pd=all8(Ps) 215

allocframe

allocframe(#u11:3) 327
allocframe(Rx,#u11:3):raw 327

and

if ([!]Pu[.new]) Rd=and(Rs,Rt) 201
Pd=and(Ps,ands(Pt,[!]Pu)) 221
Pd=and(Pt,[!]Ps) 221
Rd=and(Rs,#s10) 173
Rd=and(Rs,Rt) 173
Rd=and(Rt,~Rs) 173
Rdd=and(Rss,Rtt) 397
Rdd=and(Rtt,~Rss) 397
Rx[&|^]=and(Rs,~Rt) 400
Rx[&|^]=and(Rs,Rt) 400
Rx|=and(Rs,#s10) 400

any8

Pd=any8(Ps) 215

asl

Rd=asl(Rs,#u5) 640
Rd=asl(Rs,#u5):sat 652
Rd=asl(Rs,Rt) 653
Rd=asl(Rs,Rt):sat 662
Rdd=asl(Rss,#u6) 640
Rdd=asl(Rss,Rt) 654
Rx^=asl(Rs,#u5) 646
Rx[&]=asl(Rs,#u5) 646
Rx[&]=asl(Rs,Rt) 659
Rx[+-]=asl(Rs,#u5) 642
Rx[+-]=asl(Rs,Rt) 656
Rx=add(#u8,asl(Rx,#U5)) 642
Rx=and(#u8,asl(Rx,#U5)) 646
Rx=or(#u8,asl(Rx,#U5)) 646
Rx=sub(#u8,asl(Rx,#U5)) 642
Rxx^=asl(Rss,#u6) 647
Rxx^=asl(Rss,Rt) 660
Rxx[&]=asl(Rss,#u6) 646
Rxx[&]=asl(Rss,Rt) 660
Rxx[+-]=asl(Rss,#u6) 642
Rxx[+-]=asl(Rss,Rt) 657

aslh

if ([!]Pu[.new]) Rd=aslh(Rs) 198
Rd=aslh(Rs) 193

asr

Rd=asr(Rs,#u5) 640
Rd=asr(Rs,#u5):rnd 650
Rd=asr(Rs,Rt) 653
Rd=asr(Rs,Rt):sat 662
Rdd=asr(Rss,#u6) 640
Rdd=asr(Rss,#u6):rnd 650
Rdd=asr(Rss,Rt) 654
Rx[&]=asr(Rs,#u5) 646
Rx[&]=asr(Rs,Rt) 659
Rx[+-]=asr(Rs,#u5) 642
Rx[+-]=asr(Rs,Rt) 656
Rxx^=asr(Rss,Rt) 660
Rxx[&]=asr(Rss,#u6) 646
Rxx[&]=asr(Rss,Rt) 660
Rxx[+-]=asr(Rss,#u6) 642
Rxx[+-]=asr(Rss,Rt) 657

asrh

if ([!]Pu[.new]) Rd=asrh(Rs) 198
Rd=asrh(Rs) 193

asrrnd

Rd=asrrnd(Rs,#u5) 650
Rdd=asrrnd(Rss,#u6) 650

B**barrier**

barrier [372](#)

bitsclr

Pd=[!]bitsclr(Rs,#u6) [625](#)
Pd=[!]bitsclr(Rs,Rt) [625](#)

bitsplit

Rdd=bitsplit(Rs,#u5) [477](#)
Rdd=bitsplit(Rs,Rt) [477](#)

bitsset

Pd=[!]bitsset(Rs,Rt) [625](#)

boundscheck

Pd=boundscheck(Rs,Rtt) [618](#)
Pd=boundscheck(Rss,Rtt):raw:hi [618](#)
Pd=boundscheck(Rss,Rtt):raw:lo [618](#)

brev

Rd=brev(Rs) [474](#)
Rdd=brev(Rss) [474](#)

brkpt

brkpt [373](#)

C**call**

call #r22:2 [228](#)
if ([!]Pu) call #r15:2 [228](#)

callr

callr Rs [224](#)
if ([!]Pu) callr Rs [224](#)

ciad

ciad(Rs) [331](#)

cl0

Rd=cl0(Rs) [462](#)
Rd=cl0(Rss) [462](#)

cl1

Rd=cl1(Rs) [462](#)
Rd=cl1(Rss) [462](#)

clb

Rd=add(clb(Rs),#s6) [462](#)
Rd=add(clb(Rss),#s6) [462](#)
Rd=clb(Rs) [462](#)
Rd=clb(Rss) [462](#)

clip

Rd=clip(Rs,#u5) [396](#)

clrbit

memb(Rs+#u6:0)=clrbit(#U5) [283](#)
memh(Rs+#u6:1)=clrbit(#U5) [285](#)
memw(Rs+#u6:2)=clrbit(#U5) [286](#)
Rd=clrbit(Rs,#u5) [475](#)
Rd=clrbit(Rs,Rt) [475](#)

cmp.eq

if ([!]cmp.eq(Ns.new,#-1)) jump:<hint> #r9:2 [287](#)
if ([!]cmp.eq(Ns.new,#U5)) jump:<hint> #r9:2 [287](#)
if ([!]cmp.eq(Ns.new,Rt)) jump:<hint> #r9:2 [287](#)
p[01]=cmp.eq(Rs,#-1) [230](#)
p[01]=cmp.eq(Rs,#U5) [230](#)
p[01]=cmp.eq(Rs,Rt) [230](#)
Pd=[!]cmp.eq(Rs,#s10) [209](#)
Pd=[!]cmp.eq(Rs,Rt) [209](#)
Pd=cmp.eq(Rss,Rtt) [624](#)
Rd=[!]cmp.eq(Rs,#s8) [211](#)
Rd=[!]cmp.eq(Rs,Rt) [211](#)

cmp.ge

Pd=cmp.ge(Rs,#s8) [209](#)

cmp.geu

Pd=cmp.geu(Rs,#u8) [209](#)

cmp.gt

if ([!]cmp.gt(Ns.new,#-1)) jump:<hint> #r9:2 [287](#)
if ([!]cmp.gt(Ns.new,#U5)) jump:<hint> #r9:2 [287](#)
if ([!]cmp.gt(Ns.new,Rt)) jump:<hint> #r9:2 [288](#)
if ([!]cmp.gt(Rt,Ns.new)) jump:<hint> #r9:2 [288](#)
p[01]=cmp.gt(Rs,#-1) [230](#)
p[01]=cmp.gt(Rs,#U5) [230](#)
p[01]=cmp.gt(Rs,Rt) [230](#)
Pd=[!]cmp.gt(Rs,#s10) [209](#)
Pd=[!]cmp.gt(Rs,Rt) [209](#)
Pd=cmp.gt(Rss,Rtt) [624](#)

cmp.gtu

if ([!]cmp.gtu(Ns.new,#U5)) jump:<hint> #r9:2 [288](#)
if ([!]cmp.gtu(Ns.new,Rt)) jump:<hint> #r9:2 [288](#)
if ([!]cmp.gtu(Rt,Ns.new)) jump:<hint> #r9:2 [288](#)
p[01]=cmp.gtu(Rs,#U5) [230](#)
p[01]=cmp.gtu(Rs,Rt) [231](#)
Pd=[!]cmp.gtu(Rs,#u9) [209](#)
Pd=[!]cmp.gtu(Rs,Rt) [209](#)
Pd=cmp.gtu(Rss,Rtt) [624](#)

cmp.lt

Pd=cmp.lt(Rs,Rt) [209](#)

cmp.ltu

Pd=cmp.ltu(Rs,Rt) [209](#)

cmpb.eq

Pd=cmpb.eq(Rs,#u8) [620](#)
Pd=cmpb.eq(Rs,Rt) [620](#)

cmpb.gt

Pd=cmpb.gt(Rs,#s8) [620](#)
Pd=cmpb.gt(Rs,Rt) [620](#)

cmpb.gtu

Pd=cmpb.gtu(Rs,#u7) [620](#)
Pd=cmpb.gtu(Rs,Rt) [620](#)

cmph.eq

Pd=cmph.eq(Rs,#s8) [622](#)
Pd=cmph.eq(Rs,Rt) [622](#)

cmph.gt

Pd=cmph.gt(Rs,#s8) [622](#)
Pd=cmph.gt(Rs,Rt) [622](#)

- cmph.gtu**
 Pd=cmph.gtu (Rs, #u7) [622](#)
 Pd=cmph.gtu (Rs, Rt) [622](#)
- cmpy**
 Rd=cmpy (Rs, Rt) [:<<1]:rnd:sat [492](#)
 Rd=cmpy (Rs, Rt*) [:<<1]:rnd:sat [492](#)
 Rdd=cmpy (Rs, Rt) [:<<1]:sat [487](#)
 Rdd=cmpy (Rs, Rt*) [:<<1]:sat [487](#)
 Rxx+=cmpy (Rs, Rt) [:<<1]:sat [488](#)
 Rxx+=cmpy (Rs, Rt*) [:<<1]:sat [488](#)
 Rxx-=cmpy (Rs, Rt) [:<<1]:sat [488](#)
 Rxx-=cmpy (Rs, Rt*) [:<<1]:sat [488](#)
- cmpyi**
 Rdd=cmpyi (Rs, Rt) [490](#)
 Rxx+=cmpyi (Rs, Rt) [490](#)
- cmpyiw**
 Rd=cmpyiw (Rss, Rtt) :<<1:rnd:sat [496](#)
 Rd=cmpyiw (Rss, Rtt) :<<1:sat [496](#)
 Rd=cmpyiw (Rss, Rtt*) :<<1:rnd:sat [496](#)
 Rd=cmpyiw (Rss, Rtt*) :<<1:sat [496](#)
 Rdd=cmpyiw (Rss, Rtt) [497](#)
 Rdd=cmpyiw (Rss, Rtt*) [497](#)
 Rxx+=cmpyiw (Rss, Rtt) [497](#)
 Rxx+=cmpyiw (Rss, Rtt*) [497](#)
- cmpyiw**
 Rd=cmpyiw (Rss, Rt) :<<1:rnd:sat [494](#)
 Rd=cmpyiw (Rss, Rt*) :<<1:rnd:sat [494](#)
- cmpyr**
 Rdd=cmpyr (Rs, Rt) [490](#)
 Rxx+=cmpyr (Rs, Rt) [490](#)
- cmpyrw**
 Rd=cmpyrw (Rss, Rtt) :<<1:rnd:sat [496](#)
 Rd=cmpyrw (Rss, Rtt) :<<1:sat [496](#)
 Rd=cmpyrw (Rss, Rtt*) :<<1:rnd:sat [497](#)
 Rd=cmpyrw (Rss, Rtt*) :<<1:sat [497](#)
 Rdd=cmpyrw (Rss, Rtt) [497](#)
 Rdd=cmpyrw (Rss, Rtt*) [497](#)
 Rxx+=cmpyrw (Rss, Rtt) [497](#)
 Rxx+=cmpyrw (Rss, Rtt*) [497](#)
- cmpyrwh**
 Rd=cmpyrwh (Rss, Rt) :<<1:rnd:sat [494](#)
 Rd=cmpyrwh (Rss, Rt*) :<<1:rnd:sat [494](#)
- combine**
 if ([!]Pu[.new]) Rdd=combine (Rs, Rt) [200](#)
 Rd=combine (Rt.[HL], Rs.[HL]) [188](#)
 Rdd=combine (#s8, #S8) [189](#)
 Rdd=combine (#s8, #U6) [189](#)
 Rdd=combine (#s8, Rs) [189](#)
 Rdd=combine (Rs, #s8) [189](#)
 Rdd=combine (Rs, Rt) [189](#)
- convert_d2df**
 Rdd=convert_d2df (Rss) [522](#)
- convert_d2sf**
 Rd=convert_d2sf (Rss) [522](#)
- convert_df2d**
 Rdd=convert_df2d (Rss) [524](#)
 Rdd=convert_df2d (Rss) :chop [524](#)
- convert_df2sf**
 Rd=convert_df2sf (Rss) [521](#)
- convert_df2ud**
 Rdd=convert_df2ud (Rss) [524](#)
 Rdd=convert_df2ud (Rss) :chop [524](#)
- convert_df2uw**
 Rd=convert_df2uw (Rss) [524](#)
 Rd=convert_df2uw (Rss) :chop [524](#)
- convert_df2w**
 Rd=convert_df2w (Rss) [524](#)
 Rd=convert_df2w (Rss) :chop [524](#)
- convert_sf2d**
 Rdd=convert_sf2d (Rs) [524](#)
 Rdd=convert_sf2d (Rs) :chop [524](#)
- convert_sf2df**
 Rdd=convert_sf2df (Rs) [521](#)
- convert_sf2ud**
 Rdd=convert_sf2ud (Rs) [524](#)
 Rdd=convert_sf2ud (Rs) :chop [524](#)
- convert_sf2uw**
 Rd=convert_sf2uw (Rs) [524](#)
 Rd=convert_sf2uw (Rs) :chop [524](#)
- convert_sf2w**
 Rd=convert_sf2w (Rs) [524](#)
 Rd=convert_sf2w (Rs) :chop [524](#)
- convert_ud2df**
 Rdd=convert_ud2df (Rss) [522](#)
- convert_ud2sf**
 Rd=convert_ud2sf (Rss) [522](#)
- convert_uw2df**
 Rdd=convert_uw2df (Rs) [522](#)
- convert_uw2sf**
 Rd=convert_uw2sf (Rs) [522](#)
- convert_w2df**
 Rdd=convert_w2df (Rs) [522](#)
- convert_w2sf**
 Rd=convert_w2sf (Rs) [522](#)
- crownd**
 Rd=crownd (Rs, #u5) [408](#)
 Rd=crownd (Rs, Rt) [408](#)
 Rdd=crownd (Rss, #u6) [408](#)
 Rdd=crownd (Rss, Rt) [409](#)
- cswi**
 cswi (Rs) [333](#)
- ct0**
 Rd=ct0 (Rs) [465](#)
 Rd=ct0 (Rss) [465](#)

- ctl
 Rd=ctl (Rs) 465
 Rd=ctl (Rss) 465
- ctlbw
 Rd=ctlbw (Rss, Rt) 363
- ## D
- dccleana
 dccleana (Rs) 375
- dccleanidx
 dccleanidx (Rs) 335
- dccleaninva
 dccleaninva (Rs) 375
- dccleaninvidx
 dccleaninvidx (Rs) 335
- dcfetch
 dcfetch (Rs) 374
 dcfetch (Rs+#u11:3) 374
- dcinva
 dcinva (Rs) 375
- dcinvidx
 dcinvidx (Rs) 335
- dckill
 dckill 334
- dctagr
 Rd=dctagr (Rs) 335
- dctagw
 dctagw (Rs, Rt) 335
- dczeroa
 dczeroa (Rs) 371
- dealloc_return
 dealloc_return 273
 if ([!]Pv.new) Rdd=dealloc_return (Rs):nt:raw 273
 if ([!]Pv.new) Rdd=dealloc_return (Rs):t:raw 273
 if ([!]Pv) dealloc_return 273
 if ([!]Pv) Rdd=dealloc_return (Rs):raw 273
 nt
 if ([!]Pv.new) dealloc_return:nt 273
 Rdd=dealloc_return (Rs):raw 273
 t
 if ([!]Pv.new) dealloc_return:t 273
- deallocframe
 deallocframe 271
 Rdd=deallocframe (Rs):raw 271
- decbin
 Rdd=decbin (Rss, Rtt) 593
- deinterleave
 Rdd=deinterleave (Rss) 471
- dfadd
 Rdd=dfadd (Rss, Rtt) 517
- dfclass
 Pd=dfclass (Rss, #u5) 518
- dfcmp.eq
 Pd=dfcmp.eq (Rss, Rtt) 519
- dfcmp.ge
 Pd=dfcmp.ge (Rss, Rtt) 519
- dfcmp.gt
 Pd=dfcmp.gt (Rss, Rtt) 519
- dfcmp.uo
 Pd=dfcmp.uo (Rss, Rtt) 519
- dfmake
 Rdd=dfmake (#u10):neg 532
 Rdd=dfmake (#u10):pos 532
- dfsub
 Rdd=dfsub (Rss, Rtt) 537
- ## E
- endloop0
 endloop0 212
- endloop01
 endloop01 212
- endloop1
 endloop1 212
- extract
 Rd=extract (Rs, #u5, #U5) 466
 Rd=extract (Rs, Rtt) 466
 Rdd=extract (Rss, #u6, #U6) 466
 Rdd=extract (Rss, Rtt) 467
- extractu
 Rd=extractu (Rs, #u5, #U5) 466
 Rd=extractu (Rs, Rtt) 466
 Rdd=extractu (Rss, #u6, #U6) 467
 Rdd=extractu (Rss, Rtt) 467
- ## F
- fastcorner9
 Pd=[!]fastcorner9 (Ps, Pt) 214
- ## G
- getimask
 Rd=getimask (Rs) 337
- ## H
- hintjr
 hintjr (Rs) 226

I

iassignr
Rd=iassignr(Rs) 340

iassignw
iassignw(Rs) 342

icdatar
Rd=icdatar(Rs) 344

icdataw
icdataw(Rs,Rt) 345

icinva
icinva(Rs) 377

icinvidx
icinvidx(Rs) 344

ickill
ickill 345

ictagr
Rd=ictagr(Rs) 344

ictagw
ictagw(Rs,Rt) 345

if ([!]p[01].new) jump:<hint> #r9:2 230, 230, 230, 230, 230, 230, 231, 231

insert
Rx=insert(Rs,#u5,#U5) 469
Rx=insert(Rs,Rtt) 469
Rxx=insert(Rss,#u6,#U6) 469
Rxx=insert(Rss,Rtt) 470

interleave
Rdd=interleave(Rss) 471

isync
isync 378

J

jump
if ([!]Pu.new) jump:<hint> #r15:2 236
if ([!]Pu) jump #r15:2 234
if ([!]Pu) jump:<hint> #r15:2 234
jump #r22:2 234
nt
if (Rs!=#0) jump:nt #r13:2 237
if (Rs<=#0) jump:nt #r13:2 237
if (Rs==#0) jump:nt #r13:2 237
if (Rs>=#0) jump:nt #r13:2 237
Rd=#U6 239
Rd=Rs 239
t
if (Rs!=#0) jump:t #r13:2 237
if (Rs<=#0) jump:t #r13:2 237
if (Rs==#0) jump:t #r13:2 237
if (Rs>=#0) jump:t #r13:2 237

jump #r9:2 239, 239

jumpr
if ([!]Pu) jumpr Rs 227
if ([!]Pu[.new]) jumpr:<hint> Rs 227
jumpr Rs 227

K

k0lock
k0lock 338

k0unlock
k0unlock 339

L

l2cleanidx
l2cleanidx(Rs) 346

l2cleaninvidx
l2cleaninvidx(Rs) 346

l2fetch
l2fetch(Rs,Rt) 381
l2fetch(Rs,Rtt) 381

l2gclean
l2gclean 347
l2gclean(Rtt) 347

l2gcleaninv
l2gcleaninv 347
l2gcleaninv(Rtt) 347

l2gunlock
l2gunlock 347

l2invidx
l2invidx(Rs) 346

l2kill
l2kill 347

l2locka
Pd=l2locka(Rs) 349

l2tagr
Rd=l2tagr(Rs) 351

l2tagw
l2tagw(Rs,Rt) 351

l2unlocka
l2unlocka(Rs) 349

lfs
Rdd=lfs(Rss,Rtt) 472

loop0
loop0(#r7:2,#U10) 216
loop0(#r7:2,Rs) 216

loop1
loop1(#r7:2,#U10) 216
loop1(#r7:2,Rs) 216

lsl

Rd=lsl (#s6, Rt) 653
 Rd=lsl (Rs, Rt) 653
 Rdd=lsl (Rss, Rt) 654
 Rx [&|]=lsl (Rs, Rt) 659
 Rx [+]=lsl (Rs, Rt) 656
 Rxx^=lsl (Rss, Rt) 660
 Rxx [&|]=lsl (Rss, Rt) 660
 Rxx [+]=lsl (Rss, Rt) 657

lsr

Rd=lsr (Rs, #u5) 640
 Rd=lsr (Rs, Rt) 654
 Rdd=lsr (Rss, #u6) 640
 Rdd=lsr (Rss, Rt) 654
 Rx^=lsr (Rs, #u5) 646
 Rx [&|]=lsr (Rs, #u5) 646
 Rx [&|]=lsr (Rs, Rt) 659
 Rx [+]=lsr (Rs, #u5) 642
 Rx [+]=lsr (Rs, Rt) 657
 Rx=add (#u8, lsr (Rx, #U5)) 642
 Rx=and (#u8, lsr (Rx, #U5)) 646
 Rx=or (#u8, lsr (Rx, #U5)) 646
 Rx=sub (#u8, lsr (Rx, #U5)) 642
 Rxx^=lsr (Rss, #u6) 647
 Rxx^=lsr (Rss, Rt) 660
 Rxx [&|]=lsr (Rss, #u6) 647
 Rxx [&|]=lsr (Rss, Rt) 660
 Rxx [+]=lsr (Rss, #u6) 642
 Rxx [+]=lsr (Rss, Rt) 657

M**mask**

Rd=mask (#u5, #U5) 639
 Rdd=mask (Pt) 626

max

Rd=max (Rs, Rt) 402
 Rdd=max (Rss, Rtt) 403

maxu

Rd=maxu (Rs, Rt) 402
 Rdd=maxu (Rss, Rtt) 403

memb

if ([!]Pt [.new]) Rd=memb (#u6) 247
 if ([!]Pt [.new]) Rd=memb (Rs+#u6:0) 247
 if ([!]Pt [.new]) Rd=memb (Rx++#s4:0) 247
 if ([!]Pv [.new]) memb (#u6)=Nt.new 293
 if ([!]Pv [.new]) memb (#u6)=Rt 313
 if ([!]Pv [.new]) memb (Rs+#u6:0)=#S6 313
 if ([!]Pv [.new]) memb (Rs+#u6:0)=Nt.new 293
 if ([!]Pv [.new]) memb (Rs+#u6:0)=Rt 313
 if ([!]Pv [.new]) memb (Rs+Ru<<#u2)=Nt.new 293
 if ([!]Pv [.new]) memb (Rs+Ru<<#u2)=Rt 313
 if ([!]Pv [.new]) memb (Rx++#s4:0)=Nt.new 293
 if ([!]Pv [.new]) memb (Rx++#s4:0)=Rt 313
 if ([!]Pv [.new]) Rd=memb (Rs+Rt<<#u2) 247
 memb (gp+#u16:0)=Nt.new 291
 memb (gp+#u16:0)=Rt 311
 memb (Re=#U6)=Nt.new 291
 memb (Re=#U6)=Rt 311
 memb (Rs+#s11:0)=Nt.new 291
 memb (Rs+#s11:0)=Rt 311
 memb (Rs+#u6:0) [+]=#U5 283
 memb (Rs+#u6:0) [+|=&]=Rt 283
 memb (Rs+#u6:0)=#S8 311
 memb (Rs+Ru<<#u2)=Nt.new 291
 memb (Rs+Ru<<#u2)=Rt 311
 memb (Ru<<#u2+#U6)=Nt.new 291
 memb (Ru<<#u2+#U6)=Rt 311
 memb (Rx++#s4:0:circ (Mu))=Nt.new 291
 memb (Rx++#s4:0:circ (Mu))=Rt 311
 memb (Rx++#s4:0)=Nt.new 291
 memb (Rx++#s4:0)=Rt 311
 memb (Rx++I:circ (Mu))=Nt.new 291
 memb (Rx++I:circ (Mu))=Rt 311
 memb (Rx++Mu:brev)=Nt.new 291
 memb (Rx++Mu:brev)=Rt 311
 memb (Rx++Mu)=Nt.new 291
 memb (Rx++Mu)=Rt 311
 Rd=memb (gp+#u16:0) 245
 Rd=memb (Re=#U6) 245
 Rd=memb (Rs+#s11:0) 245
 Rd=memb (Rs+Rt<<#u2) 245
 Rd=memb (Rt<<#u2+#U6) 245
 Rd=memb (Rx++#s4:0:circ (Mu)) 245
 Rd=memb (Rx++#s4:0) 245
 Rd=memb (Rx++I:circ (Mu)) 245
 Rd=memb (Rx++Mu:brev) 245
 Rd=memb (Rx++Mu) 245

memb_fifo

Ryy=memb_fifo (Re=#U6) 249
 Ryy=memb_fifo (Rs) 249
 Ryy=memb_fifo (Rs+#s11:0) 249
 Ryy=memb_fifo (Rt<<#u2+#U6) 249
 Ryy=memb_fifo (Rx++#s4:0:circ (Mu)) 249
 Ryy=memb_fifo (Rx++#s4:0) 249
 Ryy=memb_fifo (Rx++I:circ (Mu)) 250
 Ryy=memb_fifo (Rx++Mu:brev) 250
 Ryy=memb_fifo (Rx++Mu) 250

membh

Rd=membh (Re=#U6) 275
 Rd=membh (Rs) 275
 Rd=membh (Rs+#s11:1) 275
 Rd=membh (Rt<<#u2+#U6) 275
 Rd=membh (Rx++#s4:1:circ (Mu)) 276
 Rd=membh (Rx++#s4:1) 276
 Rd=membh (Rx++I:circ (Mu)) 276
 Rd=membh (Rx++Mu:brev) 276
 Rd=membh (Rx++Mu) 276
 Rdd=membh (Re=#U6) 278
 Rdd=membh (Rs) 278
 Rdd=membh (Rs+#s11:2) 278
 Rdd=membh (Rt<<#u2+#U6) 278
 Rdd=membh (Rx++#s4:2:circ (Mu)) 278
 Rdd=membh (Rx++#s4:2) 278
 Rdd=membh (Rx++I:circ (Mu)) 279
 Rdd=membh (Rx++Mu:brev) 279
 Rdd=membh (Rx++Mu) 279

memd

if ([!]Pt [.new]) Rdd=memd (#u6) 243
 if ([!]Pt [.new]) Rdd=memd (Rs+#u6:3) 243
 if ([!]Pt [.new]) Rdd=memd (Rx++#s4:3) 243
 if ([!]Pv [.new]) memd (#u6)=Rtt 309
 if ([!]Pv [.new]) memd (Rs+#u6:3)=Rtt 309
 if ([!]Pv [.new]) memd (Rs+Ru<<#u2)=Rtt 309
 if ([!]Pv [.new]) memd (Rx++#s4:3)=Rtt 309
 if ([!]Pv [.new]) Rdd=memd (Rs+Rt<<#u2) 243
 memd (gp+#u16:3)=Rtt 306
 memd (Re=#U6)=Rtt 306
 memd (Rs+#s11:3)=Rtt 306
 memd (Rs+Ru<<#u2)=Rtt 306
 memd (Ru<<#u2+#U6)=Rtt 306
 memd (Rx++#s4:3:circ (Mu))=Rtt 306
 memd (Rx++#s4:3)=Rtt 306
 memd (Rx++I:circ (Mu))=Rtt 306
 memd (Rx++Mu:brev)=Rtt 306
 memd (Rx++Mu)=Rtt 306
 Rdd=memd (gp+#u16:3) 240
 Rdd=memd (Re=#U6) 240
 Rdd=memd (Rs+#s11:3) 240
 Rdd=memd (Rs+Rt<<#u2) 240
 Rdd=memd (Rt<<#u2+#U6) 240
 Rdd=memd (Rx++#s4:3:circ (Mu)) 240
 Rdd=memd (Rx++#s4:3) 240
 Rdd=memd (Rx++I:circ (Mu)) 240
 Rdd=memd (Rx++Mu:brev) 240
 Rdd=memd (Rx++Mu) 240

memd_locked

memd_locked (Rs, Pd)=Rtt 369
 Rdd=memd_locked (Rs) 368

memh

if ([!]Pt [.new]) Rd=memh (#u6) 257
 if ([!]Pt [.new]) Rd=memh (Rs+#u6:1) 257
 if ([!]Pt [.new]) Rd=memh (Rx++#s4:1) 257
 if ([!]Pv [.new]) memh (#u6)=Nt.new 298
 if ([!]Pv [.new]) memh (#u6)=Rt 319
 if ([!]Pv [.new]) memh (#u6)=Rt.H 319
 if ([!]Pv [.new]) memh (Rs+#u6:1)=#S6 319
 if ([!]Pv [.new]) memh (Rs+#u6:1)=Nt.new 298
 if ([!]Pv [.new]) memh (Rs+#u6:1)=Rt 319
 if ([!]Pv [.new]) memh (Rs+#u6:1)=Rt.H 319
 if ([!]Pv [.new]) memh (Rs+Ru<<#u2)=Nt.new 298
 if ([!]Pv [.new]) memh (Rs+Ru<<#u2)=Rt 319
 if ([!]Pv [.new]) memh (Rs+Ru<<#u2)=Rt.H 319
 if ([!]Pv [.new]) memh (Rx++#s4:1)=Nt.new 298
 if ([!]Pv [.new]) memh (Rx++#s4:1)=Rt 320
 if ([!]Pv [.new]) memh (Rx++#s4:1)=Rt.H 320
 if ([!]Pv [.new]) Rd=memh (Rs+Rt<<#u2) 257
 memh (gp+#u16:1)=Nt.new 296
 memh (gp+#u16:1)=Rt 317
 memh (gp+#u16:1)=Rt.H 317
 memh (Re=#U6)=Nt.new 296
 memh (Re=#U6)=Rt 316
 memh (Re=#U6)=Rt.H 316
 memh (Rs+#s11:1)=Nt.new 296
 memh (Rs+#s11:1)=Rt 316
 memh (Rs+#s11:1)=Rt.H 316
 memh (Rs+#u6:1)[+-]=#U5 285
 memh (Rs+#u6:1)[+ -|&]=Rt 285
 memh (Rs+#u6:1)=#S8 316
 memh (Rs+Ru<<#u2)=Nt.new 296
 memh (Rs+Ru<<#u2)=Rt 316
 memh (Rs+Ru<<#u2)=Rt.H 316
 memh (Ru<<#u2+#U6)=Nt.new 296
 memh (Ru<<#u2+#U6)=Rt 316
 memh (Ru<<#u2+#U6)=Rt.H 316
 memh (Rx++#s4:1:circ (Mu))=Nt.new 296
 memh (Rx++#s4:1:circ (Mu))=Rt 316
 memh (Rx++#s4:1:circ (Mu))=Rt.H 316
 memh (Rx++#s4:1)=Nt.new 296
 memh (Rx++#s4:1)=Rt 316
 memh (Rx++#s4:1)=Rt.H 316
 memh (Rx++I:circ (Mu))=Nt.new 296
 memh (Rx++I:circ (Mu))=Rt 316
 memh (Rx++I:circ (Mu))=Rt.H 316
 memh (Rx++Mu:brev)=Nt.new 296
 memh (Rx++Mu:brev)=Rt 317
 memh (Rx++Mu:brev)=Rt.H 317
 memh (Rx++Mu)=Nt.new 296
 memh (Rx++Mu)=Rt 317
 memh (Rx++Mu)=Rt.H 317
 Rd=memh (gp+#u16:1) 255
 Rd=memh (Re=#U6) 255
 Rd=memh (Rs+#s11:1) 255
 Rd=memh (Rs+Rt<<#u2) 255
 Rd=memh (Rt<<#u2+#U6) 255
 Rd=memh (Rx++#s4:1:circ (Mu)) 255
 Rd=memh (Rx++#s4:1) 255
 Rd=memh (Rx++I:circ (Mu)) 255
 Rd=memh (Rx++Mu:brev) 255
 Rd=memh (Rx++Mu) 255

memh_fifo

Ryy=memh_fifo(Re=#U6) 252
 Ryy=memh_fifo(Rs) 252
 Ryy=memh_fifo(Rs+#s11:1) 252
 Ryy=memh_fifo(Rt<<#u2+#U6) 252
 Ryy=memh_fifo(Rx+#s4:1:circ(Mu)) 252
 Ryy=memh_fifo(Rx+#s4:1) 252
 Ryy=memh_fifo(Rx++I:circ(Mu)) 253
 Ryy=memh_fifo(Rx++Mu:brev) 253
 Ryy=memh_fifo(Rx++Mu) 253

memub

if ([!]Pt[.new]) Rd=memub(#u6) 261
 if ([!]Pt[.new]) Rd=memub(Rs+#u6:0) 261
 if ([!]Pt[.new]) Rd=memub(Rx+#s4:0) 261
 if ([!]Pv[.new]) Rd=memub(Rs+Rt<<#u2) 261
 Rd=memub(gp+#u16:0) 259
 Rd=memub(Re=#U6) 259
 Rd=memub(Rs+#s11:0) 259
 Rd=memub(Rs+Rt<<#u2) 259
 Rd=memub(Rt<<#u2+#U6) 259
 Rd=memub(Rx+#s4:0:circ(Mu)) 259
 Rd=memub(Rx+#s4:0) 259
 Rd=memub(Rx++I:circ(Mu)) 259
 Rd=memub(Rx++Mu:brev) 259
 Rd=memub(Rx++Mu) 259

memubh

Rd=memubh(Re=#U6) 276
 Rd=memubh(Rs+#s11:1) 277
 Rd=memubh(Rt<<#u2+#U6) 277
 Rd=memubh(Rx+#s4:1:circ(Mu)) 277
 Rd=memubh(Rx+#s4:1) 277
 Rd=memubh(Rx++I:circ(Mu)) 277
 Rd=memubh(Rx++Mu:brev) 278
 Rd=memubh(Rx++Mu) 277
 Rdd=memubh(Re=#U6) 279
 Rdd=memubh(Rs+#s11:2) 279
 Rdd=memubh(Rt<<#u2+#U6) 279
 Rdd=memubh(Rx+#s4:2:circ(Mu)) 280
 Rdd=memubh(Rx+#s4:2) 280
 Rdd=memubh(Rx++I:circ(Mu)) 280
 Rdd=memubh(Rx++Mu:brev) 280
 Rdd=memubh(Rx++Mu) 280

memuh

if ([!]Pt[.new]) Rd=memuh(#u6) 265
 if ([!]Pt[.new]) Rd=memuh(Rs+#u6:1) 265
 if ([!]Pt[.new]) Rd=memuh(Rx+#s4:1) 265
 if ([!]Pv[.new]) Rd=memuh(Rs+Rt<<#u2) 265
 Rd=memuh(gp+#u16:1) 263
 Rd=memuh(Re=#U6) 263
 Rd=memuh(Rs+#s11:1) 263
 Rd=memuh(Rs+Rt<<#u2) 263
 Rd=memuh(Rt<<#u2+#U6) 263
 Rd=memuh(Rx+#s4:1:circ(Mu)) 263
 Rd=memuh(Rx+#s4:1) 263
 Rd=memuh(Rx++I:circ(Mu)) 263
 Rd=memuh(Rx++Mu:brev) 263
 Rd=memuh(Rx++Mu) 263

memw

if ([!]Pt[.new]) Rd=memw(#u6) 269
 if ([!]Pt[.new]) Rd=memw(Rs+#u6:2) 269
 if ([!]Pt[.new]) Rd=memw(Rx+#s4:2) 269
 if ([!]Pv[.new]) memw(#u6)=Nt.new 303
 if ([!]Pv[.new]) memw(#u6)=Rt 324
 if ([!]Pv[.new]) memw(Rs+#u6:2)=#S6 324
 if ([!]Pv[.new]) memw(Rs+#u6:2)=Nt.new 303
 if ([!]Pv[.new]) memw(Rs+#u6:2)=Rt 324
 if ([!]Pv[.new]) memw(Rs+Ru<<#u2)=Nt.new 303
 if ([!]Pv[.new]) memw(Rs+Ru<<#u2)=Rt 324
 if ([!]Pv[.new]) memw(Rx+#s4:2)=Nt.new 303
 if ([!]Pv[.new]) memw(Rx+#s4:2)=Rt 324
 if ([!]Pv[.new]) Rd=memw(Rs+Rt<<#u2) 269
 memw(gp+#u16:2)=Nt.new 301
 memw(gp+#u16:2)=Rt 322
 memw(Re=#U6)=Nt.new 301
 memw(Re=#U6)=Rt 322
 memw(Rs+#s11:2)=Nt.new 301
 memw(Rs+#s11:2)=Rt 322
 memw(Rs+#u6:2)[+]=#U5 286
 memw(Rs+#u6:2)[+|=#S8 286
 memw(Rs+#u6:2)=#S8 322
 memw(Rs+Ru<<#u2)=Nt.new 301
 memw(Rs+Ru<<#u2)=Rt 322
 memw(Ru<<#u2+#U6)=Nt.new 301
 memw(Ru<<#u2+#U6)=Rt 322
 memw(Rx+#s4:2:circ(Mu))=Nt.new 301
 memw(Rx+#s4:2:circ(Mu))=Rt 322
 memw(Rx+#s4:2)=Nt.new 301
 memw(Rx+#s4:2)=Rt 322
 memw(Rx++I:circ(Mu))=Nt.new 301
 memw(Rx++I:circ(Mu))=Rt 322
 memw(Rx++Mu:brev)=Nt.new 301
 memw(Rx++Mu:brev)=Rt 322
 memw(Rx++Mu)=Nt.new 301
 memw(Rx++Mu)=Rt 322
 Rd=memw(gp+#u16:2) 267
 Rd=memw(Re=#U6) 267
 Rd=memw(Rs+#s11:2) 267
 Rd=memw(Rs+Rt<<#u2) 267
 Rd=memw(Rt<<#u2+#U6) 267
 Rd=memw(Rx+#s4:2:circ(Mu)) 267
 Rd=memw(Rx+#s4:2) 267
 Rd=memw(Rx++I:circ(Mu)) 267
 Rd=memw(Rx++Mu:brev) 267
 Rd=memw(Rx++Mu) 267

memw_locked

memw_locked(Rs,Pd)=Rt 369
 Rd=memw_locked(Rs) 368

memw_phys

Rd=memw_phys(Rs,Rt) 353

min

Rd=min(Rt,Rs) 404
 Rdd=min(Rtt,Rss) 405

minu

Rd=minu(Rt,Rs) 404
 Rdd=minu(Rtt,Rss) 405

modwrap

Rd=modwrap(Rs,Rt) 406

mpy

Rd=mpy (Rs, Rt.H) :<<1:rnd:sat 565
 Rd=mpy (Rs, Rt.H) :<<1:sat 565
 Rd=mpy (Rs, Rt.L) :<<1:rnd:sat 565
 Rd=mpy (Rs, Rt.L) :<<1:sat 565
 Rd=mpy (Rs, Rt) 565
 Rd=mpy (Rs, Rt) :<<1 565
 Rd=mpy (Rs, Rt) :<<1:sat 565
 Rd=mpy (Rs, Rt) :rnd 565
 Rd=mpy (Rs. [HL], Rt. [HL]) [:<<1] [:rnd] [:sat] 549
 Rdd=mpy (Rs, Rt) 568
 Rdd=mpy (Rs. [HL], Rt. [HL]) [:<<1] [:rnd] 549
 Rx+=mpy (Rs, Rt) :<<1:sat 565
 Rx+=mpy (Rs. [HL], Rt. [HL]) [:<<1] [:sat] 549
 Rx-=mpy (Rs, Rt) :<<1:sat 565
 Rx-=mpy (Rs. [HL], Rt. [HL]) [:<<1] [:sat] 549
 Rxx[+-]=mpy (Rs, Rt) 568
 Rxx+=mpy (Rs. [HL], Rt. [HL]) [:<<1] 549
 Rxx-=mpy (Rs. [HL], Rt. [HL]) [:<<1] 549

mpyi

Rd+=mpyi (Rs, #u8) 538
 Rd=mpyi (Rs, #m9) 539
 Rd=-mpyi (Rs, #u8) 538
 Rd=mpyi (Rs, Rt) 539
 Rx+=mpyi (Rs, #u8) 539
 Rx+=mpyi (Rs, Rt) 539
 Rx-=mpyi (Rs, #u8) 539
 Rx-=mpyi (Rs, Rt) 539

mpysu

Rd=mpysu (Rs, Rt) 565

mpyu

Rd=mpyu (Rs, Rt) 565
 Rd=mpyu (Rs. [HL], Rt. [HL]) [:<<1] 556
 Rdd=mpyu (Rs, Rt) 568
 Rdd=mpyu (Rs. [HL], Rt. [HL]) [:<<1] 556
 Rx+=mpyu (Rs. [HL], Rt. [HL]) [:<<1] 556
 Rx-=mpyu (Rs. [HL], Rt. [HL]) [:<<1] 556
 Rxx[+-]=mpyu (Rs, Rt) 568
 Rxx+=mpyu (Rs. [HL], Rt. [HL]) [:<<1] 556
 Rxx-=mpyu (Rs. [HL], Rt. [HL]) [:<<1] 556

mpyui

Rd=mpyui (Rs, Rt) 539

mux

Rd=mux (Pu, #s8, #s8) 191
 Rd=mux (Pu, #s8, Rs) 191
 Rd=mux (Pu, Rs, #s8) 191
 Rd=mux (Pu, Rs, Rt) 191

N

neg

Rd=neg (Rs) 175
 Rd=neg (Rs) :sat 407
 Rdd=neg (Rss) 407

nmi

nmi (Rs) 354

no mnemonic

Cd=Rs 223
 Cdd=Rss 223
 Gd=Rs 329
 Gdd=Rss 329
 if ([!]Pu[.new]) Rd=#s12 206
 if ([!]Pu[.new]) Rd=Rs 206
 if ([!]Pu[.new]) Rdd=Rss 206
 Pd=Ps 221
 Pd=Rs 628
 Rd=#s16 180
 Rd=Cs 223
 Rd=Gs 329
 Rd=Ps 628
 Rd=Rs 182
 Rd=Ss 365
 Rdd=#s8 180
 Rdd=Css 223
 Rdd=Gss 329
 Rdd=Rss 182
 Rdd=Sss 365
 Rx. [HL]=#u16 180
 Sd=Rs 365
 Sdd=Rss 365

nop

nop 176

normamt

Rd=normamt (Rs) 462
 Rd=normamt (Rss) 462

not

Pd=not (Ps) 221
 Rd=not (Rs) 173
 Rdd=not (Rss) 397

O

or

if ([!]Pu[.new]) Rd=or (Rs, Rt) 201
 Pd=and (Ps, or (Pt, [!]Pu)) 221
 Pd=or (Ps, and (Pt, [!]Pu)) 221
 Pd=or (Ps, or (Pt, [!]Pu)) 221
 Pd=or (Pt, [!]Ps) 221
 Rd=or (Rs, #s10) 173
 Rd=or (Rs, Rt) 173
 Rd=or (Rt, ~Rs) 173
 Rdd=or (Rss, Rtt) 397
 Rdd=or (Rtt, ~Rss) 397
 Rx[&|^]=or (Rs, Rt) 400
 Rx=or (Ru, and (Rx, #s10)) 400
 Rx|=or (Rs, #s10) 400

P

packhl

Rdd=packhl (Rs, Rt) 195

parity

Rd=parity (Rs, Rt) 473
 Rd=parity (Rss, Rtt) 473

pause

pause (#u8) 382

pc

Rd=add (pc, #u6) 218

pmpyw

Rdd=pmpyw (Rs, Rt) 561
Rxx^=pmpyw (Rs, Rt) 561

popcount

Rd=popcount (Rss) 464

R

resume

resume (Rs) 355

rol

Rd=rol (Rs, #u5) 640
Rdd=rol (Rss, #u6) 640
Rx^=rol (Rs, #u5) 646
Rx [&|]=rol (Rs, #u5) 646
Rx [+]=rol (Rs, #u5) 642
Rxx^=rol (Rss, #u6) 647
Rxx [&|]=rol (Rss, #u6) 647
Rxx [+]=rol (Rss, #u6) 642

round

Rd=round (Rs, #u5) [:sat] 408
Rd=round (Rs, Rt) [:sat] 408
Rd=round (Rss) :sat 408

rte

rte 356

S

sat

Rd=sat (Rss) 595

satb

Rd=satb (Rs) 595

sath

Rd=sath (Rs) 595

satub

Rd=satub (Rs) 595

satuh

Rd=satuh (Rs) 595

setbit

memb (Rs+#u6:0)=setbit (#U5) 283
memh (Rs+#u6:1)=setbit (#U5) 285
memw (Rs+#u6:2)=setbit (#U5) 286
Rd=setbit (Rs, #u5) 475
Rd=setbit (Rs, Rt) 475

setimask

setimask (Pt, Rs) 357

setprio

setprio (Pt, Rs) 358

sfadd

Rd=sfadd (Rs, Rt) 517

sfclass

Pd=sfclass (Rs, #u5) 518

sfcmp.eq

Pd=sfcmp.eq (Rs, Rt) 519

sfcmp.ge

Pd=sfcmp.ge (Rs, Rt) 519

sfcmp.gt

Pd=sfcmp.gt (Rs, Rt) 519

sfcmp.uo

Pd=sfcmp.uo (Rs, Rt) 519

sffixupd

Rd=sffixupd (Rs, Rt) 526

sffixupn

Rd=sffixupn (Rs, Rt) 526

sffixupr

Rd=sffixupr (Rs) 526

sfinvsqrta

Rd, Pe=sfinvsqrt (Rs) 529

sfmake

Rd=sfmake (#u10) :neg 532
Rd=sfmake (#u10) :pos 532

sfmax

Rd=sfmax (Rs, Rt) 533

sfmin

Rd=sfmin (Rs, Rt) 534

sfmpy

Rd=sfmpy (Rs, Rt) 535
Rx+=sfmpy (Rs, Rt, Pu) :scale 528
Rx+=sfmpy (Rs, Rt) 527
Rx+=sfmpy (Rs, Rt) :lib 530
Rx-=sfmpy (Rs, Rt) 527
Rx-=sfmpy (Rs, Rt) :lib 530

sfrecipa

Rd, Pe=sfrecipa (Rs, Rt) 536

sfsub

Rd=sfsub (Rs, Rt) 537

sgp

crswap (Rx, sgp) 332

sgp0

crswap (Rx, sgp0) 332

sgp1

0
crswap (Rxx, sgp1:0) 332
crswap (Rx, sgp1) 332

shuffeb

Rdd=shuffeb (Rss, Rtt) 607

shuffeh

Rdd=shuffeh (Rss, Rtt) 607

- shuffob
Rdd=shuffob(Rtt, Rss) 607
- shuffoh
Rdd=shuffoh(Rtt, Rss) 607
- siad
siad(Rs) 359
- sp1loop0
p3=sp1loop0(#r7:2, #U10) 219
p3=sp1loop0(#r7:2, Rs) 219
- sp2loop0
p3=sp2loop0(#r7:2, #U10) 219
p3=sp2loop0(#r7:2, Rs) 219
- sp3loop0
p3=sp3loop0(#r7:2, #U10) 219
p3=sp3loop0(#r7:2, Rs) 219
- start
start(Rs) 360
- stop
stop(Rs) 361
- sub
if ([!]Pu[.new]) Rd=sub(Rt, Rs) 203
Rd=add(Rs, sub(#s6, Ru)) 389
Rd=sub(#s10, Rs) 177
Rd=sub(Rt, Rs) 177
Rd=sub(Rt, Rs):sat 177
Rd=sub(Rt, Rs):sat:deprecated 411
Rd=sub(Rt.[HL], Rs.[HL])[:sat]:<<16 413
Rd=sub(Rt.L, Rs.[HL])[:sat] 413
Rdd=sub(Rss, Rtt, Px):carry 395
Rdd=sub(Rtt, Rss) 411
Rx+=sub(Rt, Rs) 412
- swi
swi(Rs) 362
- swiz
Rd=swiz(Rs) 597
- sxtb
if ([!]Pu[.new]) Rd=sxtb(Rs) 204
Rd=sxtb(Rs) 179
- sxth
if ([!]Pu[.new]) Rd=sxth(Rs) 204
Rd=sxth(Rs) 179
- sxtw
Rdd=sxtw(Rs) 415
- syncht
syncht 383
- ## T
- tableidxb
Rx=tableidxb(Rs, #u4, #S6):raw 479
Rx=tableidxb(Rs, #u4, #U5) 479
- tableidxd
Rx=tableidxd(Rs, #u4, #S6):raw 480
Rx=tableidxd(Rs, #u4, #U5) 480
- tableidxh
Rx=tableidxh(Rs, #u4, #S6):raw 480
Rx=tableidxh(Rs, #u4, #U5) 480
- tableidxw
Rx=tableidxw(Rs, #u4, #S6):raw 480
Rx=tableidxw(Rs, #u4, #U5) 480
- tlbinvasid
tlbinvasid(Rs) 364
- tlblock
tlblock 338
- tlbmatch
Pd=tlbmatch(Rss, Rt) 627
- tlboc
Rd=tlboc(Rss) 363
- tlbp
Rd=tlbp(Rs) 363
- tlbr
Rdd=tlbr(Rs) 363
- tlbunlock
tlbunlock 339
- tlbw
tlbw(Rss, Rt) 364
- togglebit
Rd=togglebit(Rs, #u5) 475
Rd=togglebit(Rs, Rt) 475
- trace
trace(Rs) 384
- trap0
trap0(#u8) 385
- trap1
trap1(#u8) 385
trap1(Rx, #u8) 385
- tstbit
if ([!]tstbit(Ns.new, #0)) jump:<hint> #r9:2 288
p[01]=tstbit(Rs, #0) 231
Pd=[!]tstbit(Rs, #u5) 629
Pd=[!]tstbit(Rs, Rt) 629
- ## V
- vabsdiffb
Rdd=vabsdiffb(Rtt, Rss) 418
- vabsdiffh
Rdd=vabsdiffh(Rtt, Rss) 419

- vabsdiffub**
Rdd=vabsdiffub(Rtt, Rss) 418
- vabsdiffw**
Rdd=vabsdiffw(Rtt, Rss) 420
- vabsh**
Rdd=vabsh(Rss) 416
Rdd=vabsh(Rss) : sat 416
- vabsw**
Rdd=vabsw(Rss) 417
Rdd=vabsw(Rss) : sat 417
- vacsh**
Rxx, Pe=vacsh(Rss, Rtt) 422
- vaddb**
Rdd=vaddb(Rss, Rtt) 431
- vaddh**
Rd=vaddh(Rs, Rt) [:sat] 183
Rdd=vaddh(Rss, Rtt) [:sat] 424
- vaddhub**
Rd=vaddhub(Rss, Rtt) : sat 426
- vaddub**
Rdd=vaddub(Rss, Rtt) [:sat] 431
- vadduh**
Rd=vadduh(Rs, Rt) : sat 183
Rdd=vadduh(Rss, Rtt) : sat 424
- vaddw**
Rdd=vaddw(Rss, Rtt) [:sat] 432
- valignb**
Rdd=valignb(Rtt, Rss, #u3) 598
Rdd=valignb(Rtt, Rss, Pu) 598
- vaslh**
Rdd=vaslh(Rss, #u4) 664
Rdd=vaslh(Rss, Rt) 670
- vaslw**
Rdd=vaslw(Rss, #u5) 672
Rdd=vaslw(Rss, Rt) 674
- vasrh**
Rdd=vasrh(Rss, #u4) 664
Rdd=vasrh(Rss, #u4) : raw 666
Rdd=vasrh(Rss, #u4) : rnd 666
Rdd=vasrh(Rss, Rt) 670
- vasrhub**
Rd=vasrhub(Rss, #u4) : raw 668
Rd=vasrhub(Rss, #u4) : rnd : sat 668
Rd=vasrhub(Rss, #u4) : sat 668
- vasrw**
Rd=vasrw(Rss, #u5) 676
Rd=vasrw(Rss, Rt) 676
Rdd=vasrw(Rss, #u5) 672
Rdd=vasrw(Rss, Rt) 674
- vavgh**
Rd=vavgh(Rs, Rt) 184
Rd=vavgh(Rs, Rt) : rnd 184
Rdd=vavgh(Rss, Rtt) 433
Rdd=vavgh(Rss, Rtt) : crnd 433
Rdd=vavgh(Rss, Rtt) : rnd 433
- vavgub**
Rdd=vavgub(Rss, Rtt) 435
Rdd=vavgub(Rss, Rtt) : rnd 435
- vavguh**
Rdd=vavguh(Rss, Rtt) 433
Rdd=vavguh(Rss, Rtt) : rnd 433
- vavguw**
Rdd=vavguw(Rss, Rtt) [:rnd] 436
- vavgw**
Rdd=vavgw(Rss, Rtt) : crnd 436
Rdd=vavgw(Rss, Rtt) [:rnd] 436
- vclip**
Rdd=vclip(Rss, #u5) 438
- vcmpb.eq**
Pd=!any8(vcmpb.eq(Rss, Rtt)) 632
Pd=any8(vcmpb.eq(Rss, Rtt)) 632
Pd=vcmpb.eq(Rss, #u8) 633
Pd=vcmpb.eq(Rss, Rtt) 633
- vcmpb.gt**
Pd=vcmpb.gt(Rss, #s8) 633
Pd=vcmpb.gt(Rss, Rtt) 633
- vcmpb.gtu**
Pd=vcmpb.gtu(Rss, #u7) 633
Pd=vcmpb.gtu(Rss, Rtt) 633
- vcmph.eq**
Pd=vcmph.eq(Rss, #s8) 630
Pd=vcmph.eq(Rss, Rtt) 630
- vcmph.gt**
Pd=vcmph.gt(Rss, #s8) 630
Pd=vcmph.gt(Rss, Rtt) 630
- vcmph.gtu**
Pd=vcmph.gtu(Rss, #u7) 630
Pd=vcmph.gtu(Rss, Rtt) 630
- vcmpw.eq**
Pd=vcmpw.eq(Rss, #s8) 635
Pd=vcmpw.eq(Rss, Rtt) 635
- vcmpw.gt**
Pd=vcmpw.gt(Rss, #s8) 635
Pd=vcmpw.gt(Rss, Rtt) 635
- vcmpw.gtu**
Pd=vcmpw.gtu(Rss, #u7) 635
Pd=vcmpw.gtu(Rss, Rtt) 635
- vcmpyi**
Rdd=vcmpyi(Rss, Rtt) [:<<1] : sat 500
Rxx+=vcmpyi(Rss, Rtt) : sat 501

- vcmpyr**
 Rdd=vcmpyr (Rss, Rtt) [:<<1] :sat 500
 Rxx+=vcmpyr (Rss, Rtt) :sat 501
- vcnegh**
 Rdd=vcnegh (Rss, Rt) 439
- vconj**
 Rdd=vconj (Rss) :sat 503
- vcrotate**
 Rdd=vcrotate (Rss, Rt) 504
- vdmpy**
 Rd=vdmpy (Rss, Rtt) [:<<1] :rnd:sat 573
 Rdd=vdmpy (Rss, Rtt) :<<1:sat 570
 Rdd=vdmpy (Rss, Rtt) :sat 570
 Rxx+=vdmpy (Rss, Rtt) :<<1:sat 571
 Rxx+=vdmpy (Rss, Rtt) :sat 571
- vdmpybsu**
 Rdd=vdmpybsu (Rss, Rtt) :sat 577
 Rxx+=vdmpybsu (Rss, Rtt) :sat 577
- vitpack**
 Rd=vitpack (Ps, Pt) 637
- vlslh**
 Rdd=vlslh (Rss, Rt) 670
- vlslw**
 Rdd=vlslw (Rss, Rt) 674
- vlsrh**
 Rdd=vlsrh (Rss, #u4) 664
 Rdd=vlsrh (Rss, Rt) 670
- vlsrw**
 Rdd=vlsrw (Rss, #u5) 672
 Rdd=vlsrw (Rss, Rt) 674
- vmaxb**
 Rdd=vmaxb (Rtt, Rss) 441
- vmaxh**
 Rdd=vmaxh (Rtt, Rss) 442
- vmaxub**
 Rdd=vmaxub (Rtt, Rss) 441
- vmaxuh**
 Rdd=vmaxuh (Rtt, Rss) 442
- vmaxuw**
 Rdd=vmaxuw (Rtt, Rss) 447
- vmaxw**
 Rdd=vmaxw (Rtt, Rss) 447
- vminb**
 Rdd=vminb (Rtt, Rss) 448
- vminh**
 Rdd=vminh (Rtt, Rss) 450
- vminub**
 Rdd, Pe=vminub (Rtt, Rss) 448
 Rdd=vminub (Rtt, Rss) 448
- vminuh**
 Rdd=vminuh (Rtt, Rss) 450
- vminuw**
 Rdd=vminuw (Rtt, Rss) 455
- vminw**
 Rdd=vminw (Rtt, Rss) 455
- vmpybsu**
 Rdd=vmpybsu (Rs, Rt) 589
 Rxx+=vmpybsu (Rs, Rt) 589
- vmpybu**
 Rdd=vmpybu (Rs, Rt) 589
 Rxx+=vmpybu (Rs, Rt) 589
- vmpyeh**
 Rdd=vmpyeh (Rss, Rtt) :<<1:sat 579
 Rdd=vmpyeh (Rss, Rtt) :sat 579
 Rxx+=vmpyeh (Rss, Rtt) 579
 Rxx+=vmpyeh (Rss, Rtt) :<<1:sat 579
 Rxx+=vmpyeh (Rss, Rtt) :sat 579
- vmpyh**
 Rd=vmpyh (Rs, Rt) [:<<1] :rnd:sat 583
 Rdd=vmpyh (Rs, Rt) [:<<1] :sat 581
 Rxx+=vmpyh (Rs, Rt) 581
 Rxx+=vmpyh (Rs, Rt) [:<<1] :sat 581
- vmpyhsu**
 Rdd=vmpyhsu (Rs, Rt) [:<<1] :sat 585
 Rxx+=vmpyhsu (Rs, Rt) [:<<1] :sat 585
- vmpyweh**
 Rdd=vmpyweh (Rss, Rtt) [:<<1] :rnd:sat 541
 Rdd=vmpyweh (Rss, Rtt) [:<<1] :sat 542
 Rxx+=vmpyweh (Rss, Rtt) [:<<1] :rnd:sat 542
 Rxx+=vmpyweh (Rss, Rtt) [:<<1] :sat 542
- vmpyweuh**
 Rdd=vmpyweuh (Rss, Rtt) [:<<1] :rnd:sat 545
 Rdd=vmpyweuh (Rss, Rtt) [:<<1] :sat 546
 Rxx+=vmpyweuh (Rss, Rtt) [:<<1] :rnd:sat 546
 Rxx+=vmpyweuh (Rss, Rtt) [:<<1] :sat 546
- vmpywoh**
 Rdd=vmpywoh (Rss, Rtt) [:<<1] :rnd:sat 542
 Rdd=vmpywoh (Rss, Rtt) [:<<1] :sat 542
 Rxx+=vmpywoh (Rss, Rtt) [:<<1] :rnd:sat 542
 Rxx+=vmpywoh (Rss, Rtt) [:<<1] :sat 542
- vmpywouh**
 Rdd=vmpywouh (Rss, Rtt) [:<<1] :rnd:sat 546
 Rdd=vmpywouh (Rss, Rtt) [:<<1] :sat 546
 Rxx+=vmpywouh (Rss, Rtt) [:<<1] :rnd:sat 546
 Rxx+=vmpywouh (Rss, Rtt) [:<<1] :sat 546
- vmux**
 Rdd=vmux (Pu, Rss, Rtt) 638

- vnavgh**
 Rd=vnavgh (Rt, Rs) 184
 Rdd=vnavgh (Rtt, Rss) 433
 Rdd=vnavgh (Rtt, Rss) :crnd:sat 433
 Rdd=vnavgh (Rtt, Rss) :rnd:sat 433
- vnavgw**
 Rdd=vnavgw (Rtt, Rss) 436
 Rdd=vnavgw (Rtt, Rss) :crnd:sat 436
 Rdd=vnavgw (Rtt, Rss) :rnd:sat 436
- vpmpyh**
 Rdd=vpmpyh (Rs, Rt) 591
 Rxx^=vpmpyh (Rs, Rt) 592
- vraddh**
 Rd=vraddh (Rss, Rtt) 429
- vraddub**
 Rdd=vraddub (Rss, Rtt) 427
 Rxx+=vraddub (Rss, Rtt) 427
- vradduh**
 Rd=vradduh (Rss, Rtt) 429
- vrcmpyi**
 Rdd=vrcmpyi (Rss, Rtt) 506
 Rdd=vrcmpyi (Rss, Rtt*) 506
 Rxx+=vrcmpyi (Rss, Rtt) 507
 Rxx+=vrcmpyi (Rss, Rtt*) 507
- vrcmpyr**
 Rdd=vrcmpyr (Rss, Rtt) 506
 Rdd=vrcmpyr (Rss, Rtt*) 507
 Rxx+=vrcmpyr (Rss, Rtt) 507
 Rxx+=vrcmpyr (Rss, Rtt*) 507
- vrcmpys**
 Rd=vrcmpys (Rss, Rt) :<<1:rnd:sat 512
 Rd=vrcmpys (Rss, Rtt) :<<1:rnd:sat:raw:hi 512
 Rd=vrcmpys (Rss, Rtt) :<<1:rnd:sat:raw:lo 513
 Rdd=vrcmpys (Rss, Rt) :<<1:sat 509
 Rdd=vrcmpys (Rss, Rtt) :<<1:sat:raw:hi 509
 Rdd=vrcmpys (Rss, Rtt) :<<1:sat:raw:lo 510
 Rxx+=vrcmpys (Rss, Rt) :<<1:sat 510
 Rxx+=vrcmpys (Rss, Rtt) :<<1:sat:raw:hi 510
 Rxx+=vrcmpys (Rss, Rtt) :<<1:sat:raw:lo 510
- vrcnegh**
 Rxx+=vrcnegh (Rss, Rt) 439
- vrcrotate**
 Rdd=vrcrotate (Rss, Rt, #u2) 515
 Rxx+=vrcrotate (Rss, Rt, #u2) 515
- vrmaxh**
 Rxx=vrmaxh (Rss, Ru) 443
- vrmaxuh**
 Rxx=vrmaxuh (Rss, Ru) 443
- vrmaxuw**
 Rxx=vrmaxuw (Rss, Ru) 445
- vrmaxw**
 Rxx=vrmaxw (Rss, Ru) 445
- vrminh**
 Rxx=vrminh (Rss, Ru) 451
- vrminuh**
 Rxx=vrminuh (Rss, Ru) 451
- vrminuw**
 Rxx=vrminuw (Rss, Ru) 453
- vrminw**
 Rxx=vrminw (Rss, Ru) 453
- vrmpybsu**
 Rdd=vrmpybsu (Rss, Rtt) 575
 Rxx+=vrmpybsu (Rss, Rtt) 575
- vrmpybu**
 Rdd=vrmpybu (Rss, Rtt) 575
 Rxx+=vrmpybu (Rss, Rtt) 576
- vrmpyh**
 Rdd=vrmpyh (Rss, Rtt) 587
 Rxx+=vrmpyh (Rss, Rtt) 587
- vrmpyweh**
 Rdd=vrmpyweh (Rss, Rtt) [:<<1] 563
 Rxx+=vrmpyweh (Rss, Rtt) [:<<1] 563
- vrmpywoh**
 Rdd=vrmpywoh (Rss, Rtt) [:<<1] 563
 Rxx+=vrmpywoh (Rss, Rtt) [:<<1] 563
- vrndwh**
 Rd=vrndwh (Rss) 600
 Rd=vrndwh (Rss) :sat 600
- vrsadub**
 Rdd=vrsadub (Rss, Rtt) 456
 Rxx+=vrsadub (Rss, Rtt) 456
- vsathb**
 Rd=vsathb (Rs) 603
 Rd=vsathb (Rss) 603
 Rdd=vsathb (Rss) 605
- vsathub**
 Rd=vsathub (Rs) 603
 Rd=vsathub (Rss) 603
 Rdd=vsathub (Rss) 605
- vsatwh**
 Rd=vsatwh (Rss) 603
 Rdd=vsatwh (Rss) 605
- vsatwuh**
 Rd=vsatwuh (Rss) 603
 Rdd=vsatwuh (Rss) 605
- vsplatb**
 Rd=vsplatb (Rs) 609
 Rdd=vsplatb (Rs) 609
- vsplath**
 Rdd=vsplath (Rs) 610

vspliceb
 Rdd=vspliceb(Rss,Rtt,#u3) 611
 Rdd=vspliceb(Rss,Rtt,Pu) 611

vsubb
 Rdd=vsubb(Rss,Rtt) 460

vsubh
 Rd=vsubh(Rt,Rs)[:sat] 185
 Rdd=vsubh(Rtt,Rss)[:sat] 458

vsubub
 Rdd=vsubub(Rtt,Rss)[:sat] 460

vsubuh
 Rd=vsubuh(Rt,Rs):sat 185
 Rdd=vsubuh(Rtt,Rss):sat 458

vsubw
 Rdd=vsubw(Rtt,Rss)[:sat] 461

vsxtbh
 Rdd=vsxtbh(Rs) 612

vsxthw
 Rdd=vsxthw(Rs) 612

vtrunehb
 Rd=vtrunehb(Rss) 614
 Rdd=vtrunehb(Rss,Rtt) 614

vtrunewh
 Rdd=vtrunewh(Rss,Rtt) 614

vtrunohb
 Rd=vtrunohb(Rss) 614
 Rdd=vtrunohb(Rss,Rtt) 614

vtrunowh
 Rdd=vtrunowh(Rss,Rtt) 615

vxaddsubh
 Rdd=vxaddsubh(Rss,Rtt):rnd:>>1:sat 483
 Rdd=vxaddsubh(Rss,Rtt):sat 483

vxaddsubw
 Rdd=vxaddsubw(Rss,Rtt):sat 485

vxsubaddh
 Rdd=vxsubaddh(Rss,Rtt):rnd:>>1:sat 483
 Rdd=vxsubaddh(Rss,Rtt):sat 483

vxsubaddw
 Rdd=vxsubaddw(Rss,Rtt):sat 485

vzxtbh
 Rdd=vzxtbh(Rs) 616

vzxthw
 Rdd=vzxthw(Rs) 616

W

wait
 wait(Rs) 367

X

xor
 if ([!]Pu[.new]) Rd=xor(Rs,Rt) 201
 Pd=xor(Ps,Pt) 221
 Rd=xor(Rs,Rt) 173
 Rdd=xor(Rss,Rtt) 397
 Rx[&|^]=xor(Rs,Rt) 400
 Rxx^=xor(Rss,Rtt) 399

Z

zxtb
 if ([!]Pu[.new]) Rd=zxtb(Rs) 207
 Rd=zxtb(Rs) 187

zxth
 if ([!]Pu[.new]) Rd=zxth(Rs) 207
 Rd=zxth(Rs) 187

Intrinsics Index

A

abs

Rd=abs(Rs)	Word32 Q6_R_abs_R(Word32 Rs)	388
Rd=abs(Rs):sat	Word32 Q6_R_abs_R_sat(Word32 Rs)	388
Rdd=abs(Rss)	Word64 Q6_P_abs_P(Word64 Rss)	387

add

Rd=add(#u6,mpyi(Rs,#U6))	Word32 Q6_R_add_mpyi_IRI(Word32 lu6, Word32 Rs, Word32 IU6)	539
Rd=add(#u6,mpyi(Rs,Rt))	Word32 Q6_R_add_mpyi_IRR(Word32 lu6, Word32 Rs, Word32 Rt)	539
Rd=add(Rs,#s16)	Word32 Q6_R_add_RI(Word32 Rs, Word32 Is16)	171
Rd=add(Rs,add(Ru,#s6))	Word32 Q6_R_add_add_RRI(Word32 Rs, Word32 Ru, Word32 Is6)	389
Rd=add(Rs,Rt)	Word32 Q6_R_add_RR(Word32 Rs, Word32 Rt)	171
Rd=add(Rs,Rt):sat	Word32 Q6_R_add_RR_sat(Word32 Rs, Word32 Rt)	171
Rd=add(Rt.H,Rs.H):<<16	Word32 Q6_R_add_RhRh_s16(Word32 Rt, Word32 Rs)	393
Rd=add(Rt.H,Rs.H):sat:<<16	Word32 Q6_R_add_RhRh_sat_s16(Word32 Rt, Word32 Rs)	393
Rd=add(Rt.H,Rs.L):<<16	Word32 Q6_R_add_RhRI_s16(Word32 Rt, Word32 Rs)	393
Rd=add(Rt.H,Rs.L):sat:<<16	Word32 Q6_R_add_RhRI_sat_s16(Word32 Rt, Word32 Rs)	393
Rd=add(Rt.L,Rs.H)	Word32 Q6_R_add_RIRh(Word32 Rt, Word32 Rs)	393
Rd=add(Rt.L,Rs.H):<<16	Word32 Q6_R_add_RIRh_s16(Word32 Rt, Word32 Rs)	394
Rd=add(Rt.L,Rs.H):sat	Word32 Q6_R_add_RIRh_sat(Word32 Rt, Word32 Rs)	394
Rd=add(Rt.L,Rs.H):sat:<<16	Word32 Q6_R_add_RIRh_sat_s16(Word32 Rt, Word32 Rs)	394
Rd=add(Rt.L,Rs.L)	Word32 Q6_R_add_RIRI(Word32 Rt, Word32 Rs)	394
Rd=add(Rt.L,Rs.L):<<16	Word32 Q6_R_add_RIRI_s16(Word32 Rt, Word32 Rs)	394
Rd=add(Rt.L,Rs.L):sat	Word32 Q6_R_add_RIRI_sat(Word32 Rt, Word32 Rs)	394
Rd=add(Rt.L,Rs.L):sat:<<16	Word32 Q6_R_add_RIRI_sat_s16(Word32 Rt, Word32 Rs)	394
Rd=add(Ru,mpyi(#u6:2,Rs))	Word32 Q6_R_add_mpyi_RIR(Word32 Ru, Word32 lu6_2, Word32 Rs)	539
Rd=add(Ru,mpyi(Rs,#u6))	Word32 Q6_R_add_mpyi_RRI(Word32 Ru, Word32 Rs, Word32 lu6)	539
Rdd=add(Rs,Rtt)	Word64 Q6_P_add_RP(Word32 Rs, Word64 Rtt)	391
Rdd=add(Rss,Rtt)	Word64 Q6_P_add_PP(Word64 Rss, Word64 Rtt)	391
Rdd=add(Rss,Rtt):sat	Word64 Q6_P_add_PP_sat(Word64 Rss, Word64 Rtt)	391
Rx+=add(Rs,#s8)	Word32 Q6_R_addacc_RI(Word32 Rx, Word32 Rs, Word32 Is8)	389
Rx+=add(Rs,Rt)	Word32 Q6_R_addacc_RR(Word32 Rx, Word32 Rs, Word32 Rt)	389
Rx-=add(Rs,#s8)	Word32 Q6_R_addnac_RI(Word32 Rx, Word32 Rs, Word32 Is8)	389
Rx-=add(Rs,Rt)	Word32 Q6_R_addnac_RR(Word32 Rx, Word32 Rs, Word32 Rt)	389
Ry=add(Ru,mpyi(Ry,Rs))	Word32 Q6_R_add_mpyi_RRR(Word32 Ru, Word32 Ry, Word32 Rs)	539

addasl

Rd=addasl(Rt,Rs,#u3)	Word32 Q6_R_addasl_RRI(Word32 Rt, Word32 Rs, Word32 lu3)	645
----------------------	--	-----

all8

Pd=all8(Ps)	Byte Q6_p_all8_p(Byte Ps)	215
-------------	---------------------------	-----

and

Pd=and(Ps,and(Pt,!Pu))	Byte Q6_p_and_and_ppnp(Byte Ps, Byte Pt, Byte Pu)	221
Pd=and(Ps,and(Pt,Pu))	Byte Q6_p_and_and_ppp(Byte Ps, Byte Pt, Byte Pu)	221
Pd=and(Pt,!Ps)	Byte Q6_p_and_pnp(Byte Pt, Byte Ps)	221
Pd=and(Pt,Ps)	Byte Q6_p_and_pp(Byte Pt, Byte Ps)	221
Rd=and(Rs,#s10)	Word32 Q6_R_and_Rl(Word32 Rs, Word32 Is10)	173
Rd=and(Rs,Rt)	Word32 Q6_R_and_RR(Word32 Rs, Word32 Rt)	173
Rd=and(Rt,~Rs)	Word32 Q6_R_and_RnR(Word32 Rt, Word32 Rs)	173
Rdd=and(Rss,Rtt)	Word64 Q6_P_and_PP(Word64 Rss, Word64 Rtt)	397
Rdd=and(Rtt,~Rss)	Word64 Q6_P_and_PnP(Word64 Rtt, Word64 Rss)	397
Rx^=and(Rs,~Rt)	Word32 Q6_R_andxacc_RnR(Word32 Rx, Word32 Rs, Word32 Rt)	400
Rx^=and(Rs,Rt)	Word32 Q6_R_andxacc_RR(Word32 Rx, Word32 Rs, Word32 Rt)	400
Rx&=and(Rs,~Rt)	Word32 Q6_R_andand_RnR(Word32 Rx, Word32 Rs, Word32 Rt)	400
Rx&=and(Rs,Rt)	Word32 Q6_R_andand_RR(Word32 Rx, Word32 Rs, Word32 Rt)	400
Rx =and(Rs,#s10)	Word32 Q6_R_andor_Rl(Word32 Rx, Word32 Rs, Word32 Is10)	400
Rx =and(Rs,~Rt)	Word32 Q6_R_andor_RnR(Word32 Rx, Word32 Rs, Word32 Rt)	400
Rx =and(Rs,Rt)	Word32 Q6_R_andor_RR(Word32 Rx, Word32 Rs, Word32 Rt)	400

any8

Pd=any8(Ps)	Byte Q6_p_any8_p(Byte Ps)	215
-------------	---------------------------	-----

asl

Rd=asl(Rs,#u5)	Word32 Q6_R_asl_Rl(Word32 Rs, Word32 lu5)	640
Rd=asl(Rs,#u5):sat	Word32 Q6_R_asl_Rl_sat(Word32 Rs, Word32 lu5)	652
Rd=asl(Rs,Rt)	Word32 Q6_R_asl_RR(Word32 Rs, Word32 Rt)	654
Rd=asl(Rs,Rt):sat	Word32 Q6_R_asl_RR_sat(Word32 Rs, Word32 Rt)	662
Rdd=asl(Rss,#u6)	Word64 Q6_P_asl_Pl(Word64 Rss, Word32 lu6)	641
Rdd=asl(Rss,Rt)	Word64 Q6_P_asl_PR(Word64 Rss, Word32 Rt)	654
Rx^=asl(Rs,#u5)	Word32 Q6_R_aslxacc_Rl(Word32 Rx, Word32 Rs, Word32 lu5)	647
Rx&=asl(Rs,#u5)	Word32 Q6_R_asland_Rl(Word32 Rx, Word32 Rs, Word32 lu5)	647
Rx&=asl(Rs,Rt)	Word32 Q6_R_asland_RR(Word32 Rx, Word32 Rs, Word32 Rt)	660
Rx+=asl(Rs,#u5)	Word32 Q6_R_aslacc_Rl(Word32 Rx, Word32 Rs, Word32 lu5)	643
Rx+=asl(Rs,Rt)	Word32 Q6_R_aslacc_RR(Word32 Rx, Word32 Rs, Word32 Rt)	657
Rx=add(#u8,asl(Rx,#U5))	Word32 Q6_R_add_asl_IRl(Word32 lu8, Word32 Rx, Word32 IU5)	643
Rx=and(#u8,asl(Rx,#U5))	Word32 Q6_R_and_asl_IRl(Word32 lu8, Word32 Rx, Word32 IU5)	647
Rx-=asl(Rs,#u5)	Word32 Q6_R_aslnac_Rl(Word32 Rx, Word32 Rs, Word32 lu5)	643
Rx-=asl(Rs,Rt)	Word32 Q6_R_aslnac_RR(Word32 Rx, Word32 Rs, Word32 Rt)	657
Rx=or(#u8,asl(Rx,#U5))	Word32 Q6_R_or_asl_IRl(Word32 lu8, Word32 Rx, Word32 IU5)	647
Rx=sub(#u8,asl(Rx,#U5))	Word32 Q6_R_sub_asl_IRl(Word32 lu8, Word32 Rx, Word32 IU5)	643
Rx =asl(Rs,#u5)	Word32 Q6_R_aslor_Rl(Word32 Rx, Word32 Rs, Word32 lu5)	647
Rx =asl(Rs,Rt)	Word32 Q6_R_aslor_RR(Word32 Rx, Word32 Rs, Word32 Rt)	660
Rxx^=asl(Rss,#u6)	Word64 Q6_P_aslxacc_Pl(Word64 Rxx, Word64 Rss, Word32 lu6)	648
Rxx^=asl(Rss,Rt)	Word64 Q6_P_aslxacc_PR(Word64 Rxx, Word64 Rss, Word32 Rt)	660
Rxx&=asl(Rss,#u6)	Word64 Q6_P_asland_Pl(Word64 Rxx, Word64 Rss, Word32 lu6)	647
Rxx&=asl(Rss,Rt)	Word64 Q6_P_asland_PR(Word64 Rxx, Word64 Rss, Word32 Rt)	660
Rxx+=asl(Rss,#u6)	Word64 Q6_P_aslacc_Pl(Word64 Rxx, Word64 Rss, Word32 lu6)	643
Rxx+=asl(Rss,Rt)	Word64 Q6_P_aslacc_PR(Word64 Rxx, Word64 Rss, Word32 Rt)	657
Rxx-=asl(Rss,#u6)	Word64 Q6_P_aslnac_Pl(Word64 Rxx, Word64 Rss, Word32 lu6)	643
Rxx-=asl(Rss,Rt)	Word64 Q6_P_aslnac_PR(Word64 Rxx, Word64 Rss, Word32 Rt)	657
Rxx =asl(Rss,#u6)	Word64 Q6_P_aslor_Pl(Word64 Rxx, Word64 Rss, Word32 lu6)	648
Rxx =asl(Rss,Rt)	Word64 Q6_P_aslor_PR(Word64 Rxx, Word64 Rss, Word32 Rt)	661

aslh

Rd=aslh(Rs)	Word32 Q6_R_aslh_R(Word32 Rs)	193
-------------	-------------------------------	-----

asr

Rd=asr(Rs,#u5)	Word32 Q6_R_asr_RI(Word32 Rs, Word32 lu5)	640
Rd=asr(Rs,#u5):rnd	Word32 Q6_R_asr_RI_rnd(Word32 Rs, Word32 lu5)	651
Rd=asr(Rs,Rt)	Word32 Q6_R_asr_RR(Word32 Rs, Word32 Rt)	654
Rd=asr(Rs,Rt):sat	Word32 Q6_R_asr_RR_sat(Word32 Rs, Word32 Rt)	662
Rdd=asr(Rss,#u6)	Word64 Q6_P_asr_PI(Word64 Rss, Word32 lu6)	641
Rdd=asr(Rss,#u6):rnd	Word64 Q6_P_asr_PI_rnd(Word64 Rss, Word32 lu6)	651
Rdd=asr(Rss,Rt)	Word64 Q6_P_asr_PR(Word64 Rss, Word32 Rt)	654
Rx&=asr(Rs,#u5)	Word32 Q6_R_asrand_RI(Word32 Rx, Word32 Rs, Word32 lu5)	647
Rx&=asr(Rs,Rt)	Word32 Q6_R_asrand_RR(Word32 Rx, Word32 Rs, Word32 Rt)	660
Rx+=asr(Rs,#u5)	Word32 Q6_R_asracc_RI(Word32 Rx, Word32 Rs, Word32 lu5)	643
Rx+=asr(Rs,Rt)	Word32 Q6_R_asracc_RR(Word32 Rx, Word32 Rs, Word32 Rt)	657
Rx-=asr(Rs,#u5)	Word32 Q6_R_asrnac_RI(Word32 Rx, Word32 Rs, Word32 lu5)	643
Rx-=asr(Rs,Rt)	Word32 Q6_R_asrnac_RR(Word32 Rx, Word32 Rs, Word32 Rt)	657
Rx =asr(Rs,#u5)	Word32 Q6_R_asror_RI(Word32 Rx, Word32 Rs, Word32 lu5)	647
Rx =asr(Rs,Rt)	Word32 Q6_R_asror_RR(Word32 Rx, Word32 Rs, Word32 Rt)	660
Rxx^=asr(Rss,Rt)	Word64 Q6_P_asrxacc_PR(Word64 Rxx, Word64 Rss, Word32 Rt)	660
Rxx&=asr(Rss,#u6)	Word64 Q6_P_asrand_PI(Word64 Rxx, Word64 Rss, Word32 lu6)	647
Rxx&=asr(Rss,Rt)	Word64 Q6_P_asrand_PR(Word64 Rxx, Word64 Rss, Word32 Rt)	660
Rxx+=asr(Rss,#u6)	Word64 Q6_P_asracc_PI(Word64 Rxx, Word64 Rss, Word32 lu6)	643
Rxx+=asr(Rss,Rt)	Word64 Q6_P_asracc_PR(Word64 Rxx, Word64 Rss, Word32 Rt)	657
Rxx-=asr(Rss,#u6)	Word64 Q6_P_asrnac_PI(Word64 Rxx, Word64 Rss, Word32 lu6)	643
Rxx-=asr(Rss,Rt)	Word64 Q6_P_asrnac_PR(Word64 Rxx, Word64 Rss, Word32 Rt)	657
Rxx =asr(Rss,#u6)	Word64 Q6_P_asror_PI(Word64 Rxx, Word64 Rss, Word32 lu6)	648
Rxx =asr(Rss,Rt)	Word64 Q6_P_asror_PR(Word64 Rxx, Word64 Rss, Word32 Rt)	661

asrh

Rd=asrh(Rs)	Word32 Q6_R_asrh_R(Word32 Rs)	193
-------------	-------------------------------	-----

asrrnd

Rd=asrrnd(Rs,#u5)	Word32 Q6_R_asrrnd_RI(Word32 Rs, Word32 lu5)	651
Rdd=asrrnd(Rss,#u6)	Word64 Q6_P_asrrnd_PI(Word64 Rss, Word32 lu6)	651

B**bitsclr**

Pd=!bitsclr(Rs,#u6)	Byte Q6_p_not_bitsclr_RI(Word32 Rs, Word32 lu6)	625
Pd=!bitsclr(Rs,Rt)	Byte Q6_p_not_bitsclr_RR(Word32 Rs, Word32 Rt)	625
Pd=bitsclr(Rs,#u6)	Byte Q6_p_bitsclr_RI(Word32 Rs, Word32 lu6)	625
Pd=bitsclr(Rs,Rt)	Byte Q6_p_bitsclr_RR(Word32 Rs, Word32 Rt)	625

bitsplit

Rdd=bitsplit(Rs,#u5)	Word64 Q6_P_bitsplit_RI(Word32 Rs, Word32 lu5)	477
Rdd=bitsplit(Rs,Rt)	Word64 Q6_P_bitsplit_RR(Word32 Rs, Word32 Rt)	477

bitsset

Pd=!bitsset(Rs,Rt)	Byte Q6_p_not_bitsset_RR(Word32 Rs, Word32 Rt)	625
Pd=bitsset(Rs,Rt)	Byte Q6_p_bitsset_RR(Word32 Rs, Word32 Rt)	625

boundscheck

Pd=boundscheck(Rs,Rtt)	Byte Q6_p_boundscheck_RP(Word32 Rs, Word64 Rtt)	618
------------------------	---	-----

brev

Rd=brev(Rs)	Word32 Q6_R_brev_R(Word32 Rs)	474
-------------	-------------------------------	-----

Rdd=brev(Rss)	Word64 Q6_P_brev_P(Word64 Rss)	474
C		
cl0		
Rd=cl0(Rs)	Word32 Q6_R_cl0_R(Word32 Rs)	463
Rd=cl0(Rss)	Word32 Q6_R_cl0_P(Word64 Rss)	463
cl1		
Rd=cl1(Rs)	Word32 Q6_R_cl1_R(Word32 Rs)	463
Rd=cl1(Rss)	Word32 Q6_R_cl1_P(Word64 Rss)	463
clb		
Rd=add(clb(Rs),#s6)	Word32 Q6_R_add_clb_RI(Word32 Rs, Word32 Is6)	463
Rd=add(clb(Rss),#s6)	Word32 Q6_R_add_clb_PI(Word64 Rss, Word32 Is6)	463
Rd=clb(Rs)	Word32 Q6_R_clb_R(Word32 Rs)	463
Rd=clb(Rss)	Word32 Q6_R_clb_P(Word64 Rss)	463
clip		
Rd=clip(Rs,#u5)	Word32 Q6_R_clip_RI(Word32 Rs, Word32 lu5)	396
clrbit		
Rd=clrbit(Rs,#u5)	Word32 Q6_R_clrbit_RI(Word32 Rs, Word32 lu5)	475
Rd=clrbit(Rs,Rt)	Word32 Q6_R_clrbit_RR(Word32 Rs, Word32 Rt)	475
cmp.eq		
Pd=!cmp.eq(Rs,#s10)	Byte Q6_p_not_cmp_eq_RI(Word32 Rs, Word32 Is10)	209
Pd=!cmp.eq(Rs,Rt)	Byte Q6_p_not_cmp_eq_RR(Word32 Rs, Word32 Rt)	209
Pd=cmp.eq(Rs,#s10)	Byte Q6_p_cmp_eq_RI(Word32 Rs, Word32 Is10)	209
Pd=cmp.eq(Rs,Rt)	Byte Q6_p_cmp_eq_RR(Word32 Rs, Word32 Rt)	209
Pd=cmp.eq(Rss,Rtt)	Byte Q6_p_cmp_eq_PP(Word64 Rss, Word64 Rtt)	624
Rd=!cmp.eq(Rs,#s8)	Word32 Q6_R_not_cmp_eq_RI(Word32 Rs, Word32 Is8)	211
Rd=!cmp.eq(Rs,Rt)	Word32 Q6_R_not_cmp_eq_RR(Word32 Rs, Word32 Rt)	211
Rd=cmp.eq(Rs,#s8)	Word32 Q6_R_cmp_eq_RI(Word32 Rs, Word32 Is8)	211
Rd=cmp.eq(Rs,Rt)	Word32 Q6_R_cmp_eq_RR(Word32 Rs, Word32 Rt)	211
cmp.ge		
Pd=cmp.ge(Rs,#s8)	Byte Q6_p_cmp_ge_RI(Word32 Rs, Word32 Is8)	209
cmp.geu		
Pd=cmp.geu(Rs,#u8)	Byte Q6_p_cmp_geu_RI(Word32 Rs, Word32 lu8)	209
cmp.gt		
Pd=!cmp.gt(Rs,#s10)	Byte Q6_p_not_cmp_gt_RI(Word32 Rs, Word32 Is10)	209
Pd=!cmp.gt(Rs,Rt)	Byte Q6_p_not_cmp_gt_RR(Word32 Rs, Word32 Rt)	209
Pd=cmp.gt(Rs,#s10)	Byte Q6_p_cmp_gt_RI(Word32 Rs, Word32 Is10)	209
Pd=cmp.gt(Rs,Rt)	Byte Q6_p_cmp_gt_RR(Word32 Rs, Word32 Rt)	210
Pd=cmp.gt(Rss,Rtt)	Byte Q6_p_cmp_gt_PP(Word64 Rss, Word64 Rtt)	624
cmp.gtu		
Pd=!cmp.gtu(Rs,#u9)	Byte Q6_p_not_cmp_gtu_RI(Word32 Rs, Word32 lu9)	209
Pd=!cmp.gtu(Rs,Rt)	Byte Q6_p_not_cmp_gtu_RR(Word32 Rs, Word32 Rt)	209
Pd=cmp.gtu(Rs,#u9)	Byte Q6_p_cmp_gtu_RI(Word32 Rs, Word32 lu9)	210
Pd=cmp.gtu(Rs,Rt)	Byte Q6_p_cmp_gtu_RR(Word32 Rs, Word32 Rt)	210

Pd=cmp.gtu(Rss,Rtt)	Byte Q6_p_cmp_gtu_PP(Word64 Rss, Word64 Rtt)	624
cmp.lt		
Pd=cmp.lt(Rs,Rt)	Byte Q6_p_cmp_lt_RR(Word32 Rs, Word32 Rt)	210
cmp.ltu		
Pd=cmp.ltu(Rs,Rt)	Byte Q6_p_cmp_ltu_RR(Word32 Rs, Word32 Rt)	210
cmpb.eq		
Pd=cmpb.eq(Rs,#u8)	Byte Q6_p_cmpb_eq_RI(Word32 Rs, Word32 lu8)	620
Pd=cmpb.eq(Rs,Rt)	Byte Q6_p_cmpb_eq_RR(Word32 Rs, Word32 Rt)	620
cmpb.gt		
Pd=cmpb.gt(Rs,#s8)	Byte Q6_p_cmpb_gt_RI(Word32 Rs, Word32 ls8)	620
Pd=cmpb.gt(Rs,Rt)	Byte Q6_p_cmpb_gt_RR(Word32 Rs, Word32 Rt)	620
cmpb.gtu		
Pd=cmpb.gtu(Rs,#u7)	Byte Q6_p_cmpb_gtu_RI(Word32 Rs, Word32 lu7)	620
Pd=cmpb.gtu(Rs,Rt)	Byte Q6_p_cmpb_gtu_RR(Word32 Rs, Word32 Rt)	620
cmph.eq		
Pd=cmph.eq(Rs,#s8)	Byte Q6_p_cmph_eq_RI(Word32 Rs, Word32 ls8)	622
Pd=cmph.eq(Rs,Rt)	Byte Q6_p_cmph_eq_RR(Word32 Rs, Word32 Rt)	622
cmph.gt		
Pd=cmph.gt(Rs,#s8)	Byte Q6_p_cmph_gt_RI(Word32 Rs, Word32 ls8)	622
Pd=cmph.gt(Rs,Rt)	Byte Q6_p_cmph_gt_RR(Word32 Rs, Word32 Rt)	622
cmph.gtu		
Pd=cmph.gtu(Rs,#u7)	Byte Q6_p_cmph_gtu_RI(Word32 Rs, Word32 lu7)	622
Pd=cmph.gtu(Rs,Rt)	Byte Q6_p_cmph_gtu_RR(Word32 Rs, Word32 Rt)	622
cmpy		
Rd=cmpy(Rs,Rt):<<1:rnd:sat	Word32 Q6_R_cmpy_RR_s1_rnd_sat(Word32 Rs, Word32 Rt)	493
Rd=cmpy(Rs,Rt):rnd:sat	Word32 Q6_R_cmpy_RR_rnd_sat(Word32 Rs, Word32 Rt)	493
Rd=cmpy(Rs,Rt*):<<1:rnd:sat	Word32 Q6_R_cmpy_RR_conj_s1_rnd_sat(Word32 Rs, Word32 Rt)	493
Rd=cmpy(Rs,Rt*):rnd:sat	Word32 Q6_R_cmpy_RR_conj_rnd_sat(Word32 Rs, Word32 Rt)	493
Rdd=cmpy(Rs,Rt):<<1:sat	Word64 Q6_P_cmpy_RR_s1_sat(Word32 Rs, Word32 Rt)	488
Rdd=cmpy(Rs,Rt):sat	Word64 Q6_P_cmpy_RR_sat(Word32 Rs, Word32 Rt)	488
Rdd=cmpy(Rs,Rt*):<<1:sat	Word64 Q6_P_cmpy_RR_conj_s1_sat(Word32 Rs, Word32 Rt)	488
Rdd=cmpy(Rs,Rt*):sat	Word64 Q6_P_cmpy_RR_conj_sat(Word32 Rs, Word32 Rt)	488
Rxx+=cmpy(Rs,Rt):<<1:sat	Word64 Q6_P_cmpyacc_RR_s1_sat(Word64 Rxx, Word32 Rs, Word32 Rt)	488
Rxx+=cmpy(Rs,Rt):sat	Word64 Q6_P_cmpyacc_RR_sat(Word64 Rxx, Word32 Rs, Word32 Rt)	488
Rxx+=cmpy(Rs,Rt*):<<1:sat	Word64 Q6_P_cmpyacc_RR_conj_s1_sat(Word64 Rxx, Word32 Rs, Word32 Rt)	488
Rxx+=cmpy(Rs,Rt*):sat	Word64 Q6_P_cmpyacc_RR_conj_sat(Word64 Rxx, Word32 Rs, Word32 Rt)	489
Rxx-=cmpy(Rs,Rt):<<1:sat	Word64 Q6_P_cmpynac_RR_s1_sat(Word64 Rxx, Word32 Rs, Word32 Rt)	489
Rxx-=cmpy(Rs,Rt):sat	Word64 Q6_P_cmpynac_RR_sat(Word64 Rxx, Word32 Rs, Word32 Rt)	489
Rxx-=cmpy(Rs,Rt*):<<1:sat	Word64 Q6_P_cmpynac_RR_conj_s1_sat(Word64 Rxx, Word32 Rs, Word32 Rt)	489
Rxx-=cmpy(Rs,Rt*):sat	Word64 Q6_P_cmpynac_RR_conj_sat(Word64 Rxx, Word32 Rs, Word32 Rt)	489
cmpyi		
Rdd=cmpyi(Rs,Rt)	Word64 Q6_P_cmpyi_RR(Word32 Rs, Word32 Rt)	490
Rxx+=cmpyi(Rs,Rt)	Word64 Q6_P_cmpyiacc_RR(Word64 Rxx, Word32 Rs, Word32 Rt)	490

cmpyiw

Rd=cmpyiw(Rss,Rtt):<<1:rnd:sat	Word32 Q6_R_cmpyiw_PP_s1_rnd_sat(Word64 Rss, Word64 Rtt)	498
Rd=cmpyiw(Rss,Rtt):<<1:sat	Word32 Q6_R_cmpyiw_PP_s1_sat(Word64 Rss, Word64 Rtt)	498
Rd=cmpyiw(Rss,Rtt*):<<1:rnd:sat	Word32 Q6_R_cmpyiw_PP_conj_s1_rnd_sat(Word64 Rss, Word64 Rtt)	498
Rd=cmpyiw(Rss,Rtt*):<<1:sat	Word32 Q6_R_cmpyiw_PP_conj_s1_sat(Word64 Rss, Word64 Rtt)	498
Rdd=cmpyiw(Rss,Rtt)	Word64 Q6_P_cmpyiw_PP(Word64 Rss, Word64 Rtt)	498
Rdd=cmpyiw(Rss,Rtt*)	Word64 Q6_P_cmpyiw_PP_conj(Word64 Rss, Word64 Rtt)	498
Rxx+=cmpyiw(Rss,Rtt)	Word64 Q6_P_cmpyiwacc_PP(Word64 Rxx, Word64 Rss, Word64 Rtt)	498
Rxx+=cmpyiw(Rss,Rtt*)	Word64 Q6_P_cmpyiwacc_PP_conj(Word64 Rxx, Word64 Rss, Word64 Rtt)	498

cmpyiwH

Rd=cmpyiwH(Rss,Rt):<<1:rnd:sat	Word32 Q6_R_cmpyiwH_PR_s1_rnd_sat(Word64 Rss, Word32 Rt)	495
Rd=cmpyiwH(Rss,Rt*):<<1:rnd:sat	Word32 Q6_R_cmpyiwH_PR_conj_s1_rnd_sat(Word64 Rss, Word32 Rt)	495

cmpyr

Rdd=cmpyr(Rs,Rt)	Word64 Q6_P_cmpyr_RR(Word32 Rs, Word32 Rt)	490
Rxx+=cmpyr(Rs,Rt)	Word64 Q6_P_cmpyracc_RR(Word64 Rxx, Word32 Rs, Word32 Rt)	490

cmpyrw

Rd=cmpyrw(Rss,Rtt):<<1:rnd:sat	Word32 Q6_R_cmpyrw_PP_s1_rnd_sat(Word64 Rss, Word64 Rtt)	498
Rd=cmpyrw(Rss,Rtt):<<1:sat	Word32 Q6_R_cmpyrw_PP_s1_sat(Word64 Rss, Word64 Rtt)	498
Rd=cmpyrw(Rss,Rtt*):<<1:rnd:sat	Word32 Q6_R_cmpyrw_PP_conj_s1_rnd_sat(Word64 Rss, Word64 Rtt)	498
Rd=cmpyrw(Rss,Rtt*):<<1:sat	Word32 Q6_R_cmpyrw_PP_conj_s1_sat(Word64 Rss, Word64 Rtt)	498
Rdd=cmpyrw(Rss,Rtt)	Word64 Q6_P_cmpyrw_PP(Word64 Rss, Word64 Rtt)	498
Rdd=cmpyrw(Rss,Rtt*)	Word64 Q6_P_cmpyrw_PP_conj(Word64 Rss, Word64 Rtt)	498
Rxx+=cmpyrw(Rss,Rtt)	Word64 Q6_P_cmpyrwacc_PP(Word64 Rxx, Word64 Rss, Word64 Rtt)	498
Rxx+=cmpyrw(Rss,Rtt*)	Word64 Q6_P_cmpyrwacc_PP_conj(Word64 Rxx, Word64 Rss, Word64 Rtt)	498

cmpyrwh

Rd=cmpyrwh(Rss,Rt):<<1:rnd:sat	Word32 Q6_R_cmpyrwh_PR_s1_rnd_sat(Word64 Rss, Word32 Rt)	495
Rd=cmpyrwh(Rss,Rt*):<<1:rnd:sat	Word32 Q6_R_cmpyrwh_PR_conj_s1_rnd_sat(Word64 Rss, Word32 Rt)	495

combine

Rd=combine(Rt.H,Rs.H)	Word32 Q6_R_combine_RhRh(Word32 Rt, Word32 Rs)	189
Rd=combine(Rt.H,Rs.L)	Word32 Q6_R_combine_RhRl(Word32 Rt, Word32 Rs)	189
Rd=combine(Rt.L,Rs.H)	Word32 Q6_R_combine_RlRh(Word32 Rt, Word32 Rs)	189
Rd=combine(Rt.L,Rs.L)	Word32 Q6_R_combine_RlRl(Word32 Rt, Word32 Rs)	189
Rdd=combine(#s8,#S8)	Word64 Q6_P_combine_II(Word32 Is8, Word32 IS8)	189
Rdd=combine(#s8,Rs)	Word64 Q6_P_combine_IR(Word32 Is8, Word32 Rs)	189
Rdd=combine(Rs,#s8)	Word64 Q6_P_combine_RI(Word32 Rs, Word32 Is8)	189
Rdd=combine(Rs,Rt)	Word64 Q6_P_combine_RR(Word32 Rs, Word32 Rt)	189

convert_d2df

Rdd=convert_d2df(Rss)	Word64 Q6_P_convert_d2df_P(Word64 Rss)	522
-----------------------	--	-----

convert_d2sf

Rd=convert_d2sf(Rss)	Word32 Q6_R_convert_d2sf_P(Word64 Rss)	522
----------------------	--	-----

convert_df2d

Rdd=convert_df2d(Rss)	Word64 Q6_P_convert_df2d_P(Word64 Rss)	525
Rdd=convert_df2d(Rss):chop	Word64 Q6_P_convert_df2d_P_chop(Word64 Rss)	525

convert_df2sf

Rd=convert_df2sf(Rss)	Word32 Q6_R_convert_df2sf_P(Word64 Rss)	521
-----------------------	---	-----

convert_df2ud		
Rdd=convert_df2ud(Rss)	Word64 Q6_P_convert_df2ud_P(Word64 Rss)	525
Rdd=convert_df2ud(Rss):chop	Word64 Q6_P_convert_df2ud_P_chop(Word64 Rss)	525
convert_df2uw		
Rd=convert_df2uw(Rss)	Word32 Q6_R_convert_df2uw_P(Word64 Rss)	524
Rd=convert_df2uw(Rss):chop	Word32 Q6_R_convert_df2uw_P_chop(Word64 Rss)	524
convert_df2w		
Rd=convert_df2w(Rss)	Word32 Q6_R_convert_df2w_P(Word64 Rss)	524
Rd=convert_df2w(Rss):chop	Word32 Q6_R_convert_df2w_P_chop(Word64 Rss)	524
convert_sf2d		
Rdd=convert_sf2d(Rs)	Word64 Q6_P_convert_sf2d_R(Word32 Rs)	525
Rdd=convert_sf2d(Rs):chop	Word64 Q6_P_convert_sf2d_R_chop(Word32 Rs)	525
convert_sf2df		
Rdd=convert_sf2df(Rs)	Word64 Q6_P_convert_sf2df_R(Word32 Rs)	521
convert_sf2ud		
Rdd=convert_sf2ud(Rs)	Word64 Q6_P_convert_sf2ud_R(Word32 Rs)	525
Rdd=convert_sf2ud(Rs):chop	Word64 Q6_P_convert_sf2ud_R_chop(Word32 Rs)	525
convert_sf2uw		
Rd=convert_sf2uw(Rs)	Word32 Q6_R_convert_sf2uw_R(Word32 Rs)	524
Rd=convert_sf2uw(Rs):chop	Word32 Q6_R_convert_sf2uw_R_chop(Word32 Rs)	524
convert_sf2w		
Rd=convert_sf2w(Rs)	Word32 Q6_R_convert_sf2w_R(Word32 Rs)	525
Rd=convert_sf2w(Rs):chop	Word32 Q6_R_convert_sf2w_R_chop(Word32 Rs)	525
convert_ud2df		
Rdd=convert_ud2df(Rss)	Word64 Q6_P_convert_ud2df_P(Word64 Rss)	522
convert_ud2sf		
Rd=convert_ud2sf(Rss)	Word32 Q6_R_convert_ud2sf_P(Word64 Rss)	522
convert_uw2df		
Rdd=convert_uw2df(Rs)	Word64 Q6_P_convert_uw2df_R(Word32 Rs)	522
convert_uw2sf		
Rd=convert_uw2sf(Rs)	Word32 Q6_R_convert_uw2sf_R(Word32 Rs)	522
convert_w2df		
Rdd=convert_w2df(Rs)	Word64 Q6_P_convert_w2df_R(Word32 Rs)	522
convert_w2sf		
Rd=convert_w2sf(Rs)	Word32 Q6_R_convert_w2sf_R(Word32 Rs)	522
cround		
Rd=cround(Rs,#u5)	Word32 Q6_R_cround_RI(Word32 Rs, Word32 lu5)	409
Rd=cround(Rs,Rt)	Word32 Q6_R_cround_RR(Word32 Rs, Word32 Rt)	409
Rdd=cround(Rss,#u6)	Word64 Q6_P_cround_PI(Word64 Rss, Word32 lu6)	409
Rdd=cround(Rss,Rt)	Word64 Q6_P_cround_PR(Word64 Rss, Word32 Rt)	409

ct0		
Rd=ct0(Rs)	Word32 Q6_R_ct0_R(Word32 Rs)	465
Rd=ct0(Rss)	Word32 Q6_R_ct0_P(Word64 Rss)	465
ct1		
Rd=ct1(Rs)	Word32 Q6_R_ct1_R(Word32 Rs)	465
Rd=ct1(Rss)	Word32 Q6_R_ct1_P(Word64 Rss)	465
D		
dccleana		
dccleana(Rs)	void Q6_dccleana_A(Address a)	375
dccleaninva		
dccleaninva(Rs)	void Q6_dccleaninva_A(Address a)	375
dcfetch		
dcfetch(Rs)	void Q6_dcfetch_A(Address a)	374
dcinva		
dcinva(Rs)	void Q6_dcinva_A(Address a)	375
dczeroa		
dczeroa(Rs)	void Q6_dczeroa_A(Address a)	371
deinterleave		
Rdd=deinterleave(Rss)	Word64 Q6_P_deinterleave_P(Word64 Rss)	471
dfadd		
Rdd=dfadd(Rss,Rtt)	Word64 Q6_P_dfadd_PP(Word64 Rss, Word64 Rtt)	517
dfclass		
Pd=dfclass(Rss,#u5)	Byte Q6_p_dfclass_Pl(Word64 Rss, Word32 lu5)	518
dfcmp.eq		
Pd=dfcmp.eq(Rss,Rtt)	Byte Q6_p_dfcmp_eq_PP(Word64 Rss, Word64 Rtt)	519
dfcmp.ge		
Pd=dfcmp.ge(Rss,Rtt)	Byte Q6_p_dfcmp_ge_PP(Word64 Rss, Word64 Rtt)	519
dfcmp.gt		
Pd=dfcmp.gt(Rss,Rtt)	Byte Q6_p_dfcmp_gt_PP(Word64 Rss, Word64 Rtt)	519
dfcmp.uo		
Pd=dfcmp.uo(Rss,Rtt)	Byte Q6_p_dfcmp_uo_PP(Word64 Rss, Word64 Rtt)	519
dfmake		
Rdd=dfmake(#u10):neg	Word64 Q6_P_dfmake_I_neg(Word32 lu10)	532
Rdd=dfmake(#u10):pos	Word64 Q6_P_dfmake_I_pos(Word32 lu10)	532
dfsub		
Rdd=dfsub(Rss,Rtt)	Word64 Q6_P_dfsub_PP(Word64 Rss, Word64 Rtt)	537

E**extract**

Rd=extract(Rs,#u5,#U5)	Word32 Q6_R_extract_RII(Word32 Rs, Word32 lu5, Word32 IU5)	467
Rd=extract(Rs,Rtt)	Word32 Q6_R_extract_RP(Word32 Rs, Word64 Rtt)	467
Rdd=extract(Rss,#u6,#U6)	Word64 Q6_P_extract_PII(Word64 Rss, Word32 lu6, Word32 IU6)	467
Rdd=extract(Rss,Rtt)	Word64 Q6_P_extract_PP(Word64 Rss, Word64 Rtt)	467

extractu

Rd=extractu(Rs,#u5,#U5)	Word32 Q6_R_extractu_RII(Word32 Rs, Word32 lu5, Word32 IU5)	467
Rd=extractu(Rs,Rtt)	Word32 Q6_R_extractu_RP(Word32 Rs, Word64 Rtt)	467
Rdd=extractu(Rss,#u6,#U6)	Word64 Q6_P_extractu_PII(Word64 Rss, Word32 lu6, Word32 IU6)	467
Rdd=extractu(Rss,Rtt)	Word64 Q6_P_extractu_PP(Word64 Rss, Word64 Rtt)	467

F**fastcorner9**

Pd=!fastcorner9(Ps,Pt)	Byte Q6_p_not_fastcorner9_pp(Byte Ps, Byte Pt)	214
Pd=fastcorner9(Ps,Pt)	Byte Q6_p_fastcorner9_pp(Byte Ps, Byte Pt)	214

I**insert**

Rx=insert(Rs,#u5,#U5)	Word32 Q6_R_insert_RII(Word32 Rx, Word32 Rs, Word32 lu5, Word32 IU5)	470
Rx=insert(Rs,Rtt)	Word32 Q6_R_insert_RP(Word32 Rx, Word32 Rs, Word64 Rtt)	470
Rxx=insert(Rss,#u6,#U6)	Word64 Q6_P_insert_PII(Word64 Rxx, Word64 Rss, Word32 lu6, Word32 IU6)	470
Rxx=insert(Rss,Rtt)	Word64 Q6_P_insert_PP(Word64 Rxx, Word64 Rss, Word64 Rtt)	470

interleave

Rdd=interleave(Rss)	Word64 Q6_P_interleave_P(Word64 Rss)	471
---------------------	--------------------------------------	-----

L**l2fetch**

l2fetch(Rs,Rt)	void Q6_l2fetch_AR(Address a, Word32 Rt)	381
l2fetch(Rs,Rtt)	void Q6_l2fetch_AP(Address a, Word64 Rtt)	381

lfs

Rdd=lfs(Rss,Rtt)	Word64 Q6_P_lfs_PP(Word64 Rss, Word64 Rtt)	472
------------------	--	-----

lsl

Rd=lsl(#s6,Rt)	Word32 Q6_R_lsl_IR(Word32 ls6, Word32 Rt)	654
Rd=lsl(Rs,Rt)	Word32 Q6_R_lsl_RR(Word32 Rs, Word32 Rt)	654
Rdd=lsl(Rss,Rt)	Word64 Q6_P_lsl_PR(Word64 Rss, Word32 Rt)	654
Rx&=lsl(Rs,Rt)	Word32 Q6_R_lsland_RR(Word32 Rx, Word32 Rs, Word32 Rt)	660
Rx+=lsl(Rs,Rt)	Word32 Q6_R_lslacc_RR(Word32 Rx, Word32 Rs, Word32 Rt)	657
Rx-=lsl(Rs,Rt)	Word32 Q6_R_lslnac_RR(Word32 Rx, Word32 Rs, Word32 Rt)	657
Rx =lsl(Rs,Rt)	Word32 Q6_R_lslor_RR(Word32 Rx, Word32 Rs, Word32 Rt)	660
Rxx^=lsl(Rss,Rt)	Word64 Q6_P_lslxacc_PR(Word64 Rxx, Word64 Rss, Word32 Rt)	660
Rxx&=lsl(Rss,Rt)	Word64 Q6_P_lsland_PR(Word64 Rxx, Word64 Rss, Word32 Rt)	660
Rxx+=lsl(Rss,Rt)	Word64 Q6_P_lslacc_PR(Word64 Rxx, Word64 Rss, Word32 Rt)	657
Rxx-=lsl(Rss,Rt)	Word64 Q6_P_lslnac_PR(Word64 Rxx, Word64 Rss, Word32 Rt)	657
Rxx =lsl(Rss,Rt)	Word64 Q6_P_lslor_PR(Word64 Rxx, Word64 Rss, Word32 Rt)	661

Isr

Rd=Isr(Rs,#u5)	Word32 Q6_R_Isr_RI(Word32 Rs, Word32 Iu5)	640
Rd=Isr(Rs,Rt)	Word32 Q6_R_Isr_RR(Word32 Rs, Word32 Rt)	654
Rdd=Isr(Rss,#u6)	Word64 Q6_P_Isr_PI(Word64 Rss, Word32 Iu6)	641
Rdd=Isr(Rss,Rt)	Word64 Q6_P_Isr_PR(Word64 Rss, Word32 Rt)	654
Rx^=Isr(Rs,#u5)	Word32 Q6_R_Isrxacc_RI(Word32 Rx, Word32 Rs, Word32 Iu5)	647
Rx&=Isr(Rs,#u5)	Word32 Q6_R_Isrand_RI(Word32 Rx, Word32 Rs, Word32 Iu5)	647
Rx&=Isr(Rs,Rt)	Word32 Q6_R_Isrand_RR(Word32 Rx, Word32 Rs, Word32 Rt)	660
Rx+=Isr(Rs,#u5)	Word32 Q6_R_Isracc_RI(Word32 Rx, Word32 Rs, Word32 Iu5)	643
Rx+=Isr(Rs,Rt)	Word32 Q6_R_Isracc_RR(Word32 Rx, Word32 Rs, Word32 Rt)	657
Rx=add(#u8,Isr(Rx,#U5))	Word32 Q6_R_add_Isr_IRI(Word32 Iu8, Word32 Rx, Word32 IU5)	643
Rx=and(#u8,Isr(Rx,#U5))	Word32 Q6_R_and_Isr_IRI(Word32 Iu8, Word32 Rx, Word32 IU5)	647
Rx-=Isr(Rs,#u5)	Word32 Q6_R_Ismac_RI(Word32 Rx, Word32 Rs, Word32 Iu5)	643
Rx-=Isr(Rs,Rt)	Word32 Q6_R_Ismac_RR(Word32 Rx, Word32 Rs, Word32 Rt)	657
Rx=or(#u8,Isr(Rx,#U5))	Word32 Q6_R_or_Isr_IRI(Word32 Iu8, Word32 Rx, Word32 IU5)	647
Rx=sub(#u8,Isr(Rx,#U5))	Word32 Q6_R_sub_Isr_IRI(Word32 Iu8, Word32 Rx, Word32 IU5)	643
Rx =Isr(Rs,#u5)	Word32 Q6_R_Isror_RI(Word32 Rx, Word32 Rs, Word32 Iu5)	647
Rx =Isr(Rs,Rt)	Word32 Q6_R_Isror_RR(Word32 Rx, Word32 Rs, Word32 Rt)	660
Rxx^=Isr(Rss,#u6)	Word64 Q6_P_Isrxacc_PI(Word64 Rxx, Word64 Rss, Word32 Iu6)	648
Rxx^=Isr(Rss,Rt)	Word64 Q6_P_Isrxacc_PR(Word64 Rxx, Word64 Rss, Word32 Rt)	661
Rxx&=Isr(Rss,#u6)	Word64 Q6_P_Isrand_PI(Word64 Rxx, Word64 Rss, Word32 Iu6)	647
Rxx&=Isr(Rss,Rt)	Word64 Q6_P_Isrand_PR(Word64 Rxx, Word64 Rss, Word32 Rt)	660
Rxx+=Isr(Rss,#u6)	Word64 Q6_P_Isracc_PI(Word64 Rxx, Word64 Rss, Word32 Iu6)	643
Rxx+=Isr(Rss,Rt)	Word64 Q6_P_Isracc_PR(Word64 Rxx, Word64 Rss, Word32 Rt)	657
Rxx-=Isr(Rss,#u6)	Word64 Q6_P_Ismac_PI(Word64 Rxx, Word64 Rss, Word32 Iu6)	643
Rxx-=Isr(Rss,Rt)	Word64 Q6_P_Ismac_PR(Word64 Rxx, Word64 Rss, Word32 Rt)	657
Rxx =Isr(Rss,#u6)	Word64 Q6_P_Isror_PI(Word64 Rxx, Word64 Rss, Word32 Iu6)	648
Rxx =Isr(Rss,Rt)	Word64 Q6_P_Isror_PR(Word64 Rxx, Word64 Rss, Word32 Rt)	661

M**mask**

Rd=mask(#u5,#U5)	Word32 Q6_R_mask_II(Word32 Iu5, Word32 IU5)	639
Rdd=mask(Pt)	Word64 Q6_P_mask_p(Byte Pt)	626

max

Rd=max(Rs,Rt)	Word32 Q6_R_max_RR(Word32 Rs, Word32 Rt)	402
Rdd=max(Rss,Rtt)	Word64 Q6_P_max_PP(Word64 Rss, Word64 Rtt)	403

maxu

Rd=maxu(Rs,Rt)	UWord32 Q6_R_maxu_RR(Word32 Rs, Word32 Rt)	402
Rdd=maxu(Rss,Rtt)	UWord64 Q6_P_maxu_PP(Word64 Rss, Word64 Rtt)	403

memb

memb(Rx++#s4:0:circ(Mu))=Rt	void Q6_memb_IMR_circ(void** StartAddress, Word32 Is4_0, Word32 Mu, Word32 Rt, void* BaseAddress)	311
memb(Rx++l:circ(Mu))=Rt	void Q6_memb_MR_circ(void** StartAddress, Word32 Mu, Word32 Rt, void* BaseAddress)	311
Rd=memb(Rx++#s4:0:circ(Mu))	Word32 Q6_R_memb_IM_circ(void** StartAddress, Word32 Is4_0, Word32 Mu, void* BaseAddress)	245
Rd=memb(Rx++l:circ(Mu))	Word32 Q6_R_memb_M_circ(void** StartAddress, Word32 Mu, void* BaseAddress)	245

memd

memd(Rx++#s4:3:circ(Mu))=Rtt	void Q6_memd_IMP_circ(void** StartAddress, Word32 Is4_3, Word32 Mu, Word64 Rtt, void*
------------------------------	---

	BaseAddress)	307
memd(Rx++l:circ(Mu))=Rtt	void Q6_memd_MP_circ(void** StartAddress, Word32 Mu, Word64 Rtt, void* BaseAddress)	307
Rdd=memd(Rx++#s4:3:circ(Mu))	Word32 Q6_R_memd_IM_circ(void** StartAddress, Word32 Is4_3, Word32 Mu, void* BaseAddress)	241
Rdd=memd(Rx++l:circ(Mu))	Word32 Q6_R_memd_M_circ(void** StartAddress, Word32 Mu, void* BaseAddress)	241
memh		
memh(Rx++#s4:1:circ(Mu))=Rt	void Q6_memh_IMR_circ(void** StartAddress, Word32 Is4_1, Word32 Mu, Word32 Rt, void* BaseAddress)	317
memh(Rx++#s4:1:circ(Mu))=Rt.H	void Q6_memh_IMRh_circ(void** StartAddress, Word32 Is4_1, Word32 Mu, Word32 Rt, void* BaseAddress)	317
memh(Rx++l:circ(Mu))=Rt	void Q6_memh_MR_circ(void** StartAddress, Word32 Mu, Word32 Rt, void* BaseAddress)	317
memh(Rx++l:circ(Mu))=Rt.H	void Q6_memh_MRh_circ(void** StartAddress, Word32 Mu, Word32 Rt, void* BaseAddress)	317
Rd=memh(Rx++#s4:1:circ(Mu))	Word32 Q6_R_memh_IM_circ(void** StartAddress, Word32 Is4_1, Word32 Mu, void* BaseAddress)	255
Rd=memh(Rx++l:circ(Mu))	Word32 Q6_R_memh_M_circ(void** StartAddress, Word32 Mu, void* BaseAddress)	255
memub		
Rd=memub(Rx++#s4:0:circ(Mu))	Word32 Q6_R_memub_IM_circ(void** StartAddress, Word32 Is4_0, Word32 Mu, void* BaseAddress)	259
Rd=memub(Rx++l:circ(Mu))	Word32 Q6_R_memub_M_circ(void** StartAddress, Word32 Mu, void* BaseAddress)	259
memuh		
Rd=memuh(Rx++#s4:1:circ(Mu))	Word32 Q6_R_memuh_IM_circ(void** StartAddress, Word32 Is4_1, Word32 Mu, void* BaseAddress)	263
Rd=memuh(Rx++l:circ(Mu))	Word32 Q6_R_memuh_M_circ(void** StartAddress, Word32 Mu, void* BaseAddress)	263
memw		
memw(Rx++#s4:2:circ(Mu))=Rt	void Q6_memw_IMR_circ(void** StartAddress, Word32 Is4_2, Word32 Mu, Word32 Rt, void* BaseAddress)	322
memw(Rx++l:circ(Mu))=Rt	void Q6_memw_MR_circ(void** StartAddress, Word32 Mu, Word32 Rt, void* BaseAddress)	322
Rd=memw(Rx++#s4:2:circ(Mu))	Word32 Q6_R_memw_IM_circ(void** StartAddress, Word32 Is4_2, Word32 Mu, void* BaseAddress)	267
Rd=memw(Rx++l:circ(Mu))	Word32 Q6_R_memw_M_circ(void** StartAddress, Word32 Mu, void* BaseAddress)	267
min		
Rd=min(Rt,Rs)	Word32 Q6_R_min_RR(Word32 Rt, Word32 Rs)	404
Rdd=min(Rtt,Rss)	Word64 Q6_P_min_PP(Word64 Rtt, Word64 Rss)	405
minu		
Rd=minu(Rt,Rs)	UWord32 Q6_R_minu_RR(Word32 Rt, Word32 Rs)	404
Rdd=minu(Rtt,Rss)	UWord64 Q6_P_minu_PP(Word64 Rtt, Word64 Rss)	405
modwrap		
Rd=modwrap(Rs,Rt)	Word32 Q6_R_modwrap_RR(Word32 Rs, Word32 Rt)	406
mpy		
Rd=mpy(Rs,Rt.H):<<1:rnd:sat	Word32 Q6_R_mpy_RRh_s1_rnd_sat(Word32 Rs, Word32 Rt)	566
Rd=mpy(Rs,Rt.H):<<1:sat	Word32 Q6_R_mpy_RRh_s1_sat(Word32 Rs, Word32 Rt)	566
Rd=mpy(Rs,Rt.L):<<1:rnd:sat	Word32 Q6_R_mpy_RRl_s1_rnd_sat(Word32 Rs, Word32 Rt)	566

Rd=mpy(Rs,Rt.L):<<1:sat	Word32 Q6_R_mpy_RRI_s1_sat(Word32 Rs, Word32 Rt)	566
Rd=mpy(Rs,Rt)	Word32 Q6_R_mpy_RR(Word32 Rs, Word32 Rt)	566
Rd=mpy(Rs,Rt):<<1	Word32 Q6_R_mpy_RR_s1(Word32 Rs, Word32 Rt)	566
Rd=mpy(Rs,Rt):<<1:sat	Word32 Q6_R_mpy_RR_s1_sat(Word32 Rs, Word32 Rt)	566
Rd=mpy(Rs,Rt):rnd	Word32 Q6_R_mpy_RR_rnd(Word32 Rs, Word32 Rt)	566
Rd=mpy(Rs.H,Rt.H)	Word32 Q6_R_mpy_RhRh(Word32 Rs, Word32 Rt)	550
Rd=mpy(Rs.H,Rt.H):<<1	Word32 Q6_R_mpy_RhRh_s1(Word32 Rs, Word32 Rt)	550
Rd=mpy(Rs.H,Rt.H):<<1:rnd	Word32 Q6_R_mpy_RhRh_s1_rnd(Word32 Rs, Word32 Rt)	550
Rd=mpy(Rs.H,Rt.H):<<1:rnd:sat	Word32 Q6_R_mpy_RhRh_s1_rnd_sat(Word32 Rs, Word32 Rt)	550
Rd=mpy(Rs.H,Rt.H):<<1:sat	Word32 Q6_R_mpy_RhRh_s1_sat(Word32 Rs, Word32 Rt)	550
Rd=mpy(Rs.H,Rt.H):rnd	Word32 Q6_R_mpy_RhRh_rnd(Word32 Rs, Word32 Rt)	550
Rd=mpy(Rs.H,Rt.H):rnd:sat	Word32 Q6_R_mpy_RhRh_rnd_sat(Word32 Rs, Word32 Rt)	550
Rd=mpy(Rs.H,Rt.H):sat	Word32 Q6_R_mpy_RhRh_sat(Word32 Rs, Word32 Rt)	550
Rd=mpy(Rs.H,Rt.L)	Word32 Q6_R_mpy_RhRI(Word32 Rs, Word32 Rt)	550
Rd=mpy(Rs.H,Rt.L):<<1	Word32 Q6_R_mpy_RhRI_s1(Word32 Rs, Word32 Rt)	550
Rd=mpy(Rs.H,Rt.L):<<1:rnd	Word32 Q6_R_mpy_RhRI_s1_rnd(Word32 Rs, Word32 Rt)	550
Rd=mpy(Rs.H,Rt.L):<<1:rnd:sat	Word32 Q6_R_mpy_RhRI_s1_rnd_sat(Word32 Rs, Word32 Rt)	550
Rd=mpy(Rs.H,Rt.L):<<1:sat	Word32 Q6_R_mpy_RhRI_s1_sat(Word32 Rs, Word32 Rt)	550
Rd=mpy(Rs.H,Rt.L):rnd	Word32 Q6_R_mpy_RhRI_rnd(Word32 Rs, Word32 Rt)	550
Rd=mpy(Rs.H,Rt.L):rnd:sat	Word32 Q6_R_mpy_RhRI_rnd_sat(Word32 Rs, Word32 Rt)	550
Rd=mpy(Rs.H,Rt.L):sat	Word32 Q6_R_mpy_RhRI_sat(Word32 Rs, Word32 Rt)	550
Rd=mpy(Rs.L,Rt.H)	Word32 Q6_R_mpy_RIRh(Word32 Rs, Word32 Rt)	550
Rd=mpy(Rs.L,Rt.H):<<1	Word32 Q6_R_mpy_RIRh_s1(Word32 Rs, Word32 Rt)	550
Rd=mpy(Rs.L,Rt.H):<<1:rnd	Word32 Q6_R_mpy_RIRh_s1_rnd(Word32 Rs, Word32 Rt)	550
Rd=mpy(Rs.L,Rt.H):<<1:rnd:sat	Word32 Q6_R_mpy_RIRh_s1_rnd_sat(Word32 Rs, Word32 Rt)	550
Rd=mpy(Rs.L,Rt.H):<<1:sat	Word32 Q6_R_mpy_RIRh_s1_sat(Word32 Rs, Word32 Rt)	550
Rd=mpy(Rs.L,Rt.H):rnd	Word32 Q6_R_mpy_RIRh_rnd(Word32 Rs, Word32 Rt)	550
Rd=mpy(Rs.L,Rt.H):rnd:sat	Word32 Q6_R_mpy_RIRh_rnd_sat(Word32 Rs, Word32 Rt)	550
Rd=mpy(Rs.L,Rt.H):sat	Word32 Q6_R_mpy_RIRh_sat(Word32 Rs, Word32 Rt)	550
Rd=mpy(Rs.L,Rt.L)	Word32 Q6_R_mpy_RIRI(Word32 Rs, Word32 Rt)	550
Rd=mpy(Rs.L,Rt.L):<<1	Word32 Q6_R_mpy_RIRI_s1(Word32 Rs, Word32 Rt)	550
Rd=mpy(Rs.L,Rt.L):<<1:rnd	Word32 Q6_R_mpy_RIRI_s1_rnd(Word32 Rs, Word32 Rt)	550
Rd=mpy(Rs.L,Rt.L):<<1:rnd:sat	Word32 Q6_R_mpy_RIRI_s1_rnd_sat(Word32 Rs, Word32 Rt)	550
Rd=mpy(Rs.L,Rt.L):<<1:sat	Word32 Q6_R_mpy_RIRI_s1_sat(Word32 Rs, Word32 Rt)	550
Rd=mpy(Rs.L,Rt.L):rnd	Word32 Q6_R_mpy_RIRI_rnd(Word32 Rs, Word32 Rt)	551
Rd=mpy(Rs.L,Rt.L):rnd:sat	Word32 Q6_R_mpy_RIRI_rnd_sat(Word32 Rs, Word32 Rt)	551
Rd=mpy(Rs.L,Rt.L):sat	Word32 Q6_R_mpy_RIRI_sat(Word32 Rs, Word32 Rt)	551
Rdd=mpy(Rs,Rt)	Word64 Q6_P_mpy_RR(Word32 Rs, Word32 Rt)	568
Rdd=mpy(Rs.H,Rt.H)	Word64 Q6_P_mpy_RhRh(Word32 Rs, Word32 Rt)	551
Rdd=mpy(Rs.H,Rt.H):<<1	Word64 Q6_P_mpy_RhRh_s1(Word32 Rs, Word32 Rt)	551
Rdd=mpy(Rs.H,Rt.H):<<1:rnd	Word64 Q6_P_mpy_RhRh_s1_rnd(Word32 Rs, Word32 Rt)	551
Rdd=mpy(Rs.H,Rt.H):rnd	Word64 Q6_P_mpy_RhRh_rnd(Word32 Rs, Word32 Rt)	551
Rdd=mpy(Rs.H,Rt.L)	Word64 Q6_P_mpy_RhRI(Word32 Rs, Word32 Rt)	551
Rdd=mpy(Rs.H,Rt.L):<<1	Word64 Q6_P_mpy_RhRI_s1(Word32 Rs, Word32 Rt)	551
Rdd=mpy(Rs.H,Rt.L):<<1:rnd	Word64 Q6_P_mpy_RhRI_s1_rnd(Word32 Rs, Word32 Rt)	551
Rdd=mpy(Rs.H,Rt.L):rnd	Word64 Q6_P_mpy_RhRI_rnd(Word32 Rs, Word32 Rt)	551
Rdd=mpy(Rs.L,Rt.H)	Word64 Q6_P_mpy_RIRh(Word32 Rs, Word32 Rt)	551
Rdd=mpy(Rs.L,Rt.H):<<1	Word64 Q6_P_mpy_RIRh_s1(Word32 Rs, Word32 Rt)	551
Rdd=mpy(Rs.L,Rt.H):<<1:rnd	Word64 Q6_P_mpy_RIRh_s1_rnd(Word32 Rs, Word32 Rt)	551
Rdd=mpy(Rs.L,Rt.H):rnd	Word64 Q6_P_mpy_RIRh_rnd(Word32 Rs, Word32 Rt)	551
Rdd=mpy(Rs.L,Rt.L)	Word64 Q6_P_mpy_RIRI(Word32 Rs, Word32 Rt)	551
Rdd=mpy(Rs.L,Rt.L):<<1	Word64 Q6_P_mpy_RIRI_s1(Word32 Rs, Word32 Rt)	551
Rdd=mpy(Rs.L,Rt.L):<<1:rnd	Word64 Q6_P_mpy_RIRI_s1_rnd(Word32 Rs, Word32 Rt)	551
Rdd=mpy(Rs.L,Rt.L):rnd	Word64 Q6_P_mpy_RIRI_rnd(Word32 Rs, Word32 Rt)	551

Rx+=mpy(Rs,Rt):<<1:sat	Word32 Q6_R_mpyacc_RR_s1_sat(Word32 Rx, Word32 Rs, Word32 Rt)	566
Rx+=mpy(Rs.H,Rt.H)	Word32 Q6_R_mpyacc_RhRh(Word32 Rx, Word32 Rs, Word32 Rt)	551
Rx+=mpy(Rs.H,Rt.H):<<1	Word32 Q6_R_mpyacc_RhRh_s1(Word32 Rx, Word32 Rs, Word32 Rt)	551
Rx+=mpy(Rs.H,Rt.H):<<1:sat	Word32 Q6_R_mpyacc_RhRh_s1_sat(Word32 Rx, Word32 Rs, Word32 Rt)	551
Rx+=mpy(Rs.H,Rt.H):sat	Word32 Q6_R_mpyacc_RhRh_sat(Word32 Rx, Word32 Rs, Word32 Rt)	551
Rx+=mpy(Rs.H,Rt.L)	Word32 Q6_R_mpyacc_RhRl(Word32 Rx, Word32 Rs, Word32 Rt)	551
Rx+=mpy(Rs.H,Rt.L):<<1	Word32 Q6_R_mpyacc_RhRl_s1(Word32 Rx, Word32 Rs, Word32 Rt)	551
Rx+=mpy(Rs.H,Rt.L):<<1:sat	Word32 Q6_R_mpyacc_RhRl_s1_sat(Word32 Rx, Word32 Rs, Word32 Rt)	551
Rx+=mpy(Rs.H,Rt.L):sat	Word32 Q6_R_mpyacc_RhRl_sat(Word32 Rx, Word32 Rs, Word32 Rt)	551
Rx+=mpy(Rs.L,Rt.H)	Word32 Q6_R_mpyacc_RlRh(Word32 Rx, Word32 Rs, Word32 Rt)	551
Rx+=mpy(Rs.L,Rt.H):<<1	Word32 Q6_R_mpyacc_RlRh_s1(Word32 Rx, Word32 Rs, Word32 Rt)	551
Rx+=mpy(Rs.L,Rt.H):<<1:sat	Word32 Q6_R_mpyacc_RlRh_s1_sat(Word32 Rx, Word32 Rs, Word32 Rt)	551
Rx+=mpy(Rs.L,Rt.H):sat	Word32 Q6_R_mpyacc_RlRh_sat(Word32 Rx, Word32 Rs, Word32 Rt)	551
Rx+=mpy(Rs.L,Rt.L)	Word32 Q6_R_mpyacc_RlRl(Word32 Rx, Word32 Rs, Word32 Rt)	551
Rx+=mpy(Rs.L,Rt.L):<<1	Word32 Q6_R_mpyacc_RlRl_s1(Word32 Rx, Word32 Rs, Word32 Rt)	552
Rx+=mpy(Rs.L,Rt.L):<<1:sat	Word32 Q6_R_mpyacc_RlRl_s1_sat(Word32 Rx, Word32 Rs, Word32 Rt)	552
Rx+=mpy(Rs.L,Rt.L):sat	Word32 Q6_R_mpyacc_RlRl_sat(Word32 Rx, Word32 Rs, Word32 Rt)	552
Rx=mpy(Rs,Rt):<<1:sat	Word32 Q6_R_mpynac_RR_s1_sat(Word32 Rx, Word32 Rs, Word32 Rt)	566
Rx=mpy(Rs.H,Rt.H)	Word32 Q6_R_mpynac_RhRh(Word32 Rx, Word32 Rs, Word32 Rt)	552
Rx=mpy(Rs.H,Rt.H):<<1	Word32 Q6_R_mpynac_RhRh_s1(Word32 Rx, Word32 Rs, Word32 Rt)	552
Rx=mpy(Rs.H,Rt.H):<<1:sat	Word32 Q6_R_mpynac_RhRh_s1_sat(Word32 Rx, Word32 Rs, Word32 Rt)	552
Rx=mpy(Rs.H,Rt.H):sat	Word32 Q6_R_mpynac_RhRh_sat(Word32 Rx, Word32 Rs, Word32 Rt)	552
Rx=mpy(Rs.H,Rt.L)	Word32 Q6_R_mpynac_RhRl(Word32 Rx, Word32 Rs, Word32 Rt)	552
Rx=mpy(Rs.H,Rt.L):<<1	Word32 Q6_R_mpynac_RhRl_s1(Word32 Rx, Word32 Rs, Word32 Rt)	552
Rx=mpy(Rs.H,Rt.L):<<1:sat	Word32 Q6_R_mpynac_RhRl_s1_sat(Word32 Rx, Word32 Rs, Word32 Rt)	552
Rx=mpy(Rs.H,Rt.L):sat	Word32 Q6_R_mpynac_RhRl_sat(Word32 Rx, Word32 Rs, Word32 Rt)	552
Rx=mpy(Rs.L,Rt.H)	Word32 Q6_R_mpynac_RlRh(Word32 Rx, Word32 Rs, Word32 Rt)	552
Rx=mpy(Rs.L,Rt.H):<<1	Word32 Q6_R_mpynac_RlRh_s1(Word32 Rx, Word32 Rs, Word32 Rt)	552
Rx=mpy(Rs.L,Rt.H):<<1:sat	Word32 Q6_R_mpynac_RlRh_s1_sat(Word32 Rx, Word32 Rs, Word32 Rt)	552
Rx=mpy(Rs.L,Rt.H):sat	Word32 Q6_R_mpynac_RlRh_sat(Word32 Rx, Word32 Rs, Word32 Rt)	552
Rx=mpy(Rs.L,Rt.L)	Word32 Q6_R_mpynac_RlRl(Word32 Rx, Word32 Rs, Word32 Rt)	552
Rx=mpy(Rs.L,Rt.L):<<1	Word32 Q6_R_mpynac_RlRl_s1(Word32 Rx, Word32 Rs, Word32 Rt)	552
Rx=mpy(Rs.L,Rt.L):<<1:sat	Word32 Q6_R_mpynac_RlRl_s1_sat(Word32 Rx, Word32 Rs, Word32 Rt)	552
Rx=mpy(Rs.L,Rt.L):sat	Word32 Q6_R_mpynac_RlRl_sat(Word32 Rx, Word32 Rs, Word32 Rt)	552
Rxx+=mpy(Rs,Rt)	Word64 Q6_P_mpyacc_RR(Word64 Rxx, Word32 Rs, Word32 Rt)	568
Rxx+=mpy(Rs.H,Rt.H)	Word64 Q6_P_mpyacc_RhRh(Word64 Rxx, Word32 Rs, Word32 Rt)	552
Rxx+=mpy(Rs.H,Rt.H):<<1	Word64 Q6_P_mpyacc_RhRh_s1(Word64 Rxx, Word32 Rs, Word32 Rt)	552
Rxx+=mpy(Rs.H,Rt.L)	Word64 Q6_P_mpyacc_RhRl(Word64 Rxx, Word32 Rs, Word32 Rt)	552
Rxx+=mpy(Rs.H,Rt.L):<<1	Word64 Q6_P_mpyacc_RhRl_s1(Word64 Rxx, Word32 Rs, Word32 Rt)	552
Rxx+=mpy(Rs.L,Rt.H)	Word64 Q6_P_mpyacc_RlRh(Word64 Rxx, Word32 Rs, Word32 Rt)	552
Rxx+=mpy(Rs.L,Rt.H):<<1	Word64 Q6_P_mpyacc_RlRh_s1(Word64 Rxx, Word32 Rs, Word32 Rt)	553
Rxx+=mpy(Rs.L,Rt.L)	Word64 Q6_P_mpyacc_RlRl(Word64 Rxx, Word32 Rs, Word32 Rt)	553
Rxx+=mpy(Rs.L,Rt.L):<<1	Word64 Q6_P_mpyacc_RlRl_s1(Word64 Rxx, Word32 Rs, Word32 Rt)	553
Rxx=mpy(Rs,Rt)	Word64 Q6_P_mpynac_RR(Word64 Rxx, Word32 Rs, Word32 Rt)	568
Rxx=mpy(Rs.H,Rt.H)	Word64 Q6_P_mpynac_RhRh(Word64 Rxx, Word32 Rs, Word32 Rt)	553
Rxx=mpy(Rs.H,Rt.H):<<1	Word64 Q6_P_mpynac_RhRh_s1(Word64 Rxx, Word32 Rs, Word32 Rt)	553
Rxx=mpy(Rs.H,Rt.L)	Word64 Q6_P_mpynac_RhRl(Word64 Rxx, Word32 Rs, Word32 Rt)	553
Rxx=mpy(Rs.H,Rt.L):<<1	Word64 Q6_P_mpynac_RhRl_s1(Word64 Rxx, Word32 Rs, Word32 Rt)	553
Rxx=mpy(Rs.L,Rt.H)	Word64 Q6_P_mpynac_RlRh(Word64 Rxx, Word32 Rs, Word32 Rt)	553
Rxx=mpy(Rs.L,Rt.H):<<1	Word64 Q6_P_mpynac_RlRh_s1(Word64 Rxx, Word32 Rs, Word32 Rt)	553
Rxx=mpy(Rs.L,Rt.L)	Word64 Q6_P_mpynac_RlRl(Word64 Rxx, Word32 Rs, Word32 Rt)	553
Rxx=mpy(Rs.L,Rt.L):<<1	Word64 Q6_P_mpynac_RlRl_s1(Word64 Rxx, Word32 Rs, Word32 Rt)	553

mpyi

Rd=mpyi(Rs,#m9)	Word32 Q6_R_mpyi_RI(Word32 Rs, Word32 Im9)	539
Rd=mpyi(Rs,Rt)	Word32 Q6_R_mpyi_RR(Word32 Rs, Word32 Rt)	539
Rx+=mpyi(Rs,#u8)	Word32 Q6_R_mpyiacc_RI(Word32 Rx, Word32 Rs, Word32 lu8)	539
Rx+=mpyi(Rs,Rt)	Word32 Q6_R_mpyiacc_RR(Word32 Rx, Word32 Rs, Word32 Rt)	539
Rx-=mpyi(Rs,#u8)	Word32 Q6_R_mpyinac_RI(Word32 Rx, Word32 Rs, Word32 lu8)	539
Rx-=mpyi(Rs,Rt)	Word32 Q6_R_mpyinac_RR(Word32 Rx, Word32 Rs, Word32 Rt)	539

mpysu

Rd=mpysu(Rs,Rt)	Word32 Q6_R_mpysu_RR(Word32 Rs, Word32 Rt)	566
-----------------	--	-----

mpyu

Rd=mpyu(Rs,Rt)	UWord32 Q6_R_mpyu_RR(Word32 Rs, Word32 Rt)	566
Rd=mpyu(Rs.H,Rt.H)	UWord32 Q6_R_mpyu_RhRh(Word32 Rs, Word32 Rt)	557
Rd=mpyu(Rs.H,Rt.H):<<1	UWord32 Q6_R_mpyu_RhRh_s1(Word32 Rs, Word32 Rt)	557
Rd=mpyu(Rs.H,Rt.L)	UWord32 Q6_R_mpyu_RhRI(Word32 Rs, Word32 Rt)	557
Rd=mpyu(Rs.H,Rt.L):<<1	UWord32 Q6_R_mpyu_RhRI_s1(Word32 Rs, Word32 Rt)	557
Rd=mpyu(Rs.L,Rt.H)	UWord32 Q6_R_mpyu_RIRh(Word32 Rs, Word32 Rt)	557
Rd=mpyu(Rs.L,Rt.H):<<1	UWord32 Q6_R_mpyu_RIRh_s1(Word32 Rs, Word32 Rt)	557
Rd=mpyu(Rs.L,Rt.L)	UWord32 Q6_R_mpyu_RIRI(Word32 Rs, Word32 Rt)	557
Rd=mpyu(Rs.L,Rt.L):<<1	UWord32 Q6_R_mpyu_RIRI_s1(Word32 Rs, Word32 Rt)	557
Rdd=mpyu(Rs,Rt)	UWord64 Q6_P_mpyu_RR(Word32 Rs, Word32 Rt)	568
Rdd=mpyu(Rs.H,Rt.H)	UWord64 Q6_P_mpyu_RhRh(Word32 Rs, Word32 Rt)	557
Rdd=mpyu(Rs.H,Rt.H):<<1	UWord64 Q6_P_mpyu_RhRh_s1(Word32 Rs, Word32 Rt)	557
Rdd=mpyu(Rs.H,Rt.L)	UWord64 Q6_P_mpyu_RhRI(Word32 Rs, Word32 Rt)	557
Rdd=mpyu(Rs.H,Rt.L):<<1	UWord64 Q6_P_mpyu_RhRI_s1(Word32 Rs, Word32 Rt)	557
Rdd=mpyu(Rs.L,Rt.H)	UWord64 Q6_P_mpyu_RIRh(Word32 Rs, Word32 Rt)	557
Rdd=mpyu(Rs.L,Rt.H):<<1	UWord64 Q6_P_mpyu_RIRh_s1(Word32 Rs, Word32 Rt)	557
Rdd=mpyu(Rs.L,Rt.L)	UWord64 Q6_P_mpyu_RIRI(Word32 Rs, Word32 Rt)	557
Rdd=mpyu(Rs.L,Rt.L):<<1	UWord64 Q6_P_mpyu_RIRI_s1(Word32 Rs, Word32 Rt)	557
Rx+=mpyu(Rs.H,Rt.H)	Word32 Q6_R_mpyuacc_RhRh(Word32 Rx, Word32 Rs, Word32 Rt)	557
Rx+=mpyu(Rs.H,Rt.H):<<1	Word32 Q6_R_mpyuacc_RhRh_s1(Word32 Rx, Word32 Rs, Word32 Rt)	557
Rx+=mpyu(Rs.H,Rt.L)	Word32 Q6_R_mpyuacc_RhRI(Word32 Rx, Word32 Rs, Word32 Rt)	557
Rx+=mpyu(Rs.H,Rt.L):<<1	Word32 Q6_R_mpyuacc_RhRI_s1(Word32 Rx, Word32 Rs, Word32 Rt)	557
Rx+=mpyu(Rs.L,Rt.H)	Word32 Q6_R_mpyuacc_RIRh(Word32 Rx, Word32 Rs, Word32 Rt)	557
Rx+=mpyu(Rs.L,Rt.H):<<1	Word32 Q6_R_mpyuacc_RIRh_s1(Word32 Rx, Word32 Rs, Word32 Rt)	557
Rx+=mpyu(Rs.L,Rt.L)	Word32 Q6_R_mpyuacc_RIRI(Word32 Rx, Word32 Rs, Word32 Rt)	557
Rx+=mpyu(Rs.L,Rt.L):<<1	Word32 Q6_R_mpyuacc_RIRI_s1(Word32 Rx, Word32 Rs, Word32 Rt)	557
Rx-=mpyu(Rs.H,Rt.H)	Word32 Q6_R_mpyunac_RhRh(Word32 Rx, Word32 Rs, Word32 Rt)	557
Rx-=mpyu(Rs.H,Rt.H):<<1	Word32 Q6_R_mpyunac_RhRh_s1(Word32 Rx, Word32 Rs, Word32 Rt)	557
Rx-=mpyu(Rs.H,Rt.L)	Word32 Q6_R_mpyunac_RhRI(Word32 Rx, Word32 Rs, Word32 Rt)	557
Rx-=mpyu(Rs.H,Rt.L):<<1	Word32 Q6_R_mpyunac_RhRI_s1(Word32 Rx, Word32 Rs, Word32 Rt)	557
Rx-=mpyu(Rs.L,Rt.H)	Word32 Q6_R_mpyunac_RIRh(Word32 Rx, Word32 Rs, Word32 Rt)	558
Rx-=mpyu(Rs.L,Rt.H):<<1	Word32 Q6_R_mpyunac_RIRh_s1(Word32 Rx, Word32 Rs, Word32 Rt)	558
Rx-=mpyu(Rs.L,Rt.L)	Word32 Q6_R_mpyunac_RIRI(Word32 Rx, Word32 Rs, Word32 Rt)	558
Rx-=mpyu(Rs.L,Rt.L):<<1	Word32 Q6_R_mpyunac_RIRI_s1(Word32 Rx, Word32 Rs, Word32 Rt)	558
Rxx+=mpyu(Rs,Rt)	Word64 Q6_P_mpyuacc_RR(Word64 Rxx, Word32 Rs, Word32 Rt)	568
Rxx+=mpyu(Rs.H,Rt.H)	Word64 Q6_P_mpyuacc_RhRh(Word64 Rxx, Word32 Rs, Word32 Rt)	558
Rxx+=mpyu(Rs.H,Rt.H):<<1	Word64 Q6_P_mpyuacc_RhRh_s1(Word64 Rxx, Word32 Rs, Word32 Rt)	558
Rxx+=mpyu(Rs.H,Rt.L)	Word64 Q6_P_mpyuacc_RhRI(Word64 Rxx, Word32 Rs, Word32 Rt)	558
Rxx+=mpyu(Rs.H,Rt.L):<<1	Word64 Q6_P_mpyuacc_RhRI_s1(Word64 Rxx, Word32 Rs, Word32 Rt)	558
Rxx+=mpyu(Rs.L,Rt.H)	Word64 Q6_P_mpyuacc_RIRh(Word64 Rxx, Word32 Rs, Word32 Rt)	558
Rxx+=mpyu(Rs.L,Rt.H):<<1	Word64 Q6_P_mpyuacc_RIRh_s1(Word64 Rxx, Word32 Rs, Word32 Rt)	558
Rxx+=mpyu(Rs.L,Rt.L)	Word64 Q6_P_mpyuacc_RIRI(Word64 Rxx, Word32 Rs, Word32 Rt)	558

Rxx+=mpyu(Rs.L,Rt.L):<<1	Word64 Q6_P_mpyuacc_RIRI_s1(Word64 Rxx, Word32 Rs, Word32 Rt)	558
Rxx-=mpyu(Rs,Rt)	Word64 Q6_P_mpyunac_RR(Word64 Rxx, Word32 Rs, Word32 Rt)	568
Rxx-=mpyu(Rs.H,Rt.H)	Word64 Q6_P_mpyunac_RhRh(Word64 Rxx, Word32 Rs, Word32 Rt)	558
Rxx-=mpyu(Rs.H,Rt.H):<<1	Word64 Q6_P_mpyunac_RhRh_s1(Word64 Rxx, Word32 Rs, Word32 Rt)	558
Rxx-=mpyu(Rs.H,Rt.L)	Word64 Q6_P_mpyunac_RhRI(Word64 Rxx, Word32 Rs, Word32 Rt)	558
Rxx-=mpyu(Rs.H,Rt.L):<<1	Word64 Q6_P_mpyunac_RhRI_s1(Word64 Rxx, Word32 Rs, Word32 Rt)	558
Rxx-=mpyu(Rs.L,Rt.H)	Word64 Q6_P_mpyunac_RIRh(Word64 Rxx, Word32 Rs, Word32 Rt)	558
Rxx-=mpyu(Rs.L,Rt.H):<<1	Word64 Q6_P_mpyunac_RIRh_s1(Word64 Rxx, Word32 Rs, Word32 Rt)	558
Rxx-=mpyu(Rs.L,Rt.L)	Word64 Q6_P_mpyunac_RIRI(Word64 Rxx, Word32 Rs, Word32 Rt)	558
Rxx-=mpyu(Rs.L,Rt.L):<<1	Word64 Q6_P_mpyunac_RIRI_s1(Word64 Rxx, Word32 Rs, Word32 Rt)	558

mpyui

Rd=mpyui(Rs,Rt)	Word32 Q6_R_mpyui_RR(Word32 Rs, Word32 Rt)	539
-----------------	--	-----

mux

Rd=mux(Pu,#s8,#S8)	Word32 Q6_R_mux_pII(Byte Pu, Word32 Is8, Word32 IS8)	191
Rd=mux(Pu,#s8,Rs)	Word32 Q6_R_mux_pIR(Byte Pu, Word32 Is8, Word32 Rs)	191
Rd=mux(Pu,Rs,#s8)	Word32 Q6_R_mux_pRI(Byte Pu, Word32 Rs, Word32 Is8)	191
Rd=mux(Pu,Rs,Rt)	Word32 Q6_R_mux_pRR(Byte Pu, Word32 Rs, Word32 Rt)	191

N**neg**

Rd=neg(Rs)	Word32 Q6_R_neg_R(Word32 Rs)	175
Rd=neg(Rs):sat	Word32 Q6_R_neg_R_sat(Word32 Rs)	407
Rdd=neg(Rss)	Word64 Q6_P_neg_P(Word64 Rss)	407

no mnemonic

Pd=Ps	Byte Q6_p_equals_p(Byte Ps)	221
Pd=Rs	Byte Q6_p_equals_R(Word32 Rs)	628
Rd=#s16	Word32 Q6_R_equals_I(Word32 Is16)	180
Rd=Ps	Word32 Q6_R_equals_p(Byte Ps)	628
Rd=Rs	Word32 Q6_R_equals_R(Word32 Rs)	182
Rdd=#s8	Word64 Q6_P_equals_I(Word32 Is8)	180
Rdd=Rss	Word64 Q6_P_equals_P(Word64 Rss)	182
Rx.H=#u16	Word32 Q6_Rh_equals_I(Word32 Rx, Word32 lu16)	180
Rx.L=#u16	Word32 Q6_RI_equals_I(Word32 Rx, Word32 lu16)	180

normamt

Rd=normamt(Rs)	Word32 Q6_R_normamt_R(Word32 Rs)	463
Rd=normamt(Rss)	Word32 Q6_R_normamt_P(Word64 Rss)	463

not

Pd=not(Ps)	Byte Q6_p_not_p(Byte Ps)	221
Rd=not(Rs)	Word32 Q6_R_not_R(Word32 Rs)	173
Rdd=not(Rss)	Word64 Q6_P_not_P(Word64 Rss)	397

O**or**

Pd=and(Ps,or(Pt,!Pu))	Byte Q6_p_and_or_ppnp(Byte Ps, Byte Pt, Byte Pu)	221
Pd=and(Ps,or(Pt,Pu))	Byte Q6_p_and_or_ppp(Byte Ps, Byte Pt, Byte Pu)	221
Pd=or(Ps,and(Pt,!Pu))	Byte Q6_p_or_and_ppnp(Byte Ps, Byte Pt, Byte Pu)	221
Pd=or(Ps,and(Pt,Pu))	Byte Q6_p_or_and_ppp(Byte Ps, Byte Pt, Byte Pu)	221
Pd=or(Ps,or(Pt,!Pu))	Byte Q6_p_or_or_ppnp(Byte Ps, Byte Pt, Byte Pu)	222

Pd=or(Ps,or(Pt,Pu))	Byte Q6_p_or_or_ppp(Byte Ps, Byte Pt, Byte Pu)	222
Pd=or(Pt,!Ps)	Byte Q6_p_or_pnp(Byte Pt, Byte Ps)	222
Pd=or(Pt,Ps)	Byte Q6_p_or_pp(Byte Pt, Byte Ps)	222
Rd=or(Rs,#s10)	Word32 Q6_R_or_RI(Word32 Rs, Word32 Is10)	173
Rd=or(Rs,Rt)	Word32 Q6_R_or_RR(Word32 Rs, Word32 Rt)	173
Rd=or(Rt,~Rs)	Word32 Q6_R_or_RnR(Word32 Rt, Word32 Rs)	173
Rdd=or(Rss,Rtt)	Word64 Q6_P_or_PP(Word64 Rss, Word64 Rtt)	397
Rdd=or(Rtt,~Rss)	Word64 Q6_P_or_PnP(Word64 Rtt, Word64 Rss)	397
Rx^=or(Rs,Rt)	Word32 Q6_R_orxacc_RR(Word32 Rx, Word32 Rs, Word32 Rt)	400
Rx&=or(Rs,Rt)	Word32 Q6_R_orand_RR(Word32 Rx, Word32 Rs, Word32 Rt)	400
Rx=or(Ru,and(Rx,#s10))	Word32 Q6_R_or_and_RRI(Word32 Ru, Word32 Rx, Word32 Is10)	400
Rx =or(Rs,#s10)	Word32 Q6_R_oror_RI(Word32 Rx, Word32 Rs, Word32 Is10)	400
Rx =or(Rs,Rt)	Word32 Q6_R_oror_RR(Word32 Rx, Word32 Rs, Word32 Rt)	400

P**packhl**

Rdd=packhl(Rs,Rt)	Word64 Q6_P_packhl_RR(Word32 Rs, Word32 Rt)	195
-------------------	---	-----

parity

Rd=parity(Rs,Rt)	Word32 Q6_R_parity_RR(Word32 Rs, Word32 Rt)	473
Rd=parity(Rss,Rtt)	Word32 Q6_R_parity_PP(Word64 Rss, Word64 Rtt)	473

pmpyw

Rdd=pmpyw(Rs,Rt)	Word64 Q6_P_pmpyw_RR(Word32 Rs, Word32 Rt)	562
Rxx^=pmpyw(Rs,Rt)	Word64 Q6_P_pmpywxacc_RR(Word64 Rxx, Word32 Rs, Word32 Rt)	562

popcount

Rd=popcount(Rss)	Word32 Q6_R_popcount_P(Word64 Rss)	464
------------------	------------------------------------	-----

R**rol**

Rd=rol(Rs,#u5)	Word32 Q6_R_rol_RI(Word32 Rs, Word32 lu5)	641
Rdd=rol(Rss,#u6)	Word64 Q6_P_rol_PI(Word64 Rss, Word32 lu6)	641
Rx^=rol(Rs,#u5)	Word32 Q6_R_rolxacc_RI(Word32 Rx, Word32 Rs, Word32 lu5)	647
Rx&=rol(Rs,#u5)	Word32 Q6_R_roland_RI(Word32 Rx, Word32 Rs, Word32 lu5)	647
Rx+=rol(Rs,#u5)	Word32 Q6_R_rolacc_RI(Word32 Rx, Word32 Rs, Word32 lu5)	643
Rx-=rol(Rs,#u5)	Word32 Q6_R_rolnac_RI(Word32 Rx, Word32 Rs, Word32 lu5)	643
Rx =rol(Rs,#u5)	Word32 Q6_R_rolor_RI(Word32 Rx, Word32 Rs, Word32 lu5)	647
Rxx^=rol(Rss,#u6)	Word64 Q6_P_rolxacc_PI(Word64 Rxx, Word64 Rss, Word32 lu6)	648
Rxx&=rol(Rss,#u6)	Word64 Q6_P_roland_PI(Word64 Rxx, Word64 Rss, Word32 lu6)	648
Rxx+=rol(Rss,#u6)	Word64 Q6_P_rolacc_PI(Word64 Rxx, Word64 Rss, Word32 lu6)	643
Rxx-=rol(Rss,#u6)	Word64 Q6_P_rolnac_PI(Word64 Rxx, Word64 Rss, Word32 lu6)	643
Rxx =rol(Rss,#u6)	Word64 Q6_P_rolor_PI(Word64 Rxx, Word64 Rss, Word32 lu6)	648

round

Rd=round(Rs,#u5)	Word32 Q6_R_round_RI(Word32 Rs, Word32 lu5)	409
Rd=round(Rs,#u5):sat	Word32 Q6_R_round_RI_sat(Word32 Rs, Word32 lu5)	409
Rd=round(Rs,Rt)	Word32 Q6_R_round_RR(Word32 Rs, Word32 Rt)	409
Rd=round(Rs,Rt):sat	Word32 Q6_R_round_RR_sat(Word32 Rs, Word32 Rt)	409
Rd=round(Rss):sat	Word32 Q6_R_round_P_sat(Word64 Rss)	409

S**sat**

Rd=sat(Rss) Word32 Q6_R_sat_P(Word64 Rss) 595

satb

Rd=satb(Rs) Word32 Q6_R_satb_R(Word32 Rs) 595

sath

Rd=sath(Rs) Word32 Q6_R_sath_R(Word32 Rs) 595

satub

Rd=satub(Rs) Word32 Q6_R_satub_R(Word32 Rs) 595

satuh

Rd=satuh(Rs) Word32 Q6_R_satuh_R(Word32 Rs) 595

setbit

Rd=setbit(Rs,#u5) Word32 Q6_R_setbit_RI(Word32 Rs, Word32 lu5) 475

Rd=setbit(Rs,Rt) Word32 Q6_R_setbit_RR(Word32 Rs, Word32 Rt) 475

sfadd

Rd=sfadd(Rs,Rt) Word32 Q6_R_sfadd_RR(Word32 Rs, Word32 Rt) 517

sfclass

Pd=sfclass(Rs,#u5) Byte Q6_p_sfclass_RI(Word32 Rs, Word32 lu5) 518

sfcmp.eq

Pd=sfcmp.eq(Rs,Rt) Byte Q6_p_sfcmp_eq_RR(Word32 Rs, Word32 Rt) 519

sfcmp.ge

Pd=sfcmp.ge(Rs,Rt) Byte Q6_p_sfcmp_ge_RR(Word32 Rs, Word32 Rt) 519

sfcmp.gt

Pd=sfcmp.gt(Rs,Rt) Byte Q6_p_sfcmp_gt_RR(Word32 Rs, Word32 Rt) 519

sfcmp.uo

Pd=sfcmp.uo(Rs,Rt) Byte Q6_p_sfcmp_uo_RR(Word32 Rs, Word32 Rt) 519

sffixupd

Rd=sffixupd(Rs,Rt) Word32 Q6_R_sffixupd_RR(Word32 Rs, Word32 Rt) 526

sffixupn

Rd=sffixupn(Rs,Rt) Word32 Q6_R_sffixupn_RR(Word32 Rs, Word32 Rt) 526

sffixupr

Rd=sffixupr(Rs) Word32 Q6_R_sffixupr_R(Word32 Rs) 526

sfmake

Rd=sfmake(#u10):neg Word32 Q6_R_sfmake_I_neg(Word32 lu10) 532

Rd=sfmake(#u10):pos Word32 Q6_R_sfmake_I_pos(Word32 lu10) 532

sfmax

Rd=sfmax(Rs,Rt) Word32 Q6_R_sfmax_RR(Word32 Rs, Word32 Rt) 533

sfmin

Rd=sfmin(Rs,Rt) Word32 Q6_R_sfmin_RR(Word32 Rs, Word32 Rt) 534

sfmpy

Rd=sfmpy(Rs,Rt) Word32 Q6_R_sfmpy_RR(Word32 Rs, Word32 Rt) 535
 Rx+=sfmpy(Rs,Rt,Pu):scale Word32 Q6_R_sfmpyacc_RRp_scale(Word32 Rx, Word32 Rs, Word32 Rt, Byte Pu) 528
 Rx+=sfmpy(Rs,Rt) Word32 Q6_R_sfmpyacc_RR(Word32 Rx, Word32 Rs, Word32 Rt) 527
 Rx+=sfmpy(Rs,Rt):lib Word32 Q6_R_sfmpyacc_RR_lib(Word32 Rx, Word32 Rs, Word32 Rt) 530
 Rx-=sfmpy(Rs,Rt) Word32 Q6_R_sfmpynac_RR(Word32 Rx, Word32 Rs, Word32 Rt) 527
 Rx-=sfmpy(Rs,Rt):lib Word32 Q6_R_sfmpynac_RR_lib(Word32 Rx, Word32 Rs, Word32 Rt) 530

sfsb

Rd=sfsb(Rs,Rt) Word32 Q6_R_sfsb_RR(Word32 Rs, Word32 Rt) 537

shuffeb

Rdd=shuffeb(Rss,Rtt) Word64 Q6_P_shuffeb_PP(Word64 Rss, Word64 Rtt) 608

shuffeh

Rdd=shuffeh(Rss,Rtt) Word64 Q6_P_shuffeh_PP(Word64 Rss, Word64 Rtt) 608

shuffob

Rdd=shuffob(Rtt,Rss) Word64 Q6_P_shuffob_PP(Word64 Rtt, Word64 Rss) 608

shuffoh

Rdd=shuffoh(Rtt,Rss) Word64 Q6_P_shuffoh_PP(Word64 Rtt, Word64 Rss) 608

sub

Rd=add(Rs,sub(#s6,Ru)) Word32 Q6_R_add_sub_RIR(Word32 Rs, Word32 Is6, Word32 Ru) 389
 Rd=sub(#s10,Rs) Word32 Q6_R_sub_IR(Word32 Is10, Word32 Rs) 177
 Rd=sub(Rt,Rs) Word32 Q6_R_sub_RR(Word32 Rt, Word32 Rs) 177
 Rd=sub(Rt,Rs):sat Word32 Q6_R_sub_RR_sat(Word32 Rt, Word32 Rs) 177
 Rd=sub(Rt.H,Rs.H):<<16 Word32 Q6_R_sub_RhRh_s16(Word32 Rt, Word32 Rs) 414
 Rd=sub(Rt.H,Rs.H):sat:<<16 Word32 Q6_R_sub_RhRh_sat_s16(Word32 Rt, Word32 Rs) 414
 Rd=sub(Rt.H,Rs.L):<<16 Word32 Q6_R_sub_RhRl_s16(Word32 Rt, Word32 Rs) 414
 Rd=sub(Rt.H,Rs.L):sat:<<16 Word32 Q6_R_sub_RhRl_sat_s16(Word32 Rt, Word32 Rs) 414
 Rd=sub(Rt.L,Rs.H) Word32 Q6_R_sub_RIRh(Word32 Rt, Word32 Rs) 414
 Rd=sub(Rt.L,Rs.H):<<16 Word32 Q6_R_sub_RIRh_s16(Word32 Rt, Word32 Rs) 414
 Rd=sub(Rt.L,Rs.H):sat Word32 Q6_R_sub_RIRh_sat(Word32 Rt, Word32 Rs) 414
 Rd=sub(Rt.L,Rs.H):sat:<<16 Word32 Q6_R_sub_RIRh_sat_s16(Word32 Rt, Word32 Rs) 414
 Rd=sub(Rt.L,Rs.L) Word32 Q6_R_sub_RIRl(Word32 Rt, Word32 Rs) 414
 Rd=sub(Rt.L,Rs.L):<<16 Word32 Q6_R_sub_RIRl_s16(Word32 Rt, Word32 Rs) 414
 Rd=sub(Rt.L,Rs.L):sat Word32 Q6_R_sub_RIRl_sat(Word32 Rt, Word32 Rs) 414
 Rd=sub(Rt.L,Rs.L):sat:<<16 Word32 Q6_R_sub_RIRl_sat_s16(Word32 Rt, Word32 Rs) 414
 Rdd=sub(Rtt,Rss) Word64 Q6_P_sub_PP(Word64 Rtt, Word64 Rss) 411
 Rx+=sub(Rt,Rs) Word32 Q6_R_subacc_RR(Word32 Rx, Word32 Rt, Word32 Rs) 412

swiz

Rd=swiz(Rs) Word32 Q6_R_swiz_R(Word32 Rs) 597

sxtb

Rd=sxtb(Rs) Word32 Q6_R_sxtb_R(Word32 Rs) 179

sxth

Rd=sxth(Rs) Word32 Q6_R_sxth_R(Word32 Rs) 179

sxtw			
Rdd=sxtw(Rs)	Word64 Q6_P_sxtw_R(Word32 Rs)		415
T			
tableidxb			
Rx=tableidxb(Rs,#u4,#U5)	Word32 Q6_R_tableidxb_RII(Word32 Rx, Word32 Rs, Word32 lu4, Word32 IU5)		480
tableidxd			
Rx=tableidxd(Rs,#u4,#U5)	Word32 Q6_R_tableidxd_RII(Word32 Rx, Word32 Rs, Word32 lu4, Word32 IU5)		480
tableidxh			
Rx=tableidxh(Rs,#u4,#U5)	Word32 Q6_R_tableidxh_RII(Word32 Rx, Word32 Rs, Word32 lu4, Word32 IU5)		480
tableidxw			
Rx=tableidxw(Rs,#u4,#U5)	Word32 Q6_R_tableidxw_RII(Word32 Rx, Word32 Rs, Word32 lu4, Word32 IU5)		480
tlbmatch			
Pd=tlbmatch(Rss,Rt)	Byte Q6_p_tlbmatch_PR(Word64 Rss, Word32 Rt)		627
togglebit			
Rd=togglebit(Rs,#u5)	Word32 Q6_R_togglebit_RI(Word32 Rs, Word32 lu5)		475
Rd=togglebit(Rs,Rt)	Word32 Q6_R_togglebit_RR(Word32 Rs, Word32 Rt)		475
tstbit			
Pd=!tstbit(Rs,#u5)	Byte Q6_p_not_tstbit_RI(Word32 Rs, Word32 lu5)		629
Pd=!tstbit(Rs,Rt)	Byte Q6_p_not_tstbit_RR(Word32 Rs, Word32 Rt)		629
Pd=tstbit(Rs,#u5)	Byte Q6_p_tstbit_RI(Word32 Rs, Word32 lu5)		629
Pd=tstbit(Rs,Rt)	Byte Q6_p_tstbit_RR(Word32 Rs, Word32 Rt)		629
V			
vabsdiffb			
Rdd=vabsdiffb(Rtt,Rss)	Word64 Q6_P_vabsdiffb_PP(Word64 Rtt, Word64 Rss)		418
vabsdiffh			
Rdd=vabsdiffh(Rtt,Rss)	Word64 Q6_P_vabsdiffh_PP(Word64 Rtt, Word64 Rss)		419
vabsdiffub			
Rdd=vabsdiffub(Rtt,Rss)	Word64 Q6_P_vabsdiffub_PP(Word64 Rtt, Word64 Rss)		418
vabsdiffw			
Rdd=vabsdiffw(Rtt,Rss)	Word64 Q6_P_vabsdiffw_PP(Word64 Rtt, Word64 Rss)		420
vabsh			
Rdd=vabsh(Rss)	Word64 Q6_P_vabsh_P(Word64 Rss)		416
Rdd=vabsh(Rss):sat	Word64 Q6_P_vabsh_P_sat(Word64 Rss)		416
vabsw			
Rdd=vabsw(Rss)	Word64 Q6_P_vabsw_P(Word64 Rss)		417
Rdd=vabsw(Rss):sat	Word64 Q6_P_vabsw_P_sat(Word64 Rss)		417
vaddb			
Rdd=vaddb(Rss,Rtt)	Word64 Q6_P_vaddb_PP(Word64 Rss, Word64 Rtt)		431

vaddh

Rd=vaddh(Rs,Rt)	Word32 Q6_R_vaddh_RR(Word32 Rs, Word32 Rt)	183
Rd=vaddh(Rs,Rt):sat	Word32 Q6_R_vaddh_RR_sat(Word32 Rs, Word32 Rt)	183
Rdd=vaddh(Rss,Rtt)	Word64 Q6_P_vaddh_PP(Word64 Rss, Word64 Rtt)	424
Rdd=vaddh(Rss,Rtt):sat	Word64 Q6_P_vaddh_PP_sat(Word64 Rss, Word64 Rtt)	424

vaddhub

Rd=vaddhub(Rss,Rtt):sat	Word32 Q6_R_vaddhub_PP_sat(Word64 Rss, Word64 Rtt)	426
-------------------------	--	-----

vaddub

Rdd=vaddub(Rss,Rtt)	Word64 Q6_P_vaddub_PP(Word64 Rss, Word64 Rtt)	431
Rdd=vaddub(Rss,Rtt):sat	Word64 Q6_P_vaddub_PP_sat(Word64 Rss, Word64 Rtt)	431

vadduh

Rd=vadduh(Rs,Rt):sat	Word32 Q6_R_vadduh_RR_sat(Word32 Rs, Word32 Rt)	183
Rdd=vadduh(Rss,Rtt):sat	Word64 Q6_P_vadduh_PP_sat(Word64 Rss, Word64 Rtt)	424

vaddw

Rdd=vaddw(Rss,Rtt)	Word64 Q6_P_vaddw_PP(Word64 Rss, Word64 Rtt)	432
Rdd=vaddw(Rss,Rtt):sat	Word64 Q6_P_vaddw_PP_sat(Word64 Rss, Word64 Rtt)	432

valignb

Rdd=valignb(Rtt,Rss,#u3)	Word64 Q6_P_valignb_PPI(Word64 Rtt, Word64 Rss, Word32 lu3)	598
Rdd=valignb(Rtt,Rss,Pu)	Word64 Q6_P_valignb_PPP(Word64 Rtt, Word64 Rss, Byte Pu)	598

vaslh

Rdd=vaslh(Rss,#u4)	Word64 Q6_P_vaslh_PI(Word64 Rss, Word32 lu4)	664
Rdd=vaslh(Rss,Rt)	Word64 Q6_P_vaslh_PR(Word64 Rss, Word32 Rt)	671

vaslw

Rdd=vaslw(Rss,#u5)	Word64 Q6_P_vaslw_PI(Word64 Rss, Word32 lu5)	672
Rdd=vaslw(Rss,Rt)	Word64 Q6_P_vaslw_PR(Word64 Rss, Word32 Rt)	675

vasrh

Rdd=vasrh(Rss,#u4)	Word64 Q6_P_vasrh_PI(Word64 Rss, Word32 lu4)	664
Rdd=vasrh(Rss,#u4):rnd	Word64 Q6_P_vasrh_PI_rnd(Word64 Rss, Word32 lu4)	666
Rdd=vasrh(Rss,Rt)	Word64 Q6_P_vasrh_PR(Word64 Rss, Word32 Rt)	671

vasrhub

Rd=vasrhub(Rss,#u4):rnd:sat	Word32 Q6_R_vasrhub_PI_rnd_sat(Word64 Rss, Word32 lu4)	669
Rd=vasrhub(Rss,#u4):sat	Word32 Q6_R_vasrhub_PI_sat(Word64 Rss, Word32 lu4)	669

vasrw

Rd=vasrw(Rss,#u5)	Word32 Q6_R_vasrw_PI(Word64 Rss, Word32 lu5)	676
Rd=vasrw(Rss,Rt)	Word32 Q6_R_vasrw_PR(Word64 Rss, Word32 Rt)	676
Rdd=vasrw(Rss,#u5)	Word64 Q6_P_vasrw_PI(Word64 Rss, Word32 lu5)	672
Rdd=vasrw(Rss,Rt)	Word64 Q6_P_vasrw_PR(Word64 Rss, Word32 Rt)	675

vavgh

Rd=vavgh(Rs,Rt)	Word32 Q6_R_vavgh_RR(Word32 Rs, Word32 Rt)	184
Rd=vavgh(Rs,Rt):rnd	Word32 Q6_R_vavgh_RR_rnd(Word32 Rs, Word32 Rt)	184
Rdd=vavgh(Rss,Rtt)	Word64 Q6_P_vavgh_PP(Word64 Rss, Word64 Rtt)	434
Rdd=vavgh(Rss,Rtt):crnd	Word64 Q6_P_vavgh_PP_crnd(Word64 Rss, Word64 Rtt)	434
Rdd=vavgh(Rss,Rtt):rnd	Word64 Q6_P_vavgh_PP_rnd(Word64 Rss, Word64 Rtt)	434

vavgub

Rdd=vavgub(Rss,Rtt)	Word64 Q6_P_vavgub_PP(Word64 Rss, Word64 Rtt)	435
Rdd=vavgub(Rss,Rtt):rnd	Word64 Q6_P_vavgub_PP_rnd(Word64 Rss, Word64 Rtt)	435

vavguh

Rdd=vavguh(Rss,Rtt)	Word64 Q6_P_vavguh_PP(Word64 Rss, Word64 Rtt)	434
Rdd=vavguh(Rss,Rtt):rnd	Word64 Q6_P_vavguh_PP_rnd(Word64 Rss, Word64 Rtt)	434

vavguw

Rdd=vavguw(Rss,Rtt)	Word64 Q6_P_vavguw_PP(Word64 Rss, Word64 Rtt)	437
Rdd=vavguw(Rss,Rtt):rnd	Word64 Q6_P_vavguw_PP_rnd(Word64 Rss, Word64 Rtt)	437

vavgw

Rdd=vavgw(Rss,Rtt)	Word64 Q6_P_vavgw_PP(Word64 Rss, Word64 Rtt)	437
Rdd=vavgw(Rss,Rtt):crnd	Word64 Q6_P_vavgw_PP_crnd(Word64 Rss, Word64 Rtt)	437
Rdd=vavgw(Rss,Rtt):rnd	Word64 Q6_P_vavgw_PP_rnd(Word64 Rss, Word64 Rtt)	437

vclip

Rdd=vclip(Rss,#u5)	Word64 Q6_P_vclip_PI(Word64 Rss, Word32 lu5)	438
--------------------	--	-----

vcmpb.eq

Pd=!any8(vcmpb.eq(Rss,Rtt))	Byte Q6_p_not_any8_vcmpb_eq_PP(Word64 Rss, Word64 Rtt)	632
Pd=any8(vcmpb.eq(Rss,Rtt))	Byte Q6_p_any8_vcmpb_eq_PP(Word64 Rss, Word64 Rtt)	632
Pd=vcmpb.eq(Rss,#u8)	Byte Q6_p_vcmpb_eq_PI(Word64 Rss, Word32 lu8)	634
Pd=vcmpb.eq(Rss,Rtt)	Byte Q6_p_vcmpb_eq_PP(Word64 Rss, Word64 Rtt)	634

vcmpb.gt

Pd=vcmpb.gt(Rss,#s8)	Byte Q6_p_vcmpb_gt_PI(Word64 Rss, Word32 ls8)	634
Pd=vcmpb.gt(Rss,Rtt)	Byte Q6_p_vcmpb_gt_PP(Word64 Rss, Word64 Rtt)	634

vcmpb.gtu

Pd=vcmpb.gtu(Rss,#u7)	Byte Q6_p_vcmpb_gtu_PI(Word64 Rss, Word32 lu7)	634
Pd=vcmpb.gtu(Rss,Rtt)	Byte Q6_p_vcmpb_gtu_PP(Word64 Rss, Word64 Rtt)	634

vcmph.eq

Pd=vcmph.eq(Rss,#s8)	Byte Q6_p_vcmph_eq_PI(Word64 Rss, Word32 ls8)	631
Pd=vcmph.eq(Rss,Rtt)	Byte Q6_p_vcmph_eq_PP(Word64 Rss, Word64 Rtt)	631

vcmph.gt

Pd=vcmph.gt(Rss,#s8)	Byte Q6_p_vcmph_gt_PI(Word64 Rss, Word32 ls8)	631
Pd=vcmph.gt(Rss,Rtt)	Byte Q6_p_vcmph_gt_PP(Word64 Rss, Word64 Rtt)	631

vcmph.gtu

Pd=vcmph.gtu(Rss,#u7)	Byte Q6_p_vcmph_gtu_PI(Word64 Rss, Word32 lu7)	631
Pd=vcmph.gtu(Rss,Rtt)	Byte Q6_p_vcmph_gtu_PP(Word64 Rss, Word64 Rtt)	631

vcmpw.eq

Pd=vcmpw.eq(Rss,#s8)	Byte Q6_p_vcmpw_eq_PI(Word64 Rss, Word32 ls8)	635
Pd=vcmpw.eq(Rss,Rtt)	Byte Q6_p_vcmpw_eq_PP(Word64 Rss, Word64 Rtt)	635

vcmpw.gt

Pd=vcmpw.gt(Rss,#s8)	Byte Q6_p_vcmpw_gt_PI(Word64 Rss, Word32 ls8)	635
Pd=vcmpw.gt(Rss,Rtt)	Byte Q6_p_vcmpw_gt_PP(Word64 Rss, Word64 Rtt)	635

vcmpw.gtu

Pd=vcmpw.gtu(Rss,#u7)	Byte Q6_p_vcmpw_gtu_PI(Word64 Rss, Word32 lu7)	635
Pd=vcmpw.gtu(Rss,Rtt)	Byte Q6_p_vcmpw_gtu_PP(Word64 Rss, Word64 Rtt)	635

vcmpyi

Rdd=vcmpyi(Rss,Rtt):<<1:sat	Word64 Q6_P_vcmpyi_PP_s1_sat(Word64 Rss, Word64 Rtt)	501
Rdd=vcmpyi(Rss,Rtt):sat	Word64 Q6_P_vcmpyi_PP_sat(Word64 Rss, Word64 Rtt)	501
Rxx+=vcmpyi(Rss,Rtt):sat	Word64 Q6_P_vcmpyiacc_PP_sat(Word64 Rxx, Word64 Rss, Word64 Rtt)	501

vcmpyr

Rdd=vcmpyr(Rss,Rtt):<<1:sat	Word64 Q6_P_vcmpyr_PP_s1_sat(Word64 Rss, Word64 Rtt)	501
Rdd=vcmpyr(Rss,Rtt):sat	Word64 Q6_P_vcmpyr_PP_sat(Word64 Rss, Word64 Rtt)	501
Rxx+=vcmpyr(Rss,Rtt):sat	Word64 Q6_P_vcmpyracc_PP_sat(Word64 Rxx, Word64 Rss, Word64 Rtt)	501

vcnegh

Rdd=vcnegh(Rss,Rt)	Word64 Q6_P_vcnegh_PR(Word64 Rss, Word32 Rt)	439
--------------------	--	-----

vconj

Rdd=vconj(Rss):sat	Word64 Q6_P_vconj_P_sat(Word64 Rss)	503
--------------------	-------------------------------------	-----

vcrotate

Rdd=vcrotate(Rss,Rt)	Word64 Q6_P_vcrotate_PR(Word64 Rss, Word32 Rt)	505
----------------------	--	-----

vdmpy

Rd=vdmpy(Rss,Rtt):<<1:rnd:sat	Word32 Q6_R_vdmpy_PP_s1_rnd_sat(Word64 Rss, Word64 Rtt)	574
Rd=vdmpy(Rss,Rtt):rnd:sat	Word32 Q6_R_vdmpy_PP_rnd_sat(Word64 Rss, Word64 Rtt)	574
Rdd=vdmpy(Rss,Rtt):<<1:sat	Word64 Q6_P_vdmpy_PP_s1_sat(Word64 Rss, Word64 Rtt)	571
Rdd=vdmpy(Rss,Rtt):sat	Word64 Q6_P_vdmpy_PP_sat(Word64 Rss, Word64 Rtt)	571
Rxx+=vdmpy(Rss,Rtt):<<1:sat	Word64 Q6_P_vdmpyacc_PP_s1_sat(Word64 Rxx, Word64 Rss, Word64 Rtt)	571
Rxx+=vdmpy(Rss,Rtt):sat	Word64 Q6_P_vdmpyacc_PP_sat(Word64 Rxx, Word64 Rss, Word64 Rtt)	571

vdmpybsu

Rdd=vdmpybsu(Rss,Rtt):sat	Word64 Q6_P_vdmpybsu_PP_sat(Word64 Rss, Word64 Rtt)	578
Rxx+=vdmpybsu(Rss,Rtt):sat	Word64 Q6_P_vdmpybsuacc_PP_sat(Word64 Rxx, Word64 Rss, Word64 Rtt)	578

vitpack

Rd=vitpack(Ps,Pt)	Word32 Q6_R_vitpack_pp(Byte Ps, Byte Pt)	637
-------------------	--	-----

vislh

Rdd=vislh(Rss,Rt)	Word64 Q6_P_vislh_PR(Word64 Rss, Word32 Rt)	671
-------------------	---	-----

vislw

Rdd=vislw(Rss,Rt)	Word64 Q6_P_vislw_PR(Word64 Rss, Word32 Rt)	675
-------------------	---	-----

visrh

Rdd=visrh(Rss,#u4)	Word64 Q6_P_visrh_PI(Word64 Rss, Word32 lu4)	664
Rdd=visrh(Rss,Rt)	Word64 Q6_P_visrh_PR(Word64 Rss, Word32 Rt)	671

visrw

Rdd=visrw(Rss,#u5)	Word64 Q6_P_visrw_PI(Word64 Rss, Word32 lu5)	672
Rdd=visrw(Rss,Rt)	Word64 Q6_P_visrw_PR(Word64 Rss, Word32 Rt)	675

vmaxb

Rdd=vmaxb(Rtt,Rss)	Word64 Q6_P_vmaxb_PP(Word64 Rtt, Word64 Rss)	441
--------------------	--	-----

vmaxh		
Rdd=vmaxh(Rtt,Rss)	Word64 Q6_P_vmaxh_PP(Word64 Rtt, Word64 Rss)	442
vmaxub		
Rdd=vmaxub(Rtt,Rss)	Word64 Q6_P_vmaxub_PP(Word64 Rtt, Word64 Rss)	441
vmaxuh		
Rdd=vmaxuh(Rtt,Rss)	Word64 Q6_P_vmaxuh_PP(Word64 Rtt, Word64 Rss)	442
vmaxuw		
Rdd=vmaxuw(Rtt,Rss)	Word64 Q6_P_vmaxuw_PP(Word64 Rtt, Word64 Rss)	447
vmaxw		
Rdd=vmaxw(Rtt,Rss)	Word64 Q6_P_vmaxw_PP(Word64 Rtt, Word64 Rss)	447
vminb		
Rdd=vminb(Rtt,Rss)	Word64 Q6_P_vminb_PP(Word64 Rtt, Word64 Rss)	448
vminh		
Rdd=vminh(Rtt,Rss)	Word64 Q6_P_vminh_PP(Word64 Rtt, Word64 Rss)	450
vminub		
Rdd=vminub(Rtt,Rss)	Word64 Q6_P_vminub_PP(Word64 Rtt, Word64 Rss)	448
vminuh		
Rdd=vminuh(Rtt,Rss)	Word64 Q6_P_vminuh_PP(Word64 Rtt, Word64 Rss)	450
vminuw		
Rdd=vminuw(Rtt,Rss)	Word64 Q6_P_vminuw_PP(Word64 Rtt, Word64 Rss)	455
vminw		
Rdd=vminw(Rtt,Rss)	Word64 Q6_P_vminw_PP(Word64 Rtt, Word64 Rss)	455
vmpybsu		
Rdd=vmpybsu(Rs,Rt)	Word64 Q6_P_vmpybsu_RR(Word32 Rs, Word32 Rt)	590
Rxx+=vmpybsu(Rs,Rt)	Word64 Q6_P_vmpybsuacc_RR(Word64 Rxx, Word32 Rs, Word32 Rt)	590
vmpybu		
Rdd=vmpybu(Rs,Rt)	Word64 Q6_P_vmpybu_RR(Word32 Rs, Word32 Rt)	590
Rxx+=vmpybu(Rs,Rt)	Word64 Q6_P_vmpybuacc_RR(Word64 Rxx, Word32 Rs, Word32 Rt)	590
vmpyeh		
Rdd=vmpyeh(Rss,Rtt):<<1:sat	Word64 Q6_P_vmpyeh_PP_s1_sat(Word64 Rss, Word64 Rtt)	580
Rdd=vmpyeh(Rss,Rtt):sat	Word64 Q6_P_vmpyeh_PP_sat(Word64 Rss, Word64 Rtt)	580
Rxx+=vmpyeh(Rss,Rtt)	Word64 Q6_P_vmpyehacc_PP(Word64 Rxx, Word64 Rss, Word64 Rtt)	580
Rxx+=vmpyeh(Rss,Rtt):<<1:sat	Word64 Q6_P_vmpyehacc_PP_s1_sat(Word64 Rxx, Word64 Rss, Word64 Rtt)	580
Rxx+=vmpyeh(Rss,Rtt):sat	Word64 Q6_P_vmpyehacc_PP_sat(Word64 Rxx, Word64 Rss, Word64 Rtt)	580
vmpyh		
Rd=vmpyh(Rs,Rt):<<1:rnd:sat	Word32 Q6_R_vmpyh_RR_s1_rnd_sat(Word32 Rs, Word32 Rt)	584
Rd=vmpyh(Rs,Rt):rnd:sat	Word32 Q6_R_vmpyh_RR_rnd_sat(Word32 Rs, Word32 Rt)	584
Rdd=vmpyh(Rs,Rt):<<1:sat	Word64 Q6_P_vmpyh_RR_s1_sat(Word32 Rs, Word32 Rt)	582
Rdd=vmpyh(Rs,Rt):sat	Word64 Q6_P_vmpyh_RR_sat(Word32 Rs, Word32 Rt)	582
Rxx+=vmpyh(Rs,Rt)	Word64 Q6_P_vmpyhacc_RR(Word64 Rxx, Word32 Rs, Word32 Rt)	582

Rxx+=vmpyh(Rs,Rt):<<1:sat	Word64 Q6_P_vmpyhacc_RR_s1_sat(Word64 Rxx, Word32 Rs, Word32 Rt)	582
Rxx+=vmpyh(Rs,Rt):sat	Word64 Q6_P_vmpyhacc_RR_sat(Word64 Rxx, Word32 Rs, Word32 Rt)	582
vmpyhsu		
Rdd=vmpyhsu(Rs,Rt):<<1:sat	Word64 Q6_P_vmpyhsu_RR_s1_sat(Word32 Rs, Word32 Rt)	585
Rdd=vmpyhsu(Rs,Rt):sat	Word64 Q6_P_vmpyhsu_RR_sat(Word32 Rs, Word32 Rt)	585
Rxx+=vmpyhsu(Rs,Rt):<<1:sat	Word64 Q6_P_vmpyhsuacc_RR_s1_sat(Word64 Rxx, Word32 Rs, Word32 Rt)	585
Rxx+=vmpyhsu(Rs,Rt):sat	Word64 Q6_P_vmpyhsuacc_RR_sat(Word64 Rxx, Word32 Rs, Word32 Rt)	585
vmpyweh		
Rdd=vmpyweh(Rss,Rtt):<<1:rnd:sat	Word64 Q6_P_vmpyweh_PP_s1_rnd_sat(Word64 Rss, Word64 Rtt)	543
Rdd=vmpyweh(Rss,Rtt):<<1:sat	Word64 Q6_P_vmpyweh_PP_s1_sat(Word64 Rss, Word64 Rtt)	543
Rdd=vmpyweh(Rss,Rtt):rnd:sat	Word64 Q6_P_vmpyweh_PP_rnd_sat(Word64 Rss, Word64 Rtt)	543
Rdd=vmpyweh(Rss,Rtt):sat	Word64 Q6_P_vmpyweh_PP_sat(Word64 Rss, Word64 Rtt)	543
Rxx+=vmpyweh(Rss,Rtt):<<1:rnd:sat	Word64 Q6_P_vmpywehacc_PP_s1_rnd_sat(Word64 Rxx, Word64 Rss, Word64 Rtt)	543
Rxx+=vmpyweh(Rss,Rtt):<<1:sat	Word64 Q6_P_vmpywehacc_PP_s1_sat(Word64 Rxx, Word64 Rss, Word64 Rtt)	543
Rxx+=vmpyweh(Rss,Rtt):rnd:sat	Word64 Q6_P_vmpywehacc_PP_rnd_sat(Word64 Rxx, Word64 Rss, Word64 Rtt)	543
Rxx+=vmpyweh(Rss,Rtt):sat	Word64 Q6_P_vmpywehacc_PP_sat(Word64 Rxx, Word64 Rss, Word64 Rtt)	543
vmpyweuh		
Rdd=vmpyweuh(Rss,Rtt):<<1:rnd:sat	Word64 Q6_P_vmpyweuh_PP_s1_rnd_sat(Word64 Rss, Word64 Rtt)	547
Rdd=vmpyweuh(Rss,Rtt):<<1:sat	Word64 Q6_P_vmpyweuh_PP_s1_sat(Word64 Rss, Word64 Rtt)	547
Rdd=vmpyweuh(Rss,Rtt):rnd:sat	Word64 Q6_P_vmpyweuh_PP_rnd_sat(Word64 Rss, Word64 Rtt)	547
Rdd=vmpyweuh(Rss,Rtt):sat	Word64 Q6_P_vmpyweuh_PP_sat(Word64 Rss, Word64 Rtt)	547
Rxx+=vmpyweuh(Rss,Rtt):<<1:rnd:sat	Word64 Q6_P_vmpyweuhacc_PP_s1_rnd_sat(Word64 Rxx, Word64 Rss, Word64 Rtt)	547
Rxx+=vmpyweuh(Rss,Rtt):<<1:sat	Word64 Q6_P_vmpyweuhacc_PP_s1_sat(Word64 Rxx, Word64 Rss, Word64 Rtt)	547
Rxx+=vmpyweuh(Rss,Rtt):rnd:sat	Word64 Q6_P_vmpyweuhacc_PP_rnd_sat(Word64 Rxx, Word64 Rss, Word64 Rtt)	547
Rxx+=vmpyweuh(Rss,Rtt):sat	Word64 Q6_P_vmpyweuhacc_PP_sat(Word64 Rxx, Word64 Rss, Word64 Rtt)	547
vmpywoh		
Rdd=vmpywoh(Rss,Rtt):<<1:rnd:sat	Word64 Q6_P_vmpywoh_PP_s1_rnd_sat(Word64 Rss, Word64 Rtt)	543
Rdd=vmpywoh(Rss,Rtt):<<1:sat	Word64 Q6_P_vmpywoh_PP_s1_sat(Word64 Rss, Word64 Rtt)	543
Rdd=vmpywoh(Rss,Rtt):rnd:sat	Word64 Q6_P_vmpywoh_PP_rnd_sat(Word64 Rss, Word64 Rtt)	543
Rdd=vmpywoh(Rss,Rtt):sat	Word64 Q6_P_vmpywoh_PP_sat(Word64 Rss, Word64 Rtt)	543
Rxx+=vmpywoh(Rss,Rtt):<<1:rnd:sat	Word64 Q6_P_vmpywohacc_PP_s1_rnd_sat(Word64 Rxx, Word64 Rss, Word64 Rtt)	543
Rxx+=vmpywoh(Rss,Rtt):<<1:sat	Word64 Q6_P_vmpywohacc_PP_s1_sat(Word64 Rxx, Word64 Rss, Word64 Rtt)	543
Rxx+=vmpywoh(Rss,Rtt):rnd:sat	Word64 Q6_P_vmpywohacc_PP_rnd_sat(Word64 Rxx, Word64 Rss, Word64 Rtt)	543
Rxx+=vmpywoh(Rss,Rtt):sat	Word64 Q6_P_vmpywohacc_PP_sat(Word64 Rxx, Word64 Rss, Word64 Rtt)	543
vmpywouh		
Rdd=vmpywouh(Rss,Rtt):<<1:rnd:sat	Word64 Q6_P_vmpywouh_PP_s1_rnd_sat(Word64 Rss, Word64 Rtt)	547
Rdd=vmpywouh(Rss,Rtt):<<1:sat	Word64 Q6_P_vmpywouh_PP_s1_sat(Word64 Rss, Word64 Rtt)	547
Rdd=vmpywouh(Rss,Rtt):rnd:sat	Word64 Q6_P_vmpywouh_PP_rnd_sat(Word64 Rss, Word64 Rtt)	547
Rdd=vmpywouh(Rss,Rtt):sat	Word64 Q6_P_vmpywouh_PP_sat(Word64 Rss, Word64 Rtt)	547
Rxx+=vmpywouh(Rss,Rtt):<<1:rnd:sat	Word64 Q6_P_vmpywouhacc_PP_s1_rnd_sat(Word64 Rxx, Word64 Rss, Word64 Rtt)	547
Rxx+=vmpywouh(Rss,Rtt):<<1:sat	Word64 Q6_P_vmpywouhacc_PP_s1_sat(Word64 Rxx, Word64 Rss, Word64 Rtt)	547
Rxx+=vmpywouh(Rss,Rtt):rnd:sat	Word64 Q6_P_vmpywouhacc_PP_rnd_sat(Word64 Rxx, Word64 Rss, Word64 Rtt)	547
Rxx+=vmpywouh(Rss,Rtt):sat	Word64 Q6_P_vmpywouhacc_PP_sat(Word64 Rxx, Word64 Rss, Word64 Rtt)	547
vmux		
Rdd=vmux(Pu,Rss,Rtt)	Word64 Q6_P_vmux_pPP(Byte Pu, Word64 Rss, Word64 Rtt)	638
vnavgh		
Rd=vnavgh(Rt,Rs)	Word32 Q6_R_vnavgh_RR(Word32 Rt, Word32 Rs)	184

Rdd=vnavgh(Rtt,Rss)	Word64 Q6_P_vnavgh_PP(Word64 Rtt, Word64 Rss)	434
Rdd=vnavgh(Rtt,Rss):crnd:sat	Word64 Q6_P_vnavgh_PP_crnd_sat(Word64 Rtt, Word64 Rss)	434
Rdd=vnavgh(Rtt,Rss):rnd:sat	Word64 Q6_P_vnavgh_PP_rnd_sat(Word64 Rtt, Word64 Rss)	434
vnavgw		
Rdd=vnavgw(Rtt,Rss)	Word64 Q6_P_vnavgw_PP(Word64 Rtt, Word64 Rss)	437
Rdd=vnavgw(Rtt,Rss):crnd:sat	Word64 Q6_P_vnavgw_PP_crnd_sat(Word64 Rtt, Word64 Rss)	437
Rdd=vnavgw(Rtt,Rss):rnd:sat	Word64 Q6_P_vnavgw_PP_rnd_sat(Word64 Rtt, Word64 Rss)	437
vpmpyh		
Rdd=vpmpyh(Rs,Rt)	Word64 Q6_P_vpmpyh_RR(Word32 Rs, Word32 Rt)	592
Rxx^=vpmpyh(Rs,Rt)	Word64 Q6_P_vpmpyh_xacc_RR(Word64 Rxx, Word32 Rs, Word32 Rt)	592
vraddh		
Rd=vraddh(Rss,Rtt)	Word32 Q6_R_vraddh_PP(Word64 Rss, Word64 Rtt)	429
vraddub		
Rdd=vraddub(Rss,Rtt)	Word64 Q6_P_vraddub_PP(Word64 Rss, Word64 Rtt)	427
Rxx+=vraddub(Rss,Rtt)	Word64 Q6_P_vraddubacc_PP(Word64 Rxx, Word64 Rss, Word64 Rtt)	427
vradduh		
Rd=vradduh(Rss,Rtt)	Word32 Q6_R_vradduh_PP(Word64 Rss, Word64 Rtt)	429
vrcmpyi		
Rdd=vrcmpyi(Rss,Rtt)	Word64 Q6_P_vrcmpyi_PP(Word64 Rss, Word64 Rtt)	507
Rdd=vrcmpyi(Rss,Rtt*)	Word64 Q6_P_vrcmpyi_PP_conj(Word64 Rss, Word64 Rtt)	507
Rxx+=vrcmpyi(Rss,Rtt)	Word64 Q6_P_vrcmpyiacc_PP(Word64 Rxx, Word64 Rss, Word64 Rtt)	507
Rxx+=vrcmpyi(Rss,Rtt*)	Word64 Q6_P_vrcmpyiacc_PP_conj(Word64 Rxx, Word64 Rss, Word64 Rtt)	507
vrcmpyr		
Rdd=vrcmpyr(Rss,Rtt)	Word64 Q6_P_vrcmpyr_PP(Word64 Rss, Word64 Rtt)	507
Rdd=vrcmpyr(Rss,Rtt*)	Word64 Q6_P_vrcmpyr_PP_conj(Word64 Rss, Word64 Rtt)	507
Rxx+=vrcmpyr(Rss,Rtt)	Word64 Q6_P_vrcmpyracc_PP(Word64 Rxx, Word64 Rss, Word64 Rtt)	507
Rxx+=vrcmpyr(Rss,Rtt*)	Word64 Q6_P_vrcmpyracc_PP_conj(Word64 Rxx, Word64 Rss, Word64 Rtt)	507
vrcmpys		
Rd=vrcmpys(Rss,Rt):<<1:rnd:sat	Word32 Q6_R_vrcmpys_PR_s1_rnd_sat(Word64 Rss, Word32 Rt)	513
Rdd=vrcmpys(Rss,Rt):<<1:sat	Word64 Q6_P_vrcmpys_PR_s1_sat(Word64 Rss, Word32 Rt)	510
Rxx+=vrcmpys(Rss,Rt):<<1:sat	Word64 Q6_P_vrcmpysacc_PR_s1_sat(Word64 Rxx, Word64 Rss, Word32 Rt)	510
vrcnegh		
Rxx+=vrcnegh(Rss,Rt)	Word64 Q6_P_vrcneghacc_PR(Word64 Rxx, Word64 Rss, Word32 Rt)	439
vrcrotate		
Rdd=vrcrotate(Rss,Rt,#u2)	Word64 Q6_P_vrcrotate_PRI(Word64 Rss, Word32 Rt, Word32 lu2)	515
Rxx+=vrcrotate(Rss,Rt,#u2)	Word64 Q6_P_vrcrotateacc_PRI(Word64 Rxx, Word64 Rss, Word32 Rt, Word32 lu2)	515
vrmaxh		
Rxx=vrmaxh(Rss,Ru)	Word64 Q6_P_vrmaxh_PR(Word64 Rxx, Word64 Rss, Word32 Ru)	443
vrmaxuh		
Rxx=vrmaxuh(Rss,Ru)	Word64 Q6_P_vrmaxuh_PR(Word64 Rxx, Word64 Rss, Word32 Ru)	443

vrmaxuw			
Rxx=vrmaxuw(Rss,Ru)	Word64 Q6_P_vrmaxuw_PR(Word64 Rxx, Word64 Rss, Word32 Ru)		445
vrmaxw			
Rxx=vrmaxw(Rss,Ru)	Word64 Q6_P_vrmaxw_PR(Word64 Rxx, Word64 Rss, Word32 Ru)		445
vrminh			
Rxx=vrminh(Rss,Ru)	Word64 Q6_P_vrminh_PR(Word64 Rxx, Word64 Rss, Word32 Ru)		451
vrminuh			
Rxx=vrminuh(Rss,Ru)	Word64 Q6_P_vrminuh_PR(Word64 Rxx, Word64 Rss, Word32 Ru)		451
vrminuw			
Rxx=vrminuw(Rss,Ru)	Word64 Q6_P_vrminuw_PR(Word64 Rxx, Word64 Rss, Word32 Ru)		453
vrminw			
Rxx=vrminw(Rss,Ru)	Word64 Q6_P_vrminw_PR(Word64 Rxx, Word64 Rss, Word32 Ru)		453
vrmpybsu			
Rdd=vrmpybsu(Rss,Rtt)	Word64 Q6_P_vrmpybsu_PP(Word64 Rss, Word64 Rtt)		576
Rxx+=vrmpybsu(Rss,Rtt)	Word64 Q6_P_vrmpybsuacc_PP(Word64 Rxx, Word64 Rss, Word64 Rtt)		576
vrmpybu			
Rdd=vrmpybu(Rss,Rtt)	Word64 Q6_P_vrmpybu_PP(Word64 Rss, Word64 Rtt)		576
Rxx+=vrmpybu(Rss,Rtt)	Word64 Q6_P_vrmpybuacc_PP(Word64 Rxx, Word64 Rss, Word64 Rtt)		576
vrmpyh			
Rdd=vrmpyh(Rss,Rtt)	Word64 Q6_P_vrmpyh_PP(Word64 Rss, Word64 Rtt)		587
Rxx+=vrmpyh(Rss,Rtt)	Word64 Q6_P_vrmpyhacc_PP(Word64 Rxx, Word64 Rss, Word64 Rtt)		587
vrmpyweh			
Rdd=vrmpyweh(Rss,Rtt)	Word64 Q6_P_vrmpyweh_PP(Word64 Rss, Word64 Rtt)		564
Rdd=vrmpyweh(Rss,Rtt):<<1	Word64 Q6_P_vrmpyweh_PP_s1(Word64 Rss, Word64 Rtt)		564
Rxx+=vrmpyweh(Rss,Rtt)	Word64 Q6_P_vrmpywehacc_PP(Word64 Rxx, Word64 Rss, Word64 Rtt)		564
Rxx+=vrmpyweh(Rss,Rtt):<<1	Word64 Q6_P_vrmpywehacc_PP_s1(Word64 Rxx, Word64 Rss, Word64 Rtt)		564
vrmpywoh			
Rdd=vrmpywoh(Rss,Rtt)	Word64 Q6_P_vrmpywoh_PP(Word64 Rss, Word64 Rtt)		564
Rdd=vrmpywoh(Rss,Rtt):<<1	Word64 Q6_P_vrmpywoh_PP_s1(Word64 Rss, Word64 Rtt)		564
Rxx+=vrmpywoh(Rss,Rtt)	Word64 Q6_P_vrmpywohacc_PP(Word64 Rxx, Word64 Rss, Word64 Rtt)		564
Rxx+=vrmpywoh(Rss,Rtt):<<1	Word64 Q6_P_vrmpywohacc_PP_s1(Word64 Rxx, Word64 Rss, Word64 Rtt)		564
vrndwh			
Rd=vrndwh(Rss)	Word32 Q6_R_vrndwh_P(Word64 Rss)		600
Rd=vrndwh(Rss):sat	Word32 Q6_R_vrndwh_P_sat(Word64 Rss)		600
vrsadub			
Rdd=vrsadub(Rss,Rtt)	Word64 Q6_P_vrsadub_PP(Word64 Rss, Word64 Rtt)		457
Rxx+=vrsadub(Rss,Rtt)	Word64 Q6_P_vrsadubacc_PP(Word64 Rxx, Word64 Rss, Word64 Rtt)		457
vsathb			
Rd=vsathb(Rs)	Word32 Q6_R_vsathb_R(Word32 Rs)		603
Rd=vsathb(Rss)	Word32 Q6_R_vsathb_P(Word64 Rss)		603
Rdd=vsathb(Rss)	Word64 Q6_P_vsathb_P(Word64 Rss)		606

vsathub		
Rd=vsathub(Rs)	Word32 Q6_R_vsathub_R(Word32 Rs)	603
Rd=vsathub(Rss)	Word32 Q6_R_vsathub_P(Word64 Rss)	603
Rdd=vsathub(Rss)	Word64 Q6_P_vsathub_P(Word64 Rss)	606
vsatwh		
Rd=vsatwh(Rss)	Word32 Q6_R_vsatwh_P(Word64 Rss)	603
Rdd=vsatwh(Rss)	Word64 Q6_P_vsatwh_P(Word64 Rss)	606
vsatwuh		
Rd=vsatwuh(Rss)	Word32 Q6_R_vsatwuh_P(Word64 Rss)	603
Rdd=vsatwuh(Rss)	Word64 Q6_P_vsatwuh_P(Word64 Rss)	606
vsplatb		
Rd=vsplatb(Rs)	Word32 Q6_R_vsplatb_R(Word32 Rs)	609
Rdd=vsplatb(Rs)	Word64 Q6_P_vsplatb_R(Word32 Rs)	609
vsplath		
Rdd=vsplath(Rs)	Word64 Q6_P_vsplath_R(Word32 Rs)	610
vspliceb		
Rdd=vspliceb(Rss,Rtt,#u3)	Word64 Q6_P_vspliceb_PPI(Word64 Rss, Word64 Rtt, Word32 lu3)	611
Rdd=vspliceb(Rss,Rtt,Pu)	Word64 Q6_P_vspliceb_PPp(Word64 Rss, Word64 Rtt, Byte Pu)	611
vsubb		
Rdd=vsubb(Rss,Rtt)	Word64 Q6_P_vsubb_PP(Word64 Rss, Word64 Rtt)	460
vsubh		
Rd=vsubh(Rt,Rs)	Word32 Q6_R_vsubh_RR(Word32 Rt, Word32 Rs)	185
Rd=vsubh(Rt,Rs):sat	Word32 Q6_R_vsubh_RR_sat(Word32 Rt, Word32 Rs)	185
Rdd=vsubh(Rtt,Rss)	Word64 Q6_P_vsubh_PP(Word64 Rtt, Word64 Rss)	458
Rdd=vsubh(Rtt,Rss):sat	Word64 Q6_P_vsubh_PP_sat(Word64 Rtt, Word64 Rss)	458
vsubub		
Rdd=vsubub(Rtt,Rss)	Word64 Q6_P_vsubub_PP(Word64 Rtt, Word64 Rss)	460
Rdd=vsubub(Rtt,Rss):sat	Word64 Q6_P_vsubub_PP_sat(Word64 Rtt, Word64 Rss)	460
vsubuh		
Rd=vsubuh(Rt,Rs):sat	Word32 Q6_R_vsubuh_RR_sat(Word32 Rt, Word32 Rs)	185
Rdd=vsubuh(Rtt,Rss):sat	Word64 Q6_P_vsubuh_PP_sat(Word64 Rtt, Word64 Rss)	458
vsubw		
Rdd=vsubw(Rtt,Rss)	Word64 Q6_P_vsubw_PP(Word64 Rtt, Word64 Rss)	461
Rdd=vsubw(Rtt,Rss):sat	Word64 Q6_P_vsubw_PP_sat(Word64 Rtt, Word64 Rss)	461
vsxtbh		
Rdd=vsxtbh(Rs)	Word64 Q6_P_vsxtbh_R(Word32 Rs)	612
vsxthw		
Rdd=vsxthw(Rs)	Word64 Q6_P_vsxthw_R(Word32 Rs)	612
vtrunehb		
Rd=vtrunehb(Rss)	Word32 Q6_R_vtrunehb_P(Word64 Rss)	615
Rdd=vtrunehb(Rss,Rtt)	Word64 Q6_P_vtrunehb_PP(Word64 Rss, Word64 Rtt)	615

vtrunewh

Rdd=vtrunewh(Rss,Rtt) Word64 Q6_P_vtrunewh_PP(Word64 Rss, Word64 Rtt) 615

vtrunohb

Rd=vtrunohb(Rss) Word32 Q6_R_vtrunohb_P(Word64 Rss) 615

Rdd=vtrunohb(Rss,Rtt) Word64 Q6_P_vtrunohb_PP(Word64 Rss, Word64 Rtt) 615

vtrunowh

Rdd=vtrunowh(Rss,Rtt) Word64 Q6_P_vtrunowh_PP(Word64 Rss, Word64 Rtt) 615

vxaddsubh

Rdd=vxaddsubh(Rss,Rtt):rnd:>>1:sat Word64 Q6_P_vxaddsubh_PP_rnd_rs1_sat(Word64 Rss, Word64 Rtt) 483

Rdd=vxaddsubh(Rss,Rtt):sat Word64 Q6_P_vxaddsubh_PP_sat(Word64 Rss, Word64 Rtt) 483

vxaddsubw

Rdd=vxaddsubw(Rss,Rtt):sat Word64 Q6_P_vxaddsubw_PP_sat(Word64 Rss, Word64 Rtt) 485

vxsubaddh

Rdd=vxsubaddh(Rss,Rtt):rnd:>>1:sat Word64 Q6_P_vxsubaddh_PP_rnd_rs1_sat(Word64 Rss, Word64 Rtt) 483

Rdd=vxsubaddh(Rss,Rtt):sat Word64 Q6_P_vxsubaddh_PP_sat(Word64 Rss, Word64 Rtt) 483

vxsubaddw

Rdd=vxsubaddw(Rss,Rtt):sat Word64 Q6_P_vxsubaddw_PP_sat(Word64 Rss, Word64 Rtt) 485

vzxtbh

Rdd=vzxtbh(Rs) Word64 Q6_P_vzxtbh_R(Word32 Rs) 616

vzxthw

Rdd=vzxthw(Rs) Word64 Q6_P_vzxthw_R(Word32 Rs) 616

X**xor**

Pd=xor(Ps,Pt) Byte Q6_p_xor_pp(Byte Ps, Byte Pt) 222

Rd=xor(Rs,Rt) Word32 Q6_R_xor_RR(Word32 Rs, Word32 Rt) 173

Rdd=xor(Rss,Rtt) Word64 Q6_P_xor_PP(Word64 Rss, Word64 Rtt) 397

Rx^=xor(Rs,Rt) Word32 Q6_R_xoracc_RR(Word32 Rx, Word32 Rs, Word32 Rt) 400

Rx&=xor(Rs,Rt) Word32 Q6_R_xorand_RR(Word32 Rx, Word32 Rs, Word32 Rt) 400

Rx|=xor(Rs,Rt) Word32 Q6_R_xoror_RR(Word32 Rx, Word32 Rs, Word32 Rt) 400

Rxx^=xor(Rss,Rtt) Word64 Q6_P_xoracc_PP(Word64 Rxx, Word64 Rss, Word64 Rtt) 399

Z**zxtb**

Rd=zxtb(Rs) Word32 Q6_R_zxtb_R(Word32 Rs) 187

zxth

Rd=zxth(Rs) Word32 Q6_R_zxth_R(Word32 Rs) 187