



Qualcomm Technologies, Inc.

QCC730M-0P OEM Integrator Instructions

80-84632-3 Rev. AC

October 17, 2025

Revision history

Revision	Date	Description
AA	April 2025	Initial release
AB	August 2025	Update
AC	October 2025	Update

Contents

1	Introduction	6
2	Applicable Module	7
3	Available Global Modular Approvals from Qualcomm	8
4	Additional Regulatory Conformance Testing and/or Submissions Required by the Integrator	9
5	Compliant/Allowable Tx Power File	10
6	Approved Antennas to Use with the Radio Module	11
7	Antenna Placement Inside the Host System and RF Exposure	13
8	Simultaneous Transmission with Other Integrated or Plug-In Radios	14
9	Module May Not Be Installed by End Users	15
10	Required Labeling on the Outside of the Host.....	16
	10.1 FCC and ISED	16
	10.2 Taiwan NCC.....	17
	10.3 European Community Radio Equipment Directive (RED).....	17
	10.4 UKCA	18
11	Required Labeling on the Module.....	19
	11.1 FCC labeling on the Module	19
	11.2 Rest of world labeling on the Module	19
	11.3 Instructions to download the sample global label artwork with certification IDs	19
12	Required Regulatory Wording for User Manual/Installation Manual	20
	12.1 FCC compliance information	20
	12.1.1 FCC Covered List Section 2.903	21
	12.2 Industry Canada Notices.....	21
	12.3 European Community (RED) user manual wording and declaration	22
	12.4 European Community (RED) Declaration of Conformity for System.....	23
	12.5 RED and UKCA Declaration of Conformity for System	24
	12.6 UKCA output power.....	24
	12.7 Taiwan user manual wording	24

12.8 Korea user manual wording 24

12.9 Brazil user manual wording 25

12.10 Japan user manual wording..... 25

12.11 Australia Regulatory Compliance Mark (RCM)..... 25

13 OEM Integrator Checklist..... 26

Tables

Table 2-1 Hardware variant SKUs 7

Table 2-2 Regulatory cert and model number map..... 7

Table 6-1 Allowed maximum gain (dBi), including antenna cable loss..... 11

Table 12-1 Maximum EIRP power in EU 23

Table 12-2 Maximum EIRP power in UK 24

1 Introduction

The QCC730M-0P module is intended to be integrated into a final product and is not designed or intended to be operated as an end product.

The QCC730M-0P module contains the SoC QCC730 which is designed to support 1x1 Wi-Fi 4.

This document provides instructions and steps for regulatory compliance that the OEM Integrator must follow when designing and manufacturing a system using a Qualcomm® design radio module, the “Module”.

This document also provides general regulatory information associated with use of the module such as labeling requirements, module level certification information, usage restrictions, and relevant regulatory notices.

CAUTION: Failure to follow the instructions in this document may invalidate the FCC certification and authorization of the Module for use in the U.S. and in other countries.

The OEM integrator is responsible for all system-level EMI/EMC and product safety testing and certification that apply to the host system in the U.S, Canada, EU, and other countries where the system will be marketed or sold.

The Qualcomm modular certifications described in this document only apply to radio conformance for the Module.

2 Applicable Module

Regulatory model: QCC730M-0P

FCC ID: J9C-QCC730M0P IC: 2723A-QCC730M0P

QCC730M-0P has hardware variant SKUs [Table 2-1](#).

Table 2-1 Hardware variant SKUs

SKU	Support platform system and feature	Canada IC HVIN
QCC730M-0PB	Support integrated PCB antenna	QCC730M-0PB
QCC730M-0PU	Support external antenna with antenna connect on module	QCC730M-0PU

- **QCC730M-0P** high level regulatory leverage map. All regulatory certificates use **QCC730M-0P** as single regulatory model except few regions/certs as explicitly indicated below:

Table 2-2 Regulatory cert and model number map

SKU	US/CAN ADA	EU/UK/AUSTRALIA/NEW ZEALAND	JAPAN	KOREA ROC	TAIWAN	Rest of the WORLD	CHINA
QCC730M-0PB	Certificate is applicable to all models and use Regulatory Model: QCC730M-0P						Regulatory Model: QCC730M- 0PB
QCC730M-0PU							Regulatory Model: QCC730M- 0PU

3 Available Global Modular Approvals from Qualcomm

Module certification is limited to those countries in which Qualcomm has obtained radio modular approvals.

For integrators to access the current list of certified countries:

1. Log on to docs.qualcomm.com/regulatory/QCC730M
2. Search for the regulatory documents under document # TL80-84632-1

NOTE: If integrators do not have access to Qualcomm.com, contact a Qualcomm account representative to request access to the country list and modular certificates.

OEM integrators must receive their own radio certification for each country where the system will be sold if a modular certification for that country is not available from Qualcomm.

Integration of the module must conform to all design constraints, labeling requirements, and usage conditions defined in this document.

4 Additional Regulatory Conformance Testing and/or Submissions Required by the Integrator

Global Modular certifications only apply to radio conformance for the Module.

- The OEM integrator is responsible for any additional system-level EMI/EMC and product safety testing and certifications that apply in the U.S. and other countries where the host system is containing the Module. This may include, but is not limited to, Federal Communications Commission (FCC) Part 15 Class B Digital Emissions, China CCC, Taiwan BSMI, Korea KC, ETSI EN 301 489-17, and others.
- These system-level EMC tests are done with the Module installed and included in the scope of the submission.

Modular radio certification is not possible in some countries.

- For these countries, OEM integrators must ensure radio certification for the end system is obtained before placing the product on the market.
- The current list of applicable countries is provided by Qualcomm.

For questions, additional regulatory conformance testing information, and/or related submissions, contact a Qualcomm account representative.

5 Compliant/Allowable Tx Power File

This file contains the transmit power settings that are programmed in the board-data file in the software. The software image is installed at the time of manufacture of the module.

The board data information is provided by Qualcomm. Contact a Qualcomm account representative for details on the board data file (BDF).

6 Approved Antennas to Use with the Radio Module

The QCC730M-0PU module support external antenna and is certified for use only with certain types of antenna described in this chapter. Antennas not approved in this document may not be used with the module if the integrated product leverages the Qualcomm modular approvals. Other antennas can be added if regulatory compliance and certification is addressed by the integrator at the host product level.

NOTE: Allowed antenna type – PIFA, MONOPOLE and DIPOLE type with omnidirectional pattern antenna.

NOTE: End host product must use an integrated antenna – the antenna is integrated in the host mechanical housing.

Table 6-1 Allowed maximum gain (dBi), including antenna cable loss

Frequency	PIFA type (dBi)	MONOPOLE type (dBi)	DIPOLE type (dBi)	Max. gain (dBi) for Taiwan, Japan and Korea antenna filing/listing
2.4 GHz	3.33	3.27	3.11	3.33
5.150-5.250 GHz	2.27	3.00	2.97	3.00
5.250-5.350 GHz	2.56	2.87	3.09	3.09
5.470-5.725 GHz	3.43	3.29	3.37	3.43
5.725-5.850 GHz	3.19	3.18	3.28	3.28
5.850-5.895 GHz	3.03	3.33	3.43	3.43
Antenna Manufacture name	INPAQ TECHNOLOGY CORP	INPAQ TECHNOLOGY CORP	INPAQ TECHNOLOGY CORP	
Antenna Part number/order number	RFPCA303510EMMB101	RFPCA501010EMMB101	RFPCA331010EMMB101	

CAUTION: For US , Canada, and Taiwan, all use of other antenna types or the same type of antenna but with higher gain than listed in [Table 6-1](#) are not allowed without additional testing and appropriate regulatory actions.

Use of other similar type antennas may only require a C1PC to confirm emission compliance is the same or better, i.e., lower, but only an equivalent type antenna can be used without any additional testing/submission.

Contact a Qualcomm account representative for additional guidance if you choose to use different antenna types or higher gain antennas in the end system.

Some examples of antennas not considered the same type as PIFA, Monopole or Dipole antenna:

- Patch
- Chip antennas

In addition, regulatory agencies in Japan, Korea, and Taiwan require submission of antenna specification sheets for all antenna models used with the Qualcomm module. This notification process must be followed by the integrator before the original product launch and whenever new host systems, with new antenna models, are launched. Contact Qualcomm to determine if additional antennas may be added.

The antenna type does not matter in Japan and Korea antenna filing/listing as long as host platform antenna gain does not exceed max. gain value as represented in [Table 6-1](#).

7 Antenna Placement Inside the Host System and RF Exposure

The FCC and regulatory bodies of other countries impose strict conditions and limitations on the RF exposure levels of end products.

Acceptable RF exposure levels for the Module depend on:

- Transmit power.
- Location of the transmitting antenna(s) inside the host system.
- Expected separation of the transmitting antennas to the end user.

OEM integrators must take great care to ensure each host system complies with the applicable RF exposure requirements.

For FCC

- The antenna-to-user separation distance must be greater than 20 cm.

For IC Canada

- The antenna-to-user separation distance must be greater than 20 cm.
- cette équipement devrait être installé et exploité avec distance minimale de 20 entre le radiateur et votre corps

CAUTION: Failure to adhere to these separation/spacing rules will invalidate the FCC certification for the Module.

- This separation is measured between the closest point of each transmitting antenna inside the host device to the point of contact by the user or nearby person outside of the host device.
- For notebooks/netbooks/laptops with antenna(s) in the display section, the LCD is opened 90 degrees/perpendicular to the keyboard. The separation distance is then measured from the nearest point of each transmitting antenna to the bottom of the host.

NOTE: When one or more of these conditions cannot be met for a particular host system, additional testing is required to secure the necessary certifications for the system.

Contact a Qualcomm account representative with any questions regarding compliance for host system(s) with these restrictions.

NOTE: These restrictions do not apply to a receive-only antenna.

8 Simultaneous Transmission with Other Integrated or Plug-In Radios

Regulators such as the FCC impose conditions and limitations or expect compliance when additional radio(s) are co-located in the same host system as the Qualcomm Module with capability to transmit simultaneously.

- Co-locating other radios, such as an integrated or plug-in wireless WAN/cellular radio with the Qualcomm wireless LAN module requires additional evaluation and possible submission for authorization from the FCC.
- The rules are highly dependent on the characteristics of the particular radios that are co-located and simultaneously transmitting.
 - The OEM integrator should seek guidance from a knowledgeable test lab or consultant to determine if additional testing and FCC certification is required.
 - In this case, failure to evaluate and follow the required FCC procedures will invalidate the FCC certification of the Module and end system.

Detailed guidance from the FCC are described in various Knowledge Database (KDB) publications and can be found using the following instructions.

1. To download the FCC rules for co-located radios:
 - a. Go to <https://apps.fcc.gov/oetcf/kdb/index.cfm>
 - b. Enter **616217** in the 'publication number' search box
 - c. Download latest applicable version of KDB 616217 document.
2. For expert advice regarding co-location rules, the recommendation is to contact an FCC-approved Telecommunication Certification Body (TCB) or regulatory test lab:

Go to <https://apps.fcc.gov/oetcf/kdb/index.cfm>.

- a. Choose your country and or state from the pull-down list.
 - b. Scroll through the search results and choose a TCB contact from which to seek advice.
3. Contact a Qualcomm account representative with any questions regarding compliance of the host system(s) with the above restrictions.

9 Module May Not Be Installed by End Users

FCC rules require that the Module be installed in host systems at the factory by the OEM integrator.

- End users of the system may not install the Module.
- The host product user instructions must not advise the end user on how to access or remove the Module.
- Additional FCC authorization/filing is needed to allow end user installation of radio modules.

For more details, refer to FCC KDB 996369 found at
<https://apps.fcc.gov/kdb/GetAttachment.html?id=1SjvWefMMUr61bRufmPyxw%3D%3D&desc=996369%20D03%20OEM%20Manual%20v01r01&trac>

10 Required Labeling on the Outside of the Host

Explanatory text in red font must not be included in the final label.

10.1 FCC and ISED

The FCC and ISED require a label on the outside of the host system visible to the end user.

Example wording is:

Contains: FCC ID: XXX-XXXXXXX IC: XXXXX-XXXXXX
--

(Replace X's with actual IDs found in Section 2).

The FCC requires a logo signifying emissions compliance on the outside of the host system.

Additional options are available for placement of the FCC label on the host. Refer to the FCC Knowledge Database KDB 784748 found at <https://apps.fcc.gov/oetcf/kdb/index.cfm>.

NOTE: The Integrator is responsible for performing FCC Part 15 Class B digital emissions testing on the end-system with the radio Module installed. The FCC logo that follows should not be affixed, unless the OEM integrator has obtained the necessary Part 15 approval, e.g., self-declaration of conformity.

If the host system is approved to FCC Class B digital emissions limits under a grant of certification issued by a TCB, the FCC ID number shown on the grant should be used on the label instead of the FCC logo that follows.



10.2 Taiwan NCC

Taiwan NCC requires a label on the outside of the host system visible to the end user.
The required wording is:

本產品內含射頻模組:  XXXyyyLPDzzzz-x

(Replace X's with actual IDs).

10.3 European Community Radio Equipment Directive (RED)

The European Community RED (Radio Equipment Directive) requires the CE Marking shown as follows on the outside of the host AND on the outside of the shipping container/packaging:



The European Community RE Directive also requires the following note to consumers on the outside of the shipping container/packaging:

NOTE: The Integrator is expected to translate the text in this Section into the appropriate local languages for the European countries in which the product will be marketed or sold.



AT	BE	BG	CZ	DK	EE	FR
DE	IS	IE	IT	EL	ES	CY
LV	LI	LT	LU	HU	MT	NL
NO	PL	PT	RO	SI	SK	TR
FI	SE	CH	UK	HR		

The full text of the RED is located at:

<http://eur-lex.europa.eu/legal-content/EN/TXT/?uri=celex:32014L0053>

10.4 UKCA

It is required to show the following on the outside of the host AND on the outside of the shipping container/packaging:



UK

11 Required Labeling on the Module

11.1 FCC labeling on the Module

The Integrator must ensure that the FCC ID (as indicated in Section 2) is affixed on the Module along with other country certification numbers and logos as described in this section.

NOTE: The Module ODM may affix regulatory labeling at time of the Module manufacturing. However, the PCOEM must ensure the Module label is complete, correct, and applicable for all countries where the host system will be imported, marketed, or sold.

11.2 Rest of world labeling on the Module

The Integrator must ensure the Module includes a global regulatory label with certification numbers and logos for all target countries.

- The system integrator is responsible for confirming the final regulatory label on the radio Module contains all required certification IDs for all countries in which the system will be marketed or sold.
- It is recommended that the PCOEM implement a review and sign-off process and change control process with each Module ODM to ensure the Module label meets the PCOEM requirements.

Qualcomm provides sample artwork with the applicable certification numbers for this Module.

- The PDF document can be opened using Adobe Illustrator, so the sample artwork can be copied and modified as needed.
 - Therefore, the final label produced by the Module manufacturer will vary from this sample.
 - However, the logos and certification numbers must be those shown in the sample global label.

Contact a Qualcomm account representative with any questions regarding module labeling.

11.3 Instructions to download the sample global label artwork with certification IDs

1. Log on to the [Qualcomm CreatePoint system](#).
2. Follow the links and instruction provided by Qualcomm for regulatory certifications.
3. Find: Sample labeling for the Module.
4. Download the PDF file found in the folder.

NOTE: Search for the chip model in the [Qualcomm CreatePoint system](#).

OR, if you do not have access to the [Qualcomm CreatePoint system](#), contact a Qualcomm account representative.

12 Required Regulatory Wording for User Manual/Installation Manual

The integrator must include text in the user manual meeting regional regulator requirements. Text in the following sections or similar wording should be used.

NOTE: Text in red font must be replaced.

12.1 FCC compliance information

FCC compliance information

This device complies with Part 15 of the FCC Rules. Operation is subject to the following two conditions: (1) this device may not cause harmful interference, and (2) this device must accept any interference received, including interference that may cause undesired operation.

This product does not contain any user serviceable components. Any unauthorized product changes or modifications will invalidate warranty and all applicable regulatory certifications and approvals, including authority to operate this device.

FCC Part 15 Digital Emissions Compliance

We **[System Manufacturer Name, Address, Telephone]**, declare under our sole responsibility that the product **[System Name]** complies with Part 15 of the FCC Rules. Operation is subject to the following two conditions: (1) this device may not cause harmful interference, and (2) this device must accept any interference received, including interference that may cause undesired operation.

WARNING: This equipment has been tested and found to comply with the limits for a Class B digital device, pursuant to Part 15 of the FCC Rules. These limits are designed to provide reasonable protection against harmful interference in a residential installation. This equipment generates and radiates radio frequency energy and, if not installed and used in accordance with the instructions, may cause harmful interference to radio communications.

However, there is no guarantee that interference will not occur in a particular installation. If this equipment does cause harmful interference to radio or television reception, which can be determined by turning the equipment off and on, the user is encouraged to try to correct the interference by one or more of the following measures:

- Reorient or relocate the receiving antenna.
- Increase the separation between the equipment and receiver.
- Connect the equipment into an outlet on a circuit different from the one the receiver is connected to.
- Consult the dealer or an experienced radio/TV technician for help.

The user may find the following booklet prepared by the Federal Communications Commission helpful:

The Interference Handbook

This booklet is available from the U.S. Government Printing Office, Washington, D.C. 20402. Stock No.004-000-00345-4.

12.1.1 FCC Covered List Section 2.903

Pursuant to Section 2.903 of the FCC rules, devices integrating the module must comply with the FCC's Covered List (47 C.F.R. Section 1.50002), when applying for an equipment authorization and throughout the product's lifecycle. Qualcomm bears no responsibility for the continued compliance with the FCC Covered list once the module is integrated in the device.

If an integrated product is certified through a Class II permissive change process associated with Qualcomm's FCC ID, the integrator must provide a FCC Covered List Attestation statement as part of the Class II permissive change process.

12.2 Industry Canada Notices

This device complies with Canadian RSS-247.

This device complies with Industry Canada license-exempt RSS standard(s). Operation is subject to the following two conditions: (1) this device may not cause interference, and (2) this device must accept any interference, including interference that may cause undesired operation of the device.

Ce dispositif est conforme à la norme CNR-247 d'Industrie Canada applicable aux appareils radio exempts de licence. Son fonctionnement est sujet aux deux conditions suivantes: (1) le dispositif ne doit pas produire de brouillage préjudiciable, et (2) ce dispositif doit accepter tout brouillage reçu, y compris un brouillage susceptible de provoquer un fonctionnement indésirable.

NOTE: For 5GHz and/or when co-located with 5 GHz transmitters, the following statements should be provided in the user information

Caution :

- (i) the device for operation in the band 5150-5250 MHz is only for indoor use to reduce the potential for harmful interference to co-channel mobile satellite systems;
- (ii) the maximum antenna gain permitted for devices in the bands 5250-5350 MHz and 5470-5725 MHz shall comply with the e.i.r.p. limit; and
- (iii) the maximum antenna gain permitted for devices in the band 5725-5825 MHz shall comply with the e.i.r.p. limits specified for point-to-point and non-point-to-point operation as appropriate.
- (iv) Users should also be advised that high-power radars are allocated as primary users (i.e. priority users) of the bands 5250-5350 MHz and 5650-5850 MHz and that these radars could cause interference and/or damage to LE-LAN devices.

Avertissement:

Le guide d'utilisation des dispositifs pour réseaux locaux doit inclure des instructions précises sur les restrictions susmentionnées, notamment :

- (i) les dispositifs fonctionnant dans la bande 5 150-5 250 MHz sont réservés uniquement pour une utilisation à l'intérieur afin de réduire les risques de brouillage préjudiciable aux systèmes de satellites mobiles utilisant les mêmes canaux;
- (ii) le gain maximal d'antenne permis pour les dispositifs utilisant les bandes 5 250-5 350 MHz et 5 470-5 725 MHz doit se conformer à la limite de p.i.r.e.;
- (iii) le gain maximal d'antenne permis (pour les dispositifs utilisant la bande 5 725-5 825 MHz) doit se conformer à la limite de p.i.r.e. spécifiée pour l'exploitation point à point et non point à point, selon le cas.
- (iv) De plus, les utilisateurs devraient aussi être avisés que les utilisateurs de radars de haute puissance sont désignés utilisateurs principaux (c.-à-d., qu'ils ont la priorité) pour les bandes 5 250-5 350 MHz et 5 650-5 850 MHz et que ces radars pourraient causer du brouillage et/ou des dommages aux dispositifs LAN-EL.









12.3 European Community (RED) user manual wording and declaration









NOTE: Text must be replaced with name of company responsible for placing the system on the European Community Market.

Europe – EU Declaration of Conformity

Marking by this symbol indicates compliance with the Essential Requirements of the RED of the European Union (2014/53/EU). This equipment meets the following conformance standards:

EN 300 328, EN 301 893, EN 300 440, EN 301 489-17, EN 62368-1, EN 62311

 Český [Czech]	[COMPANY NAME] tímto prohlašuje, že tento Radiolan je ve shodě se základními požadavky a dalšími příslušnými ustanoveními směrnice 2014/53/EU.
 Dansk [Danish]	Undertegnede [COMPANY NAME] erklærer herved, at følgende udstyr Radiolan overholder de væsentlige krav og øvrige relevante krav i direktiv 2014/53/EU.
 Deutsch [German]	Hiermit erkläre [COMPANY NAME] dass sich das Gerät Radiolan in Übereinstimmung mit den grundlegenden Anforderungen und den übrigen einschlägigen Bestimmungen der Richtlinie 2014/53/EU befindet.
 Eesti [Estonian]	Käesolevaga kinnitab [COMPANY NAME] seadme Radiolan vastavust direktiivi 2014/53/EU põhinõuetele ja nimetatud direktiivist tulenevatele teistele asjakohastele sätetele.
 English	Hereby, [COMPANY NAME], declares that this Radiolan is in compliance with the essential requirements and other relevant provisions of Directive 2014/53/EU.
 Español [Spanish]	Por medio de la presente [COMPANY NAME] declara que el Radiolan cumple con los requisitos esenciales y cualesquiera otras disposiciones aplicables o exigibles de la Directiva 2014/53/EU.
 Ελληνική [Greek]	ΜΕ ΤΗΝ ΠΑΡΟΥΣΑ [COMPANY NAME] ΔΗΛΩΝΕΙ ΟΤΙ Radiolan ΣΥΜΜΟΡΦΩΝΕΤΑΙ ΠΡΟΣ ΤΙΣ ΟΥΣΙΩΔΕΙΣ ΑΠΑΙΤΗΣΕΙΣ ΚΑΙ ΤΙΣ ΛΟΙΠΕΣ ΣΧΕΤΙΚΕΣ ΔΙΑΤΑΞΕΙΣ ΤΗΣ ΟΔΗΓΙΑΣ 2014/53/EU.
 Français [French]	Par la présente [COMPANY NAME] déclare que l'appareil Radiolan est conforme aux exigences essentielles et aux autres dispositions pertinentes de la directive 2014/53/EU.
Íslenska [Icelandic]	Hér með lýsir [COMPANY NAME] yfir því að Radiolan er í samræmi við grunnkröfur og aðrar kröfur, sem gerðar eru í tilskipun 2014/53/EU.
 Italiano [Italian]	Con la presente [COMPANY NAME] dichiara che questo Radiolan è conforme ai requisiti essenziali ed alle altre disposizioni pertinenti stabilite dalla direttiva 2014/53/EU.
 Latviski [Latvian]	Ar šo [COMPANY NAME] deklarē, ka Radiolan atbilst Direktīvas 2014/53/EU būtiskajām prasībām un citiem ar to saistītajiem noteikumiem.
 Lietuvių [Lithuanian]	Šiuo [COMPANY NAME] deklaruoja, kad šis Radiolan atitinka esminius reikalavimus ir kitas 2014/53/EU Direktyvos nuostatas.
 Malti [Maltese]	Hawnhekk, [COMPANY NAME], jiddikjara li dan Radiolan jikkonforma mal-htigijiet essenzzjali u ma provvedimenti oħrajn relevanti li hemm fid-Direttiva 2014/53/EU.
 Magyar [Hungarian]	Alulírott, [COMPANY NAME] nyilatkozom, hogy a Radiolan megfelel a vonatkozó alapvető követelményeknek és az 2014/53/EU irányelv egyéb előírásainak.

 Nederlands [Dutch]	Hierbij verklaart <i>[COMPANY NAME]</i> dat het toestel Radiolan in overeenstemming is met de essentiële eisen en de andere relevante bepalingen van richtlijn 2014/53/EU.
 Norsk [Norwegian]	<i>[COMPANY NAME]</i> erklærer herved at utstyret Radiolan er i samsvar med de grunnleggende krav og øvrige relevante krav i direktiv 2014/53/EU.
 Polski [Polish]	Niniejszym <i>[COMPANY NAME]</i> oświadcza, że Radiolan jest zgodny z zasadniczymi wymogami oraz pozostałymi stosownymi postanowieniami Dyrektywy 2014/53/EU.
 Português [Portuguese]	<i>[COMPANY NAME]</i> declara que este Radiolan está conforme com os requisitos essenciais e outras disposições da Directiva 2014/53/EU.
 Slovensko [Slovenian]	<i>[COMPANY NAME]</i> izjavlja, da je ta Radiolan v skladu z bistvenimi zahtevami in ostalimi relevantnimi določili direktive 2014/53/EU.
 Slovensky [Slovak]	<i>[COMPANY NAME]</i> týmto vyhlasuje, že Radiolan spĺňa základné požiadavky a všetky príslušné ustanovenia Smernice 2014/53/EU.
 Suomi [Finnish]	<i>[COMPANY NAME]</i> vakuuttaa täten että Radiolan tyyppinen laite on direktiivin 2014/53/EU oleellisten vaatimusten ja sitä koskevien direktiivin muiden ehtojen mukainen.
 Svenska [Swedish]	Härmed intygar <i>[COMPANY NAME]</i> att denna Radiolan står i överensstämmelse med de väsentliga egenskapskrav och övriga relevanta bestämmelser som framgår av direktiv 2014/53/EU.

For European Community 5GHz:

Operations in the 5.15-5.35GHz band are restricted to indoor usage only.

For Frequency and maximum transmit power in EU:

Table 12-1 Maximum EIRP power in EU

Module EIRP power (Average power) * The EIRP is basing on typical antenna gain as described in Table 6-1	<p>2.4GHz ≤ 20 dBm</p> <p>5150~5250 MHz ≤ 23 dBm</p> <p>5250~5350 MHz ≤ 23 dBm</p> <p>5470~5725 MHz ≤ 23 dBm</p> <p>5725 ~ 5875 MHz ≤ 14 dBm</p>
--	--

12.4 European Community (RED) Declaration of Conformity for System

In addition to including the radio conformity wording described in Section 12.3, the end integrator must also create and sign a European Declaration of Conformity (DoC) for all European Directives applicable to the end product.

- At a minimum, this will be a DoC per the RED Directive covering the essential requirement and Registration, Evaluation, Authorisation and restriction of chemicals. REACH (EC) 1907/2006
- The DoC must reference harmonized standards used for all radios present in the system.

NOTE: An image of the DoC signed by the OEM integrator may be included in the user manual or a link to the DoC on the integrator's company website should be provided in the user documentation.

12.5 RED and UKCA Declaration of Conformity for System

The integrator must include text in the user manual meeting the regulator requirements. Text in the following sections or similar wording should be used.

Hereby, [OEM Company name declares that the radio equipment type xxxxxxxx (platform model which has QCC730M-0P embedded) is in compliance with Directive 2014/53/EU and UK Radio Equipment Regulations 2017 SI 2017/1206.

The full text of the EU declaration of conformity should be provided in public website.

12.6 UKCA output power

Table 12-2 Maximum EIRP power in UK

Module EIRP power (Average power)	2.4GHz ≤ 20 dBm
* The EIRP is basing on typical antenna gain as described in Table 6-1	5150~5250 MHz ≤ 23 dBm
	5250~5350 MHz ≤ 23 dBm
	5470~5730 MHz ≤ 23 dBm
	5725 ~ 5875 MHz ≤ 23 dBm

12.7 Taiwan user manual wording

台灣: 國家通訊傳播委員會

取得審驗證明之低功率射頻器材，非經核准，公司、商號或使用者均不得擅自變更頻率、加大功率或變更原設計之特性及功能。低功率射頻器材之使用不得影響飛航安全及干擾合法通信；經發現有干擾現象時，應立即停用，並改善至無干擾時方得繼續使用。前述合法通信，指依電信管理法規定作業之無線電通信。低功率射頻器材須忍受合法通信或工業、科學及醫療用電波輻射性電機設備之干擾。

應避免影響附近雷達系統之操作

高增益指向性天線只得應用於固定式點對點系統。

12.8 Korea user manual wording

Korea KCC

해당 무선설비는 전파혼신 가능성이 있으므로 인명안전과 관련된 서비스는 할 수 없음

12.9 Brazil user manual wording

Hosts using approved modules would be required to put label information on the product or statement in the user manual:

Este produto contém a placa xxxx código de homologação Anatel NNNN-NN-NNNN

Translation:

This product contains the module xxxx Anatel approval code NNNNN-NN-NNNNN

User manual statement:

Este equipamento opera em caráter secundário, isto é, não tem direito a proteção contra interferência prejudicial, mesmo de estações do mesmo tipo, e não pode causar interferência a sistemas operando em caráter primário.

Host products that are not subject to Anatel approval, but include this approved module must include in their manual, quick guide, or by other authorized means in Act 4088, the following information:

"Incorpora produto homologado pela Anatel sob número HHHHH-AA-FFFFF".

Translation:

"Incorporates product approved by Anatel under number HHHHH-AA-FFFFF".

12.10 Japan user manual wording

It is required to have 5GHz W52, W53 band indoor use warning provide in user manual:

5GHz band (W52,W53): Indoor use only (except communicate to high power radio)

5GHz 帯(W52, W53)は屋内利用に限る (高出力システムと通信する場合を除く)

12.11 Australia Regulatory Compliance Mark (RCM)

This product has completed RCM CERTIFICATE that complies with AS/NZS4417.1 and can be marked with the Regulatory Compliance Mark.



13 OEM Integrator Checklist

The party below will implement the Qualcomm Module in host systems in accordance with the instructions specified in this document and the documents referenced herein.

- ☐ The OEM integrator will ensure the Module is integrated in a host systems using only the approved antenna model(s) described in this document.
- ☐ The OEM integrator will ensure the antenna placement inside the host system will maintain the required spacing to end user for RF Exposure compliance, as specified in this document.
- ☐ If other radios are integrated inside the host with the Qualcomm Module, the OEM integrator will contact its test lab, TCB or Qualcomm to determine if additional FCC compliance evaluation is required to meet FCC collocation rules.
- ☐ The OEM integrator will ensure end user documentation will contain the specified regulatory wording and ensure the host system and the Module itself are labeled as specified in this document.
- ☐ The OEM integrator will ensure the Module is programmed in the factory with compliant transmit power not exceeding the levels specified in this document.

Qualcomm Incorporated requests that the OEM integrator acknowledge its receipt of this document and the above instructions. You may contact Qualcomm with any questions concerning this document or the responsibilities of the OEM integrator.

LEGAL INFORMATION

Your access to and use of this material, along with any documents, software, specifications, reference board files, drawings, diagnostics and other information contained herein (collectively this “Material”), is subject to your (including the corporation or other legal entity you represent, collectively “You” or “Your”) acceptance of the terms and conditions (“Terms of Use”) set forth below. If You do not agree to these Terms of Use, you may not use this Material and shall immediately destroy any copy thereof.

1) Legal Notice.

This Material is being made available to You solely for Your internal use with those products and service offerings of Qualcomm Technologies, Inc. (“Qualcomm Technologies”), its affiliates and/or licensors described in this Material, and shall not be used for any other purposes. If this Material is marked as “Qualcomm Internal Use Only”, no license is granted to You herein, and You must immediately (a) destroy or return this Material to Qualcomm Technologies, and (b) report Your receipt of this Material to qualcomm.support@qti.qualcomm.com. This Material may not be altered, edited, or modified in any way without Qualcomm Technologies’ prior written approval, nor may it be used for any machine learning or artificial intelligence development purpose which results, whether directly or indirectly, in the creation or development of an automated device, program, tool, algorithm, process, methodology, product and/or other output. Unauthorized use or disclosure of this Material or the information contained herein is strictly prohibited, and You agree to indemnify Qualcomm Technologies, its affiliates and licensors for any damages or losses suffered by Qualcomm Technologies, its affiliates and/or licensors for any such unauthorized uses or disclosures of this Material, in whole or part.

Qualcomm Technologies, its affiliates and/or licensors retain all rights and ownership in and to this Material. No license to any trademark, patent, copyright, mask work protection right or any other intellectual property right is either granted or implied by this Material or any information disclosed herein, including, but not limited to, any license to make, use, import or sell any product, service or technology offering embodying any of the information in this Material.

THIS MATERIAL IS BEING PROVIDED “AS IS” WITHOUT WARRANTY OF ANY KIND, WHETHER EXPRESSED, IMPLIED, STATUTORY OR OTHERWISE. TO THE MAXIMUM EXTENT PERMITTED BY LAW, QUALCOMM TECHNOLOGIES, ITS AFFILIATES AND/OR LICENSORS SPECIFICALLY DISCLAIM ALL WARRANTIES OF TITLE, MERCHANTABILITY, NON-INFRINGEMENT, FITNESS FOR A PARTICULAR PURPOSE, SATISFACTORY QUALITY, COMPLETENESS OR ACCURACY, AND ALL WARRANTIES ARISING OUT OF TRADE USAGE OR OUT OF A COURSE OF DEALING OR COURSE OF PERFORMANCE. MOREOVER, NEITHER QUALCOMM TECHNOLOGIES, NOR ANY OF ITS AFFILIATES AND/OR LICENSORS, SHALL BE LIABLE TO YOU OR ANY THIRD PARTY FOR ANY EXPENSES, LOSSES, USE, OR ACTIONS HOWSOEVER INCURRED OR UNDERTAKEN BY YOU IN RELIANCE ON THIS MATERIAL.

Certain product kits, tools and other items referenced in this Material may require You to accept additional terms and conditions before accessing or using those items.

Technical data specified in this Material may be subject to U.S. and other applicable export control laws. Transmission contrary to U.S. and any other applicable law is strictly prohibited.

Nothing in this Material is an offer to sell any of the components or devices referenced herein.

This Material is subject to change without further notification.

In the event of a conflict between these Terms of Use and the Website Terms of Use on www.qualcomm.com, the *Qualcomm Privacy Policy* referenced on www.qualcomm.com, or other legal statements or notices found on prior pages of the Material, these Terms of Use will control. In the event of a conflict between these Terms of Use and any other agreement (written or click-through, including, without limitation any non-disclosure agreement) executed by You and Qualcomm Technologies or a Qualcomm Technologies affiliate and/or licensor with respect to Your access to and use of this Material, the other agreement will control.

These Terms of Use shall be governed by and construed and enforced in accordance with the laws of the State of California, excluding the U.N. Convention on International Sale of Goods, without regard to conflict of laws principles. Any dispute, claim or controversy arising out of or relating to these Terms of Use, or the breach or validity hereof, shall be adjudicated only by a court of competent jurisdiction in the county of San Diego, State of California, and You hereby consent to the personal jurisdiction of such courts for that purpose.

2) Trademark and Product Attribution Statements.

Qualcomm is a trademark or registered trademark of Qualcomm Incorporated. Arm is a registered trademark of Arm Limited (or its subsidiaries) in the U.S. and/or elsewhere. The Bluetooth® word mark is a registered trademark owned by Bluetooth SIG, Inc. Other product and brand names referenced in this Material may be trademarks or registered trademarks of their respective owners.

Snapdragon and Qualcomm branded products referenced in this Material are products of Qualcomm Technologies, Inc. and/or its subsidiaries. Qualcomm patented technologies are licensed by Qualcomm Incorporated.